



DIVISION OF
CORRECTION

BOARD REPORT

March 2021



@ARDeptofCorrections



@adcpio



@arcorrections



Dexter Payne,
Director

POPULATION REPORT

RESEARCH/PLANNING

February 2021 Admissions and Releases – Admissions for February 2021 totaled **519** (459-males and 60-females) while releases totaled **274** (241-males and 33 females).

Inmate Population Growth/Projection – At the end of February 2021, the jurisdictional population for the Division of Correction totaled **16,120**, representing an increase of **26** inmates since the first of January 2021. Calendar year 2021 has seen an average increase of **13** inmates per month, which is up from an average monthly decrease of **139** inmates per month during calendar year 2020.

Average County Jail Back-up – The backup in the county jails averaged **2,092** inmates per day during the month of February 2021, which was up from the per-day average of **2,029** inmates during the month of January 2021. Of the **2,092** average, short-term revocations accounted for **698** (608 males and 90 females) during the month.

INSTITUTIONS

INMATE INSTITUTIONAL GRIEVANCES

Inmate Formal/Informal Grievances: During February 2021, a total of 1,413 formal grievances and 2,069 informal grievances were filed at various units.

Institutional Grievances Appeals: There was a total of 377 appeals of institutional grievances received in February 2021. Of those, 292 were acknowledged and 85 were rejected for various reasons. Of the total 315 appeals answered, 314 had no merit and one was found with merit.

FARM

Ice and snow in February presented a few challenges to our operations. While we suffered some damage to buildings at milk processing and cold storage, there were few major problems overall. Our livestock supervisors did a great job keeping hay and feed in front of the animals in very adverse conditions.

The row crop operations continued work on preparing equipment for planting season. Some old, unused equipment was put up for sale through the end of March with BigIron Auctions.

Preparations for the 10th Annual Horse Auction were in full swing, including horse evaluations and catalog creation. A total of 27 horses were selected to be auctioned off on March 13. The first foal of the year was born during the snowstorm at the North Central Unit.

The beef herd at both farms began calving at the end of February. Heifers that were held over from last year will be evaluated to see which ones will meet our criteria for breeding this year.

Early in the month, a new flock of pullets was brought in. After about 16 weeks, they will be moved to a layer house.

REGIONAL MAINTENANCE HOURS

Regional Maintenance Hours	February 2021
Benton Unit	4,427
Delta Regional Unit	1,404
East Arkansas Regional Unit	0
Grimes Unit	1,596
McPherson Unit	560
Mississippi County Work Release	1,318
North Central Unit	3,456
Ouachita River Correctional Unit	888
Randall L. Williams Unit	1,712
Texarkana Regional Correctional Center	0
Tucker Unit	128
Varner Unit	1,118
Wrightsville Unit	280
Total Hours	16,887

WORK RELEASE RENT REPORT

Unit	February 2021
Benton Unit	\$61,863.00
Mississippi County Work Release	\$40,222.00
Northwest Arkansas Work Release	\$13,838.00
Pine Bluff Work Release	\$19,292.00
Texarkana Regional Correctional Center	\$22,326.00
Wrightsville Hawkins Unit	\$6,800.00
Total	\$164,341.00

REENTRY**RANDALL L. WILLIAMS**
JUVENILE EDUCATION PROGRAM

February 2021 Capacity: 20	Beginning Count	New Commitments	DCR/Punitive	Transferred/ Turned 18*	Paroled	End Count
Juveniles*	2	0	0	0	0	2

*Juveniles are transferred from the program once they reach the age of 18.

WORKFORCE ALLIANCE FOR
GROWTH IN THE ECONOMY (WAGE)

February 2021 Capacity: 120 Unit:	Beginning Count	Admissions During Mo.	Removed*	Completed	End Count
Delta	20	0	0	0	20
Ester**	0	0	0	0	0
Hawkins***	0	0	0	0	0
McPherson***	0	0	0	0	0
Ouachita River	20	0	0	0	20
Tucker***	0	0	0	0	0
Wrightsville***	0	0	0	0	0
TOTAL	40	0	0	0	40

*The "Removed" column indicates the number of participants who transferred, signed out, received a disciplinary, were removed because test scores were not returned/were too low to continue, or were released from prison.

**The Ester Unit WAGE Program is experiencing a change in software resulting in no classes being taught at this time.

***WAGE Program inactive during the month due to COVID-19.

ADVANCED PRINCIPLES
AND APPLICATIONS FOR
LIFE PROGRAM (APAL)

February 2021 Capacity: 86	Beginning Count	Admissions During Mo.	Removed*	End Count
Ester	33	0	1	32
Hawkins	47	0	1	46
TOTAL	80	0	2	78

Advanced PAL is an 18-month reentry program that combines a pre-release curriculum with the PAL program.

*The "Removed" column indicates the number of participants who paroled, completed the program, withdrew from the program, transferred, or were removed from the program for another reason.

WRIGHTSVILLE-HAWKINS
PATHWAY TO FREEDOM PROGRAM

February 2021 Capacity: 200	Beginning Count	Enrolled During the Month	Removed	End Count*
Wrightsville-Hawkins PTF	157	0	9	148

THINK LEGACY

February 2021 Capacity: 635 Unit	Beginning Count	Admitted	Graduated	Removed**	End Count	Graduated But Remain*
Cummins	40	9	1	7	56	15
Delta Regional	22	0	0	0	22	0
East Arkansas Regional	42	0	2	12	28	0
Ester	0	0	0	0	0	0
Grimes	38	0	0	0	38	0
Hawkins (Female)	7	0	0	0	7	0
McPherson	40	7	1	7	39	0
North Central	7	0	0	0	10	3
Ouachita River	27	5	0	2	30	0
Tucker	0	0	0	0	0	0
Tucker Women's Reentry	0	0	0	0	0	0
Varner	0	0	0	0	0	0
Wrightsville	0	0	0	0	0	0
Total	223	21	4	28	230	18

*The "Graduated But Remain" column indicates the number of participants who have successfully completed the program but remain in the barracks. *These numbers are included in the End Count.*

**The "Removed" column indicates the total number of participants who paroled, signed out, transferred, or were removed from the program for any other reason and are no longer in the barracks.

ADMINISTRATIVE SERVICES**DIVISION OF CORRECTION**
TRAINING - FEBRUARY 2021**BASIC TRAINING DIVISION –**

Instructor Sarah Apel's **BCOT Class 2020-R** graduated on February 5, 2021, with a total of 25 cadets.

The *Willis H. Sargent Award* recipient for the class was Bryant Beebe of the Cummins Unit.

Academic Awards were presented to the following:

- 1st – Robert Ford, Grimes Unit
- 2nd – Creed Brantley, Tucker Unit
- 3rd – Thomas Gutkowski, Ouachita River Correctional Unit

Recipients of *Physical Fitness Awards* were:

- 1st – Nathan Boyd, McPherson Unit
- 2nd – Angelita Caldwell, Texarkana Reg. Correctional Ctr.
- 3rd – Adaeveon Dallas, Delta Regional Unit

DIVISION OF CORRECTION

TRAINING, *continued*

Under the direction of Instructor David Farrier, **BCOT Class 2021-A** graduated on February 26 with a total of 33 cadets.

The *Willis H. Sargent Award* recipient was Karris Moore of the Wrightsville Unit.

Academic Awards were presented to the following:

- 1st – Chasitey Smith, Maximum Security Unit
- 2nd – Joseph Smith, Ouachita River Correctional Unit
- 3rd – Madison Osborn, McPherson Unit

Recipients of *Physical Fitness Awards* were:

- 1st – Christopher Parent, Varner Unit
- 2nd – Joshua Brunson, Varner Unit
- 3rd – Kristopher Johnson, Varner Unit

IN-SERVICE DIVISION –

During the month, the Training Academy held a Defensive Driving class attended by 11 participants. They also hosted the Mid-Winter Southern States Correctional Association (SSCA) virtual meeting, with five participants in attendance. All other in-person training has remained suspended until further notice due to COVID-19.

eCADEMY –

During February, 894 ADC employees completed a total of 17,216 hours of eCADEMY training. About 20% of ADC employees completed at least one course during that timeframe, averaging 4.00 hours per staff member.

HEALTH/CORRECTIONAL PROGRAMS

CHAPLAINCY SERVICES

All Facilities – The Chaplaincy Division at all facilities has continued to provide religious services virtually over the video systems, including Jumu'ah Prayer.

General volunteer access remained discontinued throughout February due to COVID-19.

Delta Regional Unit – A video series, “Life’s Healing Choices,” was shown over the span of four Saturday mornings in February. While a total of 84 inmates signed up to participate, 60 earned completion certificates.

North Central Unit – On February 3, the PAL program opened in residential form for the first time at the unit with 60 inmates participating.

Randall L. Williams Unit – Leading up to the holiday, Chaplain Caracciolo distributed Valentine’s Day cards for inmates to send to their children. The chaplain also provided snacks for 80 staff members throughout each shift on Valentine’s Day and Presidents’ Day.

ACCREDITATION

ACA Internal Audits Completed:

- 02/02 McPherson Unit Pre-Audit
- 02/04 Grimes Unit Pre-Audit
- 02/08–02/10 East Arkansas Regional Unit Reaccreditation (100% on Mandatory Standards/Best Practices and 99.8% on Non-Mandatory Standards/Best Practices)
- 02/11–02/12 Mississippi County Work Release Center Reaccreditation (100% on Mandatory Standards/Best Practices and 100% on Non-Mandatory Standards/Best Practices)
- 02/15–02/19 Inclement Weather
- 02/22–02/26 Maximum Security Unit and Training Academy File Review

Fire/Safety and Sanitation Independent Audits Conducted by the Fire and Sanitation Coordinator:

- 02/01–02/05 East Arkansas Regional Unit Audit Prep
- 02/22–02/26 Maximum Security Unit Audit Prep

VOLUNTEER SERVICES

Total Number of Volunteer Hours for February 2021:

Unit/Program	Hours
Delta Unit	0
East Arkansas Regional Unit	0
McPherson Unit	0
Mississippi County Work Release Center	0
Northwest Arkansas Work Release Center	0
Ouachita River Correctional Unit	0
Pine Bluff Complex	0
Texarkana Regional Correctional Center	0
Varner	0
PAWS	0
Think Legacy	0
Religious Services/Chaplaincy	0
Total Hours	0

MENTAL HEALTH SERVICES**Reduction of Sexual Victimization Program (RSVP) and Sex Offender Treatment Programs (SOFT):**

February 2021	Capacity	Beginning Count	Completed	Removed	Admissions	End Count
RSVP	278	90	37	1	0	52
SOFT	30	3	2	0	0	1
Total	308	93	39	1	0	53

There are 1,132 males on the waiting list for RSVP and five females on the waiting list for SOFT who are within five years of their TE date. Of those, 35 inmates are mandated by the Parole Board.

The average time on the waiting list from request is between one and two months for those stipulated.

*The total on the waiting list, including those not currently within the identified timeframe, is 1,472 males and five females. Of these, 1,152 are eligible and 325 are ineligible for the program. There are no PREA inmates in the program at this time.

*Ineligibility is due to being in restrictive housing, having class IV status, or receiving a major disciplinary within the last 60 days.

Therapeutic Community (TC):

February 2021 Unit	Capacity	Beginning Count	Completed	Removed	Admissions	End Count
McPherson	53	52	2	4	0	46
Tucker	136	50	1	3	32	78
Wrightsville	50	14	0	0	10	24
Total	239	116	3	7	42	148

There are 504 males and 135 females on the waiting list who are within ten years of their release date. Of those, 12 are mandated by the Parole Board.

The average time on the waiting list from request is 16 days.

*The total on the waiting list, including those not currently within the identified timeframe, is 711 males and 143 females. Of these, 651 are eligible and 203 are ineligible for the program.

*Ineligibility is due to being in restrictive housing, having class IV status, or receiving a major disciplinary within the last 60 days.

Substance Abuse Treatment Program (SATP):

February 2021 Unit	Capacity	Beginning Count	Completed	Removed	Admissions	End Count
Benton	20	10	1	3	11	17
Cummins	47	23	0	1	14	36
Grimes	56	25	2	6	23	40
Maximum Security	4	1	0	0	2	3
McPherson	106	63	2	11	6	56
Randall L. Williams	200	44	15	1	9	37
Wrightsville	150	72	1	7	4	68
Total	583	238	21	29	69	257

There are 1,749 males and 156 females on the waiting list who are within five years of their release date. Of those, 45 are mandated by the Parole Board.

The average time on the waiting list from request is 12 days.

*The total on the waiting list, including those not currently within the identified timeframe, is 2,378 males and 184 females. Of these, 1,950 are eligible and 612 are ineligible for the program.

*Ineligibility is due to being in restrictive housing, having class IV status, or receiving a major disciplinary within the last 60 days.

Substance Use Intervention Program: The Substance Use Intervention Program had no admissions or discharges for an end-of-month count of zero for February. This program is housed at the Varner Unit and is for inmates found guilty of a disciplinary violation for drug use or drug possession.

Ouachita River Correctional Unit (ORCU) Residential Program Unit (RPU): The RPU had one admission and two discharges in February for an end-of-month count of 119.

McPherson Unit Mental Health Residential Program Unit (RPU): There were three admissions and four discharges in February for an end-of-month count of 36.

Habilitation Program: The Habilitation Program at the Ouachita River Correctional Unit provided treatment services to 45 inmates during February. There were no admissions or discharges, resulting in an end-of-month count of 45.

Anger Management Treatment: The Anger Management Treatment Program at the Cummins Unit provided no treatment services to inmates during February. There were no admissions or discharges, for an end-of-month count of zero.

ADDITIONAL MENTAL HEALTH AND MEDICAL INFORMATION, *continued*

Staffing: The following Mental Health Services and Substance Abuse Treatment Program (SATP) positions were vacant in January and February 2021:

Positions	FTE's*	January 2021	February 2021
Psychologists	14	5	5
Social Workers	31	13	12
Licensed Professional Counselors	2	1	1
Rehab Program Managers	9	1	1
Advisors	64	11	14
Substance Abuse Program Leaders	40	7	9
Administrative Specialists	17	4	5

*FTE refers to authorized Full Time Equivalent positions.

ADDITIONAL MENTAL HEALTH AND MEDICAL INFORMATION

Self-Study Classes:

Classes	Number of Participants	Number Completed	Waiting List
Anger Management	136	130	768
Thinking Errors	212	190	593
Substance Abuse Education	82	78	592
Communication Skills	229	211	705
Domestic Violence	23	21	142
Victims of Domestic Violence	21	19	28
Stress Management	137	123	748
Parenting	66	63	237

Suicide: There were 78 suicidal threats during February. There were five attempts, none of which resulted in death.

Outpatient: There were 1,872 inmates on the mental health medical log at the beginning of February. Mental Health staff conducted the following contacts during February:

Case Management Contacts	1,773
Requests for Interviews	1,001
Testing	1
Intakes	445
Unit Requests	933
Pre-Lockup Reviews	379
Routine Restrictive Housing Reviews	662
Restrictive Housing Rounds	15,594
PREA Evaluations	56
Routine Follow-up	313
834 Requests	36

County Mental Health Requests: During February, there were 220 requests received of a mental health nature. Of those, 83 inmates were fast-tracked to ADC. **Note: Most inmates were not transferred due to COVID-19.**

County Medical Health Requests: During February, there were 703 requests received of a medical nature. A total of eight inmates were fast-tracked to ADC.

Medical Contract Reimbursements: Sanction reimbursements for January amounted to \$4,700.00.

Deaths: There were two inmate deaths during the month of February, both of which were claimed.

Wellpath: See attachment for Wellpath's report regarding outside beds and emergency room visits.

Medical Grievances: In February, there were 86 appeals received of medical grievances and 157 appeals were answered. Twelve of those were found to be with merit.

SEX OFFENDER ASSESSMENT

Assessments Completed:

Risk Level	February	September 1999 through February 2021
Level 1	0	1,209
Level 2	34	8,190
Level 3	14	7,204
Level 4	0	704
Default 3	0	*
Total	48	17,307
*Default Level 3's are included in the total number of Level 3's to date.		

ACIC Numbers:

The total number of sex offenders registered from September 1999 through February 2021:

Compliant	8,412
Delinquent	1,448
Confined	3,187
Out-of-State	3,832
Address Unknown	141
Deported	208
Incapacitated	96
Out of USA	13
Total	17,337

Consistent with current Arkansas law, deceased offenders no longer remain on the registry.

PAWS IN PRISON

February 2021 Unit	Enrolled	Graduated	Foster	Volunteer Hours
Hawkins Unit	8	1	0	0
Maximum Security Unit	9	5	0	0
North Central Unit	4	4	0	0
Ouachita River Correctional Unit	5	1	0	0
Randall L. Williams Unit	4	0	0	0
Tucker Unit	5	0	0	0
Total	35	11	0	0

Completed Paws in Prison Training:

February 2021 Program Graduates	11
YTD 2021 Program Graduates	22
Total Graduates Since Inception (December 2011)	1,685
Dogs Currently in Foster (Graduated, but Not Adopted)	0
February 2021 Volunteer Hours	0
YTD Volunteer Hours	0

INFORMATION TECHNOLOGY

INMATE TABLETS – Within the Division of Correction, a total of 3,390 inmate tablets were leased during February.

INMATE VIDEO VISITS – Inmates completed 21,365 video visits during the month and missed 658 within the Division of Correction.

CONSTRUCTION/MAINTENANCE**PROJECT UPDATES**

SEE CONSTRUCTION BUDGET / STATUS REPORT IN ATTACHMENTS SECTION (PAGES 21-22).

AGENCY HIGHLIGHTS**FEBRUARY 2021:*****Two ADC Units Receive ACA Reaccreditation***

Two ADC facilities obtained reaccreditation from the American Correctional Association (ACA) the week of February 8–12. The East Arkansas Regional Unit (EARU) scored 100% on mandatory standards/best practices and 99.8% on non-mandatory standards/best practices. Mississippi County Work Release Center (MCWRC) scored 100% on both mandatory and non-mandatory standards/best practices.



Congratulations to EARU Deputy Wardens Jackson and Emsweller, MCWRC Supervisor Misty White, and all members of the phenomenal staff at both facilities for the hard work and dedication to excellence that was displayed before and during the audits.

Record Snowfall Didn't Slow Down ADC Operations

The state of Arkansas experienced record snowfall during the week of February 15. Not surprisingly, there were many instances of ADC staff members pulling together to help each other with issues triggered by the adverse weather conditions, such as traveling to work. Many photos of our snow-blanketed facilities were published throughout the week across the DOC's social media platforms and received positive feedback.

***First Foal of the Year Born at North Central Unit***

There was excitement at North Central Unit in Calico Rock on February 18 when the first foal of 2021 was born. The appropriately named "Blizzard" made his appearance early that morning out in the snow.

***Resumption of Modified In-Person Visits Announced***

On February 25, a plan was announced to resume the piloting of modified in-person visitation on March 6 at the following Arkansas Department of Corrections facilities:

- Benton Work Release
- Delta Regional Unit
- Northeast Arkansas Community Correction Center
- Northwest Arkansas Community Correction Center

The pilot launched in December 2020 but was suspended later that month when facilities entered into lockdown status in response to an increase in staff COVID-19 cases.

25 Bag Harvest of Turnips at Cummins***Varner Regional Maintenance – February 5:***

2021 INFORMAL GRIEVANCE REPORT

Month	BENTON	HAWK/M	HAWK/F	WRTS	EARU & MX	GRIMES	RLW	MCWR	MCPH	MSU	NCU	PBU	NWA	TU	TRCC	VSMX	VU	CU & CMU	ORCU	Ester	DRU	Bowie Cty	TOTAL
JAN	1	30	1	56	269	243	41	0	301	147	106	43	0	62	0	152	26	124	174	41	99	0	1,916
FEB	1	15	22	78	185	177	25	0	465	149	67	26	0	91	3	163	37	363	112	27	63	0	2,069
MAR	0	0	0	0	0	0	0	0	0	0	0	0	0	0	0	0	0	0	0	0	0	0	0
APR	0	0	0	0	0	0	0	0	0	0	0	0	0	0	0	0	0	0	0	0	0	0	0
MAY	0	0	0	0	0	0	0	0	0	0	0	0	0	0	0	0	0	0	0	0	0	0	0
JUN	0	0	0	0	0	0	0	0	0	0	0	0	0	0	0	0	0	0	0	0	0	0	0
JUL	0	0	0	0	0	0	0	0	0	0	0	0	0	0	0	0	0	0	0	0	0	0	0
AUG	0	0	0	0	0	0	0	0	0	0	0	0	0	0	0	0	0	0	0	0	0	0	0
SEPT	0	0	0	0	0	0	0	0	0	0	0	0	0	0	0	0	0	0	0	0	0	0	0
OCT	0	0	0	0	0	0	0	0	0	0	0	0	0	0	0	0	0	0	0	0	0	0	0
NOV	0	0	0	0	0	0	0	0	0	0	0	0	0	0	0	0	0	0	0	0	0	0	0
DEC	0	0	0	0	0	0	0	0	0	0	0	0	0	0	0	0	0	0	0	0	0	0	0
TOTAL	2	45	23	134	454	420	66	0	766	296	173	69	0	153	3	315	63	487	286	68	162	0	3,985

2021 FORMAL GRIEVANCE REPORT

Month	BENTON	HAWK/M	HAWK/F	WRTS	EARU & MX	GRIMES	RLW	MCWR	MCPH	MSU	NCU	PBU	NWA	TU	TRCC	VSMX	VU	CU & CMU	ORCU	Ester	DRU	Bowie Cty	TOTAL
JAN	1	15	1	30	293	176	17	0	173	197	71	24	0	55	2	152	26	150	125	22	44	0	1,574
FEB	2	7	8	40	272	115	21	0	158	186	51	8	0	79	0	163	37	126	89	16	35	0	1,413
MAR	0	0	0	0	0	0	0	0	0	0	0	0	0	0	0	0	0	0	0	0	0	0	0
APR	0	0	0	0	0	0	0	0	0	0	0	0	0	0	0	0	0	0	0	0	0	0	0
MAY	0	0	0	0	0	0	0	0	0	0	0	0	0	0	0	0	0	0	0	0	0	0	0
JUN	0	0	0	0	0	0	0	0	0	0	0	0	0	0	0	0	0	0	0	0	0	0	0
JUL	0	0	0	0	0	0	0	0	0	0	0	0	0	0	0	0	0	0	0	0	0	0	0
AUG	0	0	0	0	0	0	0	0	0	0	0	0	0	0	0	0	0	0	0	0	0	0	0
SEPT	0	0	0	0	0	0	0	0	0	0	0	0	0	0	0	0	0	0	0	0	0	0	0
OCT	0	0	0	0	0	0	0	0	0	0	0	0	0	0	0	0	0	0	0	0	0	0	0
NOV	0	0	0	0	0	0	0	0	0	0	0	0	0	0	0	0	0	0	0	0	0	0	0
DEC	0	0	0	0	0	0	0	0	0	0	0	0	0	0	0	0	0	0	0	0	0	0	0
TOTAL	3	22	9	70	565	291	38	0	331	383	122	32	0	134	2	315	63	276	214	38	79	0	2,987

INMATE INSTITUTIONAL GRIEVANCE APPEAL REPORT – FEBRUARY 2021

	Acknowledged	Rejected	Processed W/O Merit	Processed W/ Merit
Benton Unit	0	0	0	0
Benton Work Release	0	0	0	0
Bowie County Texas Correctional Facility	0	0	0	0
Cummins Unit	24	10	13	1
Cummins Modular Unit	0	0	1	0
Delta Regional Unit	2	2	5	0
East Arkansas Regional Unit	18	1	16	0
East Arkansas Regional Max Unit	30	15	39	0
Ester Unit	4	0	7	0
Grimes Unit	38	5	48	0
Maximum Security Unit	44	14	27	0
Tucker Re-Entry	0	0	0	0
McPherson Unit	32	8	27	0
McPherson Mental Health Residential Program Unit	3	0	1	0
Mississippi County Work Release Center	0	0	0	0
Northwest Arkansas Work Release Center	0	0	0	0
North Central Unit	13	4	41	0
Ouachita River Correctional Unit	14	2	20	0
ORCU Hospital	0	0	0	0
ORCU New Commitment	2	0	16	0
ORCU Mental Health Residential Program Unit	1	0	1	0
Pine Bluff Unit	4	1	1	0
Pine Bluff Re-Entry	0	0	0	0
Randall L. Williams Correctional Facility	5	2	3	0
Texarkana Regional Correctional Center	0	0	0	0
Tucker Unit	4	0	12	0
Varner Super Max	41	16	23	0
Varner Unit	6	3	4	0
Wrightsville Unit	4	0	6	0
Hawkins Center	0	0	0	0
Hawkins for Males	3	2	3	0
Hawkins SPU	0	0	0	0
Total	292	85	314	1

ADMISSIONS AND RELEASES – FEBRUARY 2021

<u>Admissions</u>	<u>Male</u>	<u>Female</u>	<u>Total</u>
Asian	1	0	1
Black	131	6	137
Hispanic	12	1	13
Native American Indian	4	1	5
Native Hawaiian or Pacific Isl.	0	0	0
White	311	52	363
Other	0	0	0
Unknown	0	0	0
Total	459	60	519

<u>Releases</u>	<u>Male</u>	<u>Female</u>	<u>Total</u>
Asian	0	0	0
Black	83	9	92
Hispanic	9	0	9
Native American Indian	1	0	1
Native Hawaiian or Pacific Isl.	0	0	0
White	148	24	172
Other	0	0	0
Unknown	0	0	0
Total	241	33	274

ADC INMATE POPULATION GROWTH 2000-2027 - FEBRUARY 2021

Updated 02/28/2021

Mo.	2000	2001	2002	2003	2004	2005	2006	2007	2008	2009	2010	2011	2012	2013	2014	2015	2016	2017	2018	2019	2020	2021
Jan.	11,984	11,908	12,402	13,015	13,105	13,595	13,481	13,839	14,518	14,796	15,334	16,312	15,134	14,815	17,481	18,142	17,785	17,824	18,201	17,958	17,989	16,119
Feb.	12,169	12,022	12,529	13,054	13,166	13,783	13,633	14,012	14,603	14,883	15,374	16,209	14,990	15,008	17,438	18,082	17,625	17,608	17,998	17,846	18,181	16,120
March	12,006	12,033	12,299	13,108	13,088	13,418	13,534	13,772	14,580	14,843	15,290	16,095	14,964	14,665	17,395	18,233	17,573	17,666	18,089	17,898	17,860	
April	12,069	12,167	12,465	13,213	13,323	13,469	13,554	13,851	14,769	14,937	15,570	16,172	15,124	14,850	17,604	18,703	17,815	17,798	18,227	17,977	17,331	
May	12,109	12,384	12,558	13,463	13,556	13,528	13,711	14,146	14,880	15,146	15,694	16,062	15,132	15,074	17,593	18,693	17,769	17,652	17,945	17,817	16,694	
June	12,005	12,108	12,439	13,418	13,389	13,251	13,430	13,915	14,700	15,025	15,564	15,554	14,832	14,825	17,340	18,813	17,973	17,963	17,972	17,942	16,552	
July	12,030	12,190	12,622	13,509	13,528	13,286	13,560	14,082	14,868	15,195	15,807	15,519	14,879	15,379	17,522	18,870	18,130	18,180	18,005	18,002	16,511	
August	12,087	12,371	12,815	13,565	13,632	13,419	13,646	14,224	15,100	15,385	15,829	15,240	14,675	16,103	17,549	18,806	17,919	18,051	17,751	18,090	16,367	
September	11,983	12,289	12,774	13,341	13,516	13,237	13,652	14,217	14,850	15,285	16,025	15,172	14,724	16,412	17,605	18,549	18,026	18,179	17,865	17,856	16,215	
October	12,119	12,348	12,942	13,341	13,584	13,363	13,775	14,349	14,836	15,381	16,311	15,271	14,856	16,993	17,880	18,430	18,127	18,348	17,943	17,947	16,311	
November	12,094	12,408	13,162	13,408	13,706	13,587	13,913	14,437	15,025	15,340	16,460	15,205	14,625	17,168	17,848	17,981	17,573	17,973	17,666	18,060	16,165	
December	11,856	12,333	12,845	13,106	13,470	13,338	13,728	14,315	14,716	15,199	16,204	15,062	14,654	17,235	17,874	17,707	17,537	18,078	17,799	17,759	16,094	
Net Ann. Inc.	29	477	512	261	364	-132	390	587	401	483	1,005	-1,142	-408	2,581	639	-167	-170	541	-279	-40	-1,665	26
Avg. Mo. Inc.	2	40	43	22	30	-11	33	49	33	40	84	-95	-34	215	53	-14	-14	45	-23	-3	-139	13

Population is total jurisdictional count at end of each month. Population at end of month December 1999 was 11,827.

Average monthly population increase for past fifteen years 2006 - 2020 is 15

Average monthly population increase for past ten years Jan. 2011 - Dec 2020 is -1

Average monthly population increase for past five years 2016 - 2020 is -27

Projected at Growth of 15 per Month

Mo.	2008	2009	2010	2011	2012	2013	2014	2015	2016	2017	2018	2019	2020	2021	2022	2023	2024	2025	2026	2027
	Actual	Actual	Actual	Actual	Actual	Actual	Actual	Actual	Actual	Actual	Actual	Actual	Actual	Actual	Proj.	Proj.	Proj.	Proj.	Proj.	Proj.
January	14,518	14,796	15,334	16,312	15,134	14,815	17,481	18,142	17,785	17,824	18,201	17,958	17,989	16,119	16,285	16,465	16,645	16,825	17,005	17,185
February	14,603	14,883	15,374	16,209	14,990	15,008	17,438	18,082	17,625	17,608	17,998	17,846	18,181	16,120	16,300	16,480	16,660	16,840	17,020	17,200
March	14,580	14,843	15,290	16,095	14,964	14,665	17,395	18,233	17,573	17,666	18,089	17,898	17,860	16,135	16,315	16,495	16,675	16,855	17,035	17,215
April	14,769	14,937	15,570	16,172	15,124	14,850	17,604	18,703	17,815	17,798	18,227	17,977	17,331	16,150	16,330	16,510	16,690	16,870	17,050	17,230
May	14,880	15,146	15,694	16,062	15,132	15,074	17,593	18,693	17,769	17,652	17,945	17,817	16,694	16,165	16,345	16,525	16,705	16,885	17,065	17,245
June	14,700	15,025	15,564	15,554	14,832	14,825	17,340	18,813	17,973	17,963	17,972	17,942	16,552	16,180	16,360	16,540	16,720	16,900	17,080	17,260
July	14,868	15,195	15,807	15,519	14,879	15,379	17,522	18,870	18,130	18,180	18,005	18,002	16,511	16,195	16,375	16,555	16,735	16,915	17,095	17,275
August	15,100	15,385	15,829	15,240	14,675	16,103	17,549	18,806	17,919	18,051	17,751	18,090	16,367	16,210	16,390	16,570	16,750	16,930	17,110	17,290
September	14,850	15,285	16,025	15,172	14,724	16,412	17,605	18,549	18,026	18,179	17,865	17,856	16,215	16,225	16,405	16,585	16,765	16,945	17,125	17,305
October	14,836	15,381	16,311	15,271	14,856	16,993	17,880	18,430	18,127	18,348	17,943	17,947	16,311	16,240	16,420	16,600	16,780	16,960	17,140	17,320
November	15,025	15,340	16,460	15,205	14,625	17,168	17,848	17,981	17,573	17,973	17,666	18,060	16,165	16,255	16,435	16,615	16,795	16,975	17,155	17,335
December	14,716	15,199	16,204	15,062	14,654	17,235	17,874	17,707	17,537	18,078	17,799	17,759	16,094	16,270	16,450	16,630	16,810	16,990	17,170	17,350
Net Ann. Inc.	401	483	1,005	-1,142	-408	2,581	639	-167	-170	541	-279	-40	-1,665	176	180	180	180	180	180	180
Ave. Mo. Inc.	33	40	84	-95	-34	215	53	-14	-14	45	-23	-3	-139	15	15	15	15	15	15	15

MONTHLY POPULATION AVERAGES - FEBRUARY 2021

Unit/Center	2/1	2/2	2/3	2/4	2/5	2/8	2/9	2/10	2/11	2/12	2/15	2/16	2/17	2/18	2/19	2/22	2/23	2/24	2/25	2/26	AVG
Benton	240	240	240	243	256	256	256	253	253	253	248	248	248	248	248	248	247	247	246	273	250
Cummins	1,942	1,938	1,937	1,932	1,926	1,923	1,918	1,901	1,912	1,912	1,913	1,913	1,913	1,913	1,913	1,912	1,912	1,922	1,923	1,907	1,919
Delta	516	516	515	515	514	514	518	519	521	521	521	521	521	521	521	521	521	520	521	520	519
East AR Reg	1,498	1,497	1,497	1,492	1,490	1,489	1,486	1,484	1,505	1,504	1,504	1,504	1,504	1,504	1,504	1,503	1,503	1,502	1,494	1,480	1,497
Ester	453	453	453	453	452	451	450	450	450	450	450	450	450	450	450	450	451	451	451	450	451
Grimes	889	888	888	887	881	878	873	872	868	868	867	867	867	867	868	867	867	911	896	944	881
Max Sec	549	550	548	548	548	547	547	549	549	549	548	548	548	548	548	548	548	547	547	547	548
McPherson	772	778	785	782	789	795	793	789	788	787	787	787	787	787	787	787	785	792	793	797	787
MCWRC	121	121	121	121	121	121	121	121	121	121	121	121	121	121	121	121	121	120	119	116	121
N Central	697	745	742	740	737	736	732	727	726	726	725	725	725	725	725	725	725	775	774	759	735
NWAWRC	68	68	68	67	66	66	66	66	66	66	66	66	66	66	66	66	66	66	66	66	66
Ouachita River	1,361	1,313	1,313	1,313	1,361	1,409	1,456	1,508	1,561	1,561	1,628	1,628	1,627	1,627	1,626	1,626	1,625	1,535	1,575	1,575	1,511
Randall L Williams	496	496	495	493	492	491	490	489	489	489	489	489	489	489	489	489	489	482	479	479	489
Pine Bluff	489	490	490	490	490	487	492	490	489	489	488	488	488	488	488	488	489	484	481	476	488
PB Reentry	49	49	49	49	49	49	49	50	50	50	50	50	50	50	50	50	49	54	54	54	50
TRCC	98	98	98	98	98	96	96	96	96	96	96	96	96	96	96	96	96	96	95	95	96
Tucker	691	689	688	688	688	685	685	696	691	691	691	691	691	691	691	691	691	684	681	679	689
Vanner	1,505	1,505	1,504	1,504	1,496	1,495	1,491	1,502	1,504	1,504	1,503	1,503	1,503	1,503	1,501	1,501	1,501	1,493	1,492	1,492	1,500
Wrightsville	709	709	705	702	701	701	701	683	642	641	640	640	640	640	640	640	639	640	633	644	665
WR Hawkins-Females	196	194	194	192	192	191	191	191	191	190	190	190	190	190	190	190	190	190	190	190	191
WR Hawkins-Males	157	155	155	155	149	149	149	149	148	148	148	148	148	148	148	148	148	148	148	148	150
Total ADC	13,496	13,492	13,485	13,464	13,496	13,529	13,560	13,585	13,620	13,616	13,673	13,673	13,672	13,672	13,670	13,667	13,663	13,659	13,658	13,691	13,603
ALETA	14	14	14	14	14	14	14	14	14	14	14	14	14	14	14	14	14	14	14	14	14
Ar State Police	49	49	49	49	55	55	55	55	55	55	55	55	55	55	55	55	55	55	55	53	54
Co Jail / M	1,943	1,944	1,966	1,979	1,944	1,906	1,868	1,840	1,813	1,812	1,760	1,760	1,757	1,750	1,742	1,730	1,723	1,739	1,733	1,740	1,822
Co Jail / F	283	280	284	280	277	267	263	267	273	273	275	275	275	275	275	274	270	270	268	266	274
Total Co Jail BK	2,226	2,224	2,250	2,259	2,221	2,173	2,131	2,107	2,086	2,085	2,035	2,035	2,032	2,025	2,017	2,004	1,993	2,009	2,001	2,006	2,096
309/M	242	241	241	245	241	243	245	245	245	245	245	245	245	245	245	245	245	245	246	245	244
309/F	82	82	82	86	86	86	87	87	87	87	87	87	87	87	87	87	87	87	87	87	86
Total Act 309	324	323	323	331	327	329	332	332	332	332	332	332	332	332	332	332	332	332	333	332	330
Total Non ADC	2,613	2,610	2,636	2,653	2,617	2,571	2,532	2,508	2,487	2,486	2,436	2,436	2,433	2,426	2,418	2,405	2,394	2,410	2,403	2,405	2,494
Total	16,109	16,102	16,121	16,117	16,113	16,100	16,092	16,093	16,107	16,102	16,109	16,109	16,105	16,098	16,088	16,072	16,057	16,069	16,061	16,096	16,097

FISCAL YEAR 2021 COUNTY JAIL BACKUP - FEBRUARY 2021

DAY		Jul-20		Aug-20		Sep-20		Oct-20		Nov-20		Dec-20		Jan-21		Feb-21
1		800	*	1,284		1,625		1,827	*	2,090		1,879		1,891		2,226
2		829	*	1,284		1,642		1,833		2,124		1,896	*	1,891		2,224
3		850		1,309		1,672	*	1,833		2,076		1,894	*	1,891		2,250
4	*	850		1,308		1,696	*	1,833		2,087		1,917		1,891		2,259
5	*	850		1,299	*	1,696		1,842		2,109	*	1,917		1,897		2,221
6		850		1,304	*	1,696		1,862		2,140	*	1,917		1,914	*	2,221
7		863		1,334		1,718		1,884	*	2,140		1,882		1,932	*	2,221
8		874	*	1,334		1,718		1,902	*	2,140		1,840		1,959		2,173
9		898	*	1,334		1,679		1,897		2,137		1,815	*	1,959		2,131
10		932		1,331		1,689	*	1,897		2,080		1,797	*	1,959		2,107
11	*	932		1,350		1,672	*	1,897		2,028		1,827		1,969		2,086
12	*	932		1,351	*	1,672		1,918		2,028	*	1,827		1,971		2,085
13		961		1,361	*	1,672		1,925		2,026	*	1,827		2,005	*	2,085
14		975		1,380		1,676		1,947	*	2,026		1,843		2,016	*	2,085
15		1,003	*	1,380		1,702		1,917	*	2,026		1,852		2,057		2,035
16		1,032	*	1,380		1,705		1,955		1,989		1,835	*	2,057		2,035
17		1,059		1,388		1,731	*	1,955		1,961		1,854	*	2,057		2,032
18	*	1,059		1,403		1,769	*	1,955		1,918		1,897		2,065		2,025
19	*	1,059		1,426	*	1,769		1,944		1,907	*	1,897		2,065		2,017
20		1,081		1,457	*	1,769		1,958		1,890	*	1,897		2,068	*	2,017
21		1,099		1,481		1,772		1,974	*	1,890		1,863		2,071	*	2,017
22		1,124	*	1,481		1,786		1,969	*	1,890		1,893		2,095		2,004
23		1,168	*	1,481		1,811		1,998		1,837		1,856	*	2,095		1,993
24		1,181		1,496		1,801	*	1,998		1,846		1,796	*	2,095		2,009
25	*	1,181		1,518		1,835	*	1,998		1,866		1,796		2,106		2,001
26	*	1,181		1,539	*	1,835		2,023		1,866	*	1,796		2,103		2,006
27		1,203		1,566	*	1,835		2,033		1,866	*	1,796		2,106	*	2,006
28		1,216		1,589		1,810		2,019	*	1,866		1,795		2,120	*	2,006
29		1,242	*	1,589		1,791		2,056	*	1,866		1,820		2,200		
30		1,263	*	1,589		1,815		2,090		1,866		1,850	*	2,200		
31		1,284		1,607			*	2,090				1,866	*	2,200		
Avg Daily Backup		1,027		1,417		1,735		1,943		1,986		1,853		2,029		2,092

Notes: Totals do not include 309 Contracts in County Jails (maximum of 336)

County Jail Back-up for February 2021 ~ 2,092

County Jail Back-up Fiscal Year Average as of February 28, 2021 ~ 1,760

Short-Term Revocation Program for February 2021 ~ 698

Short-Term Revocation Program Fiscal Year Average as of February 28, 2021 ~ 697

STTG UNIT COUNTS – FEBRUARY 2021

Unit	Beginning Total	Confirmed	Suspected	In	Out	Paroled	Removed	Ending Total	Total Unit Population	Unit % of STTG's
Benton	54	0	0	12	8	3	0	55	276	19.93%
Cummins	670	0	0	18	15	9	0	664	1,901	34.93%
Delta	155	0	0	2	8	0	0	149	519	28.71%
EARU	588	0	0	16	26	9	0	569	1,463	38.89%
Ester	59	2	0	1	0	2	0	60	448	13.39%
Grimes	315	3	0	47	11	12	0	342	944	36.23%
Hawkins	35	0	0	0	3	0	0	32	338	9.47%
Max	264	0	0	6	3	2	0	265	549	48.27%
Mcperson	38	0	0	0	0	0	0	38	793	4.79%
MCWR	35	0	0	0	2	1	0	32	116	27.59%
NCU	210	0	0	46	27	0	0	229	746	30.70%
NWAWR	17	0	0	0	1	1	0	15	65	23.08%
ORCU	419	8	0	64	36	6	0	449	1,400	32.07%
ORCU Intake	64	183	0	0	101	0	0	146	207	70.53%
Pine Bluff	116	0	0	0	4	0	0	112	520	21.54%
RLW	188	0	0	1	2	9	0	178	471	37.79%
TWR	30	0	0	0	1	1	0	28	95	29.47%
Tucker	239	0	0	16	14	7	0	234	704	33.24%
Varner	595	0	0	24	20	6	0	593	1,488	39.85%
Wrightsville	240	0	0	0	38	15	0	187	657	28.46%
Total	4,331	196	0	253	320	83	0	4,377	13,700	31.95%

ORCU Intake brought in 183 new STTG members into ADC last month.

STTG DISCIPLINARY REPORT – FEBRUARY 2021

Unit	STTG Incidents	STTG Suspected Incidents	Total Unit Disciplinary	Disciplinary Involving STTG	Percentage
Benton	0	0	23	4	17.39%
Cummins	0	0	115	65	56.52%
Delta	0	0	140	43	30.71%
EARU	0	0	270	190	70.37%
Easter	0	0	17	4	23.53%
Grimes	2	0	111	53	47.75%
Hawkins	0	0	1	0	0.00%
Max	0	1	88	46	52.27%
Mcpherson	0	0	137	8	5.84%
MCWR	0	0	2	2	100.00%
NCU	1	0	45	12	26.67%
NWAWR	0	0	5	2	40.00%
ORCU	0	0	95	39	41.05%
ORCU Intake	0	0	4	2	50.00%
Pine Bluff	0	0	139	50	35.97%
RLW	0	0	36	13	36.11%
TWR	0	0	1	1	100.00%
Tucker	0	0	81	37	45.68%
Varner	0	0	140	75	53.57%
Wrightsville	0	0	144	68	47.22%
Total	3	1	1,594	714	44.79%

STTG COUNTS BY STTG SET – FEBRUARY 2021

STTG Set	Benton	Cummins	Delta	EARU	Ester	Grimes	Hawkins	Max	Mcperson	MCWR	NCU	NWAWR	ORCU	Intake	PB	RLW	TWR	Tucker	Varner	Wrightsville	Total
Asian	0	1	0	0	0	0	0	0	0	1	1	0	3	1	0	1	0	0	0	0	8
Bloods	11	151	30	112	12	70	2	63	6	4	37	4	72	18	15	40	0	36	131	33	847
Crips	6	91	14	74	7	34	3	35	6	1	23	1	30	11	13	23	2	17	101	20	512
Folk	6	55	0	50	2	0	9	29	8	2	14	3	90	30	6	10	14	20	58	3	409
GD	13	154	36	162	12	99	0	64	1	12	35	0	80	21	32	40	0	69	127	55	1,012
Mexican	1	20	9	12	2	6	1	5	2	1	10	1	9	5	5	6	0	3	21	8	127
Motorcycle	0	1	1	2	0	1	1	2	1	1	1	0	1	3	1	0	1	0	0	0	17
Other	0	24	6	16	5	15	1	6	0	1	13	1	9	1	6	3	0	7	18	4	136
People	0	24	7	19	1	22	1	18	2	0	10	1	10	1	8	10	1	10	17	11	173
Unknown	0	14	2	10	0	7	0	3	0	1	5	0	5	4	2	3	1	7	5	5	74
W/S	11	39	23	22	9	41	7	7	12	2	46	4	70	32	12	28	7	24	29	14	439
AB	2	6	0	4	2	4	0	1	0	2	1	0	5	2	1	1	1	2	12	4	50
AC	0	7	1	11	3	4	1	4	0	0	7	0	1	2	1	1	0	4	14	6	67
NAE	3	44	5	33	1	15	2	9	0	3	7	0	29	5	5	4	1	13	25	14	218
WAR	2	33	15	42	4	24	4	19	0	1	19	0	35	10	5	8	0	22	35	10	288
Total	55	664	149	569	60	342	32	265	38	32	229	15	449	146	112	178	28	234	593	187	4,377

Key:

GD = Gangster Disciples

W/S = White Supremacist

NAE = New Aryan Empire

WAR = White Aryan Resistance

AC = Aryan Circle

AB = Aryan Brotherhood

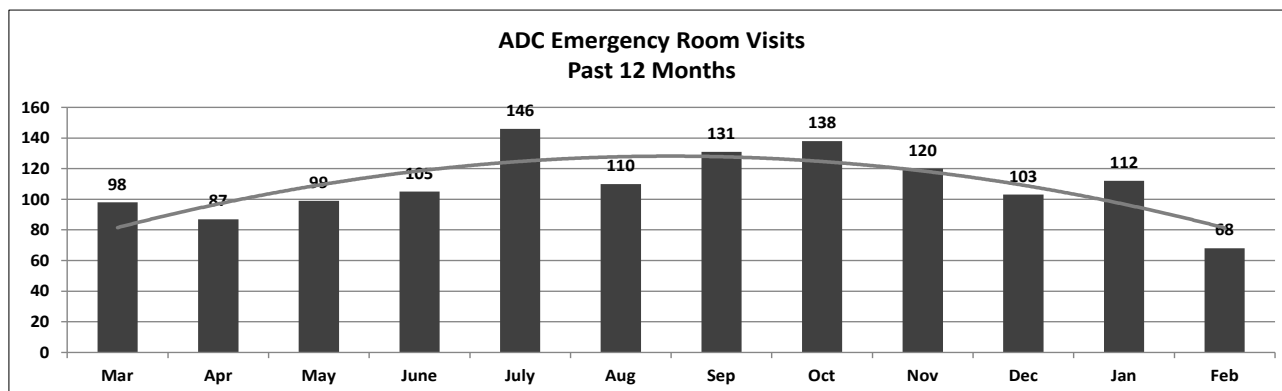
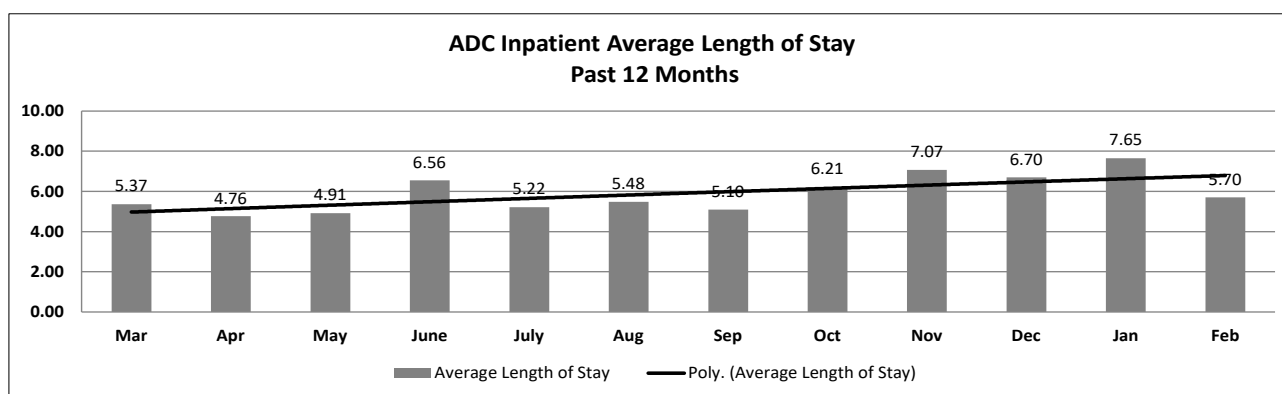
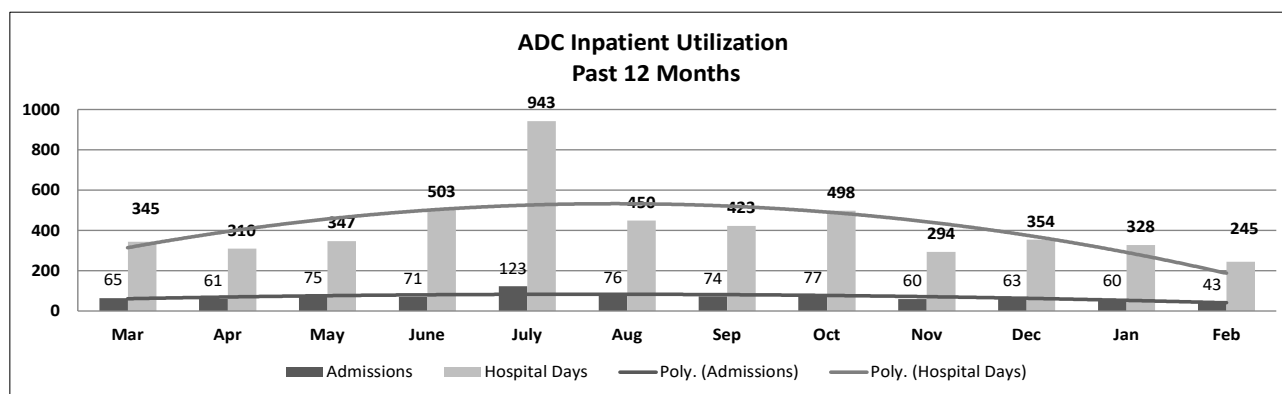
ADC INPATIENT AND EMERGENCY ROOM UTILIZATION

ADC Inpatient Statistics Past 12 Months

	2020										2021		Average
	Mar	Apr	May	June	July	Aug	Sep	Oct	Nov	Dec	Jan	Feb	
Admissions	65	61	75	71	123	76	74	77	60	63	60	43	70.7
Hospital Days	345	310	347	503	943	450	423	498	294	354	328	245	420.0
Average Length of Stay	5.37	4.76	4.91	6.56	5.22	5.48	5.10	6.21	7.07	6.70	7.65	5.70	5.94

ADC ER Visits Past 12 Months

	2020										2021		Average
	Mar	Apr	May	June	July	Aug	Sep	Oct	Nov	Dec	Jan	Feb	
Emergency Room Visits	98	87	99	105	146	110	131	138	120	103	112	68	109.8



MEDICAL GRIEVANCE BOARD REPORT – FEBRUARY 2021

Unit	<i>Acknowledged/ Received</i>	<i>Rejected</i>	<i>Reviewed & Signed by Dep Director</i>	<i>With Merit</i>	<i>With Merit, but Resolved</i>	<i>% With Merit</i>	<i>Without Merit</i>
Benton	0	0	0	0	0	0%	0
Bowie County	0	0	0	0	0	0%	0
CMU	1	1	0	0	0	0%	0
Cummins	8	2	2	0	0	0%	2
Delta	1	0	4	0	0	0%	4
EARU	12	2	19	0	0	0%	19
EARU Max	13	2	24	1	0	4%	23
Ester	4	0	3	1	0	33%	2
Grimes	9	0	19	0	1	5%	18
Hawkins	0	0	1	0	0	0%	1
McPherson	7	2	5	1	1	40%	3
MCWRC	0	0	0	0	0	0%	0
MSU	3	0	4	0	0	0%	4
North Central	5	0	9	0	0	0%	9
NWAWRC	0	0	0	0	0	0%	0
Ouachita	9	2	18	2	1	17%	15
Pine Bluff	0	2	0	0	0	0%	0
Randall L. Williams	1	0	3	0	0	0%	3
SNN	5	0	2	0	0	0%	2
TRCC	0	0	0	0	0	0%	0
Tucker	0	1	4	0	0	0%	4
Varner	2	0	9	3	0	33%	6
Varner Super Max	5	2	23	1	0	4%	22
WRU	0	0	6	0	0	0%	6
WHM	1	0	2	0	0	0%	2
WWR	0	0	0	0	0	0%	0
Total	86	16	157	9	3	8%	145

CHAPLAINCY

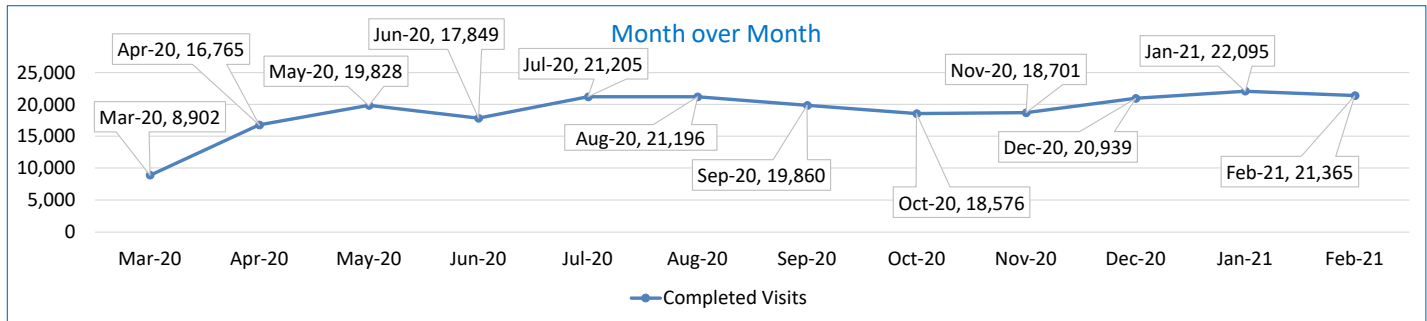
Month: February Year: 2021	CUMMINS	DELTA REGIONAL	EAST ARKANSAS	EAST ARKANSAS MAX	ESTER	GRIMES	HAWKINS	MAXIMUM	MCPHERSON	NORTH CENTRAL	OUACHITA RIVER	PINE BLUFF	RANDALL L. WILLIAMS	TUCKER	VARNER	VARNER MAX	WRIGHTSVILLE	TOTAL
Services Chaplains Oversaw																		
Christian																		
Population	0	0	0	0	5	0	0	0	4	4	12	3	4	0	4	0	0	36
Segregation	0	0	0	0	5	0	0	0	0	0	0	0	0	0	0	0	0	5
Muslim																		
Population	0	0	0	0	2	0	0	3	4	4	4	3	4	0	4	0	0	28
Segregation	0	0	0	0	2	0	0	3	0	0	0	0	0	0	0	0	0	5
																		74
Volunteers in Charge																		
Protestant	0	0	0	0	0	0	0	0	0	0	0	0	4	0	0	0	0	4
Catholic	0	0	0	0	0	0	0	0	0	0	0	0	0	0	0	0	0	0
Muslim	0	0	0	0	0	0	0	0	0	0	0	0	4	0	0	0	0	4
Other	0	0	0	0	0	0	0	0	0	0	0	0	0	0	0	0	0	0
Baptism	0	0	0	0	0	0	0	0	0	0	0	0	5	0	0	0	0	5
Marriages																		
	0	0	0	0	0	0	0	0	0	0	0	0	0	0	0	0	0	0
Distributed by Chaplains																		
Greeting Cards	49	2	7	8	57	81	50	74	506	63	225	15	58	1,160	23	196	10	2,584
Bibles, Quran, Torah, Etc.	31	10	12	10	15	23	25	4	47	5	115	1	34	284	13	10	40	679
Study Course	50	3	23	17	5	0	0	0	21	0	26	0	0	76	2	4	10	237
Writing Supplies	0	0	0	0	36	0	250	12	68	60	500	1	0	213	0	0	125	1,265
Literature	2,720	375	362	267	78	9	200	162	201	800	300	153	2,240	746	371	475	330	9,789
Chaplain's Visits																		
Barracks	28	57	18		1	93	24	16	12	47	36	27	2	30	337	21	8	757
Approximate Hours Spent in Barracks	22	8	9	0	2	78	6	20	20	12	4	10	1	8	120	16	4	340
Inmate Office visits	20	56	26	0	2	140	45	3	45	10	20	8	126	95	40	0	5	641
Other Office visits	15	12	8	0	0	42	28	10	20	6	39	42	7	44	33	9	7	322
Hospital	0	0	0	0	0	0	0	0	0	1	22	0	0	0	0	0	0	23
Infirmary/Sick Call	5	2	1	0	0	4	0	10	8	3	21	2	0	3	8	3	6	76
Restrictive/Punitive Housing	3	3	0	8	0	4	12	4	16	3	17	3	2	2	0	7	5	89
PC - DRU		5																5
Visitation Days	0	0	0	0	0	0	0	0	0	0	0	0	0	0	0	0	0	0
Volunteer Visits																		
RCV	0	0	0	0	0	0	0	0	0	0	0	0	0	0	0	0	0	0
OCV	0	0	0	0	0	0	0	0	0	0	0	0	0	0	0	0	0	0
Spiritual Advisor	0	0	0	0	0	0	0	0	0	0	0	0	0	0	0	0	0	0
CRA	0	0	0	0	0	0	0	0	0	0	1	0	0	0	0	0	0	1
Religious Volunteer Hours																		
Volunteer Hours	0	0	0	0	0	0	0	0	0	0	6	0	0	0	0	0	0	6
Denominational/Volunteer Chaplain Hours	0	0	0	0	22	0	0	0	53	0	0	0	0	8	0	0	0	83
																		89
Other Activities of Chaplain																		
Counseled Employees	4	5	3	0	0	0	32	2	60	3	19	3	1	6	95	0	9	242
Orientation Sessions	0	0	0	0	0	0	0	0	0	0	0	0	0	0	0	0	0	0
Free World Devotions	0	0	2	0	1	6	0	0	1	0	2	0	3	2	24	0	0	41
Spoke in Churches	11	0	4	0	0	3	0	0	1	0	4	6	0	4	24	0	0	57
Crisis Intervention Sessions	26	12	3	0	0	0	35	0	109	0	2	8	15	15	6	0	8	239
Marriage Counseling	0	0	0	0	0	0	0	0	0	0	2	0	0	0	0	0	0	2
Denominational Meeting	0	0	0	0	1	0	0	1	0	0	0	0	1	0	0	0	0	3
Chaplain's Meeting	0	1	1	0	2	2	1	0	1	0	1	1	1	1	11	0	0	23
Volunteer Training Session	0	0	0	0	0	0	0	0	0	0	0	0	0	0	0	0	0	0
Chaplain Transfers																		
	0	0	0	0	0	0	0	0	0	0	0	0	0	0	0	0	0	0
Chaplain Promotions																		
	0	0	0	0	0	0	0	0	0	0	0	0	0	0	0	0	0	0
PAL PROGRAM																		
Enrolled at start of month	45	19	47	0	33	47	47	25	46	60	26	0	23	54	0	0	19	491
Enrolled during the month	3	2	0	0	0	4	0	0	13	3	3	0	7	2	0	0	0	37
Removed From PAL Program																		
# Paroled	1	0	0	0	0	0	1	0	1	0	0	0	0	1	0	0	0	4
# Completed	1	1	2	0	0	0	0	1	3	0	1	0	0	0	0	0	0	9
# Withdrew	0	0	0	0	0	0	0	0	2	0	0	0	0	0	0	0	0	2
# Removed	1	2	0	0	1	6	0	8	0	2	0	0	4	6	0	0	0	30
# Transferred	0	0	0	0	0	1	0	0	0	1	1	0	0	2	0	0	0	5
Total Removed from PAL Program	3	3	2	0	1	7	1	9	6	3	2	0	4	9	0	0	0	50
Total Enrolled at the End of the Month	45	18	45	0	32	44	46	16	53	60	27	0	26	47	0	0	19	478
Volunteers in PAL																		
	0	0	0	0	0	0	0	7	2	6	0	0	0	0	0	0	0	15
Special Events:																		
	0	1	0	0	0	0	0	0	0	1	0	0	2	0	0	0	0	4

SECURUS VIDEO VISITATION REPORT FEBRUARY 2021

AR-DOC SVV Activity Tracker

Total ADP 13,850

Total Visits by Month	Mar-20	Apr-20	May-20	Jun-20	Jul-20	Aug-20	Sep-20	Oct-20	Nov-20	Dec-20	Jan-21	Feb-21
Total (Includes SuperMax)	8,902	16,765	19,828	17,849	21,205	21,196	19,860	18,576	18,701	20,939	22,095	21,365
Target Objective	15,587	15,587	15,587	15,587	15,587	15,587	15,587	15,587	15,587	15,587	15,587	15,587



Completed Visits

Site	Current Month	Previous Month
Benton	342	485
Cummins	2,208	2,215
Delta Regional	1,471	1,575
East Arkansas Regional	2,395	2,313
Ester	976	1,088
Grimes	1,102	1,232
J Aaron Hawkins Sr.	856	855
Tucker Max	1,693	1,541
Mcperson	684	712
Mississippi County WRC	260	273
North Central	1,631	1,559
NW Arkansas WRC	76	82
Ouachita River	2,162	2,323
Pine Bluff Complex	651	698
Randall L Williams	780	779
State Police Barracks	102	51
Texarkana Regional	259	268
Tucker Unit	536	513
Varner	2,058	2,361
Wrightsville Unit	1,068	1,129
Pine Bluff Re-Entry	55	43
Tucker Re-entry	0	0
Total:	21,365	22,095

Missed by Inmate

Site	Current Month	Previous Month
Benton	12	30
Cummins	164	39
Delta Regional	33	28
East Arkansas Regional	74	52
Ester	22	21
Grimes	21	22
J Aaron Hawkins Sr.	15	12
Tucker Max	46	47
Mcperson	25	16
Mississippi County WRC	14	10
North Central	18	21
NW Arkansas WRC	12	4
Ouachita River	56	37
Pine Bluff Complex	13	16
Randall L Williams	7	15
State Police Barracks	2	0
Texarkana Regional	7	3
Tucker Unit	32	21
Varner	65	82
Wrightsville Unit	20	36
Pine Bluff Re-Entry	0	0
Tucker Re-entry	0	0
Total:	658	512

**SECURUS TABLET REPORT
FEBRUARY 2021**

Facility Name	Subscription	Facility	Officer	Total	New Subscriptions
Benton Unit	153	3	8	164	6
Cummins Unit	416	89	14	519	31
Delta Regional Unit	138	38	16	192	9
East Arkansas Regional Unit	285	97	10	392	20
Ester Unit	160	139	20	319	6
Grimes Unit	237	72	14	323	23
J. Aaron Hawkins Sr Center For Women	165	71	19	255	11
McPherson Unit	253	112	15	380	34
Mississippi County Work Release Center	67	2	9	78	0
North Central Unit	192	118	10	320	25
Northwest Arkansas Work Release Center	42	2	8	52	0
Ouachita River Correctional Unit	271	109	14	394	17
Pine Bluff Reentry Center	27	2	0	29	1
Pine Bluff Unit	114	5	8	127	10
Randall L. Williams Facility	105	24	15	144	12
State Police Barracks	21	0	3	24	2
Texarkana Regional Correctional Center	39	2	10	51	1
Tucker Maximum Security Unit	119	60	15	194	7
Tucker Reentry Center	0	52	3	55	0
Tucker Unit	169	61	10	240	15
Varner Unit	246	73	20	339	31
Wrightsville Unit	171	48	6	225	13
TOTAL	3,390	1,179	247	4,816	274

CONSTRUCTION BUDGET / STATUS REPORT - MARCH 2, 2021 — [Page 1 of 2]

Fund	Project Description	Total Projected Spent	Budget	Available Funds	\$ % Complete	Construction % Complete	Notes
KBR4Q95	ESTER - Phase 3 - General Improvement Fund	2,977,000	3,911,781	934,782	76%	98%	Calculated cost of updating parking lot. After this is completed we will be at 100%.
700483A	EARU Max Rec Expanded Metal Rec Yard	819,150	879,000	59,850	93%	0%	Started construction of the panels as of 11/20/2020. 75% of material in house. Building panels in shop. Construction set to begin 3/15/21.
700483A	Tucker Max Expanded Metal Rec Yard	60,183	1,800,000	1,739,817	3%	0%	DBA Approved to proceed on 9/5/2020. Working on material list for procurement.
700483A	Cummins Expanded Metal Rec Yard	50,012	368,617	318,605	14%	0%	Plans on hold, will modify for exp. metal
KBR4Q95	Bullpens	388,676	851,999	463,323	46%	98%	Varner & EARU complete. Installation underway at Max. Locks delivered. Project on hold due to COVID-19.
KBR4Q95	13 & 15 Barracks Door Revisions	119,111	174,000	54,889	68%	68%	All doors and locks installed in 13 Barracks. Job on hold to assess long term plan.
KBR4Q95	Camera's (New)	1,245,657	1,248,000	2,343	100%	86%	Delta, Varner, EARU, Cummins, RLW, PBU, & the Max are complete, working at Tucker, 90% complete.
700485A	Entegrity Energy Improvements at EARU & Delta	16,961,127	17,010,204	49,077	100%	97%	lights (100%), plumbing 100%, water (100%), compost (100%), & solar (100%), HVAC (100%). Only Training is incomplete.
7004828	Entegrity Energy Improvements Phase 2 at Tucker and Max	1,842,263	18,603,150	16,760,887	10%	0%	We are working with Entegrity on the capital equipment list that will be installed in phase II. Lighting and water conservation is set to begin in February.
700486A	Pine Bluff Unit Barracks 9 Renovation	369,616	437,000	67,384	85%	100%	Project Completed
KBSCW18	McPherson Administration	377,891	395,439	17,548	96%	85%	Completing the wiring. Floors delivered and preparing to install. ETA completion 1 month.
KBSCW18	McPherson Visitation	305,024	312,430	7,406	98%	85%	
KBR4Q95	McPherson Administration and Visitation	-	100,000	100,000	0%	0%	
KBSHW18	Tucker Water Treatment	-	1,093,848	1,093,848	0%	0%	Preparing RFQ for designer.
KBFSW18	Max Armory	248	70,000	69,752	0.4%	0%	DBA approved Plans 8/21/20. Tentative start date 3/01/2021.
7004810	Administrative East Roof Replacement	960	309,375	308,415	0.3%	0%	ADFA funding. Core samples taken on 11/17/2020 for assessment. All roofs have been designed and they are working with DBA for approval.
7004810	Central Warehouse Roof Replacement	216	135,020	134,804	0.2%	0%	
7004810	RLW Roof Replacement	815	1,888,776	1,887,961	0.04%	0%	
22V	NWARWRC Laundry and Commissary	162,435	250,000	87,565	65%	0%	Foundation and slab prep work done. Ready to be poured. Lift station installed and operational. Suspending project until April 1, 2021 due to weather.
865C KBR4Q95	NCU Perimeter Security	20,625 5,834	270,000	243,541	10%	0%	DBA Approved plans. We have notice to proceed.
N98	Max Re-Entry Generator Project	3,193	135,000	131,807	2%	0%	Plans submitted to DBA for approval December 2, 2020. Still in review at DBA.
KBR4Q95	NCU Replacement Generator Project	4,016	202,000	197,984	2%	0%	Project is at DBA for review and approval.



CONSTRUCTION BUDGET / STATUS REPORT - MARCH 2, 2021 — [Page 2 of 2]

Fund	Project Description	Total Projected Spent	Budget	Available Funds	\$ % Complete	Construction % Complete	Notes
7004820	Tucker 10 Barracks Sidewalk	-	70,259	70,259	0%	0%	DBA approved to proceed. Mobilizing to begin project. Projected start date of 3/15/21.

Telephone Projects

Maintenance & Operations	Fire Alarm Upgrades (All Units)	38,714	41,000	2,286	94%	50%	on-going
	Stainless Steel - Kitchen/Shower/Restrooms - All Units	3,834	20,000	16,166	19%	15%	continual need
	Gates and Fences all units	6,729	25,000	18,271	27%	0%	to improve security
	ACA Maintenance	47,510	100,000	52,490	48%	0%	Construction teams at Tucker Max, EARU, Training Academy, Cummins & Varner.
	ADA Projects - All Units	376	10,000	9,624	4%	0%	Working with Varner for the sports field sidewalk.
	Fast Top Floor Systems (kitchen/laundry/showers all	0	25,000	25,000	0%	0%	Benton restrooms underway. Ouachita kitchen next.
	Camera Equipment - All Units	203,475	250,000	46,525	81%	15%	cameras as requested/approved.
	Lock/Riot Gates - All Units	48,699	90,500	41,801	54%	12%	on-going.
	AC Units-All Units	63,847	70,000	6,153	91%	25%	repairing & replacing daily.
	Subtotal	\$ 413,184	\$ 631,500	\$ 218,316			

Capital Projects FY20 Carry Forward	Metal Ceilings	9,293	25,000	15,707	37%	0%	NCU complete, Delta is next.
	ORCU Gravel Pit Operations	18,864	35,000	16,136	54%	18%	on-going.
	Dog Kennel/Horse Stable Malvern	0	48,000	48,000	0%	0%	DBA approved the Plans, released for construction. Dedicated resources this week to begin laying the project out and starting the prep work.
	Emergency Generator - All Units	130,154	250,000	119,846	52%	20%	Cummins 300kW generator complete. All material purchased for Hawkins. Generator is currently being installed. Max Gen mat'l rec'd, Generator rec'd. Will start as soon as Hawkins Unit Gen is installed. Cummins East Bldg. we have approval awaiting Max generator install.
	Tucker 4 new filters & one aeration tank	475,534	488,434	12,900	97%	70%	Filters are set and ready to be installed. North and South wall complete, laying the block for East
	Roof Repairs-Cummins	24,800	145,000	29,633	80%	0%	Prepared large order for multiple Units. Max is complete. Need repairs at ORCU, Delta, Cummins & others. Varner & ORCU working on repairs, received TPO
	Roof Repairs-Cummins Laundry	0				0%	
	Roof Repairs-East Arkansas	53,107				0%	
	Roof Repairs-Max	0				0%	
	Roof Repair - NCU	5,735				0%	
	Roof Repair - RLW	5,786				0%	
	Roof Repairs-Tucker	0				0%	
	Roof Repairs-Varner	21,285				0%	
	Roof Repairs-Wrightsville	4,654				0%	
	Boiler Repair	93,709	100,000	6,291	94%	18%	continually needing repair
	Subtotal	\$ 842,921	\$ 1,091,434	\$ 248,513			

New Projects	Additional Metal Fab shop	0	29,266	29,266	0%	0%	purchasing materials
	PB Warehouse Drive replacement	0	118,000	118,000	0%	0%	asphalt drive pot holed. Preparing Plans.
	Subtotal	\$ -	\$ 147,266	\$ 147,266			
	Architect Fees	30,569	30,000	-569	102%		
	Total	\$ 1,286,674	\$ 1,900,200	\$ 613,526			

Notes Report has not been reconciled against Accountings Reconciled Reports.
Tolerance/Deviation is with in 1% of Projected Spending.