



**DIVISION OF
COMMUNITY
CORRECTION**

Director's Report

September 2020

Jerry Bradshaw, Director

From the Director

Area 4 Parole/Probation Agent Vincent Butler received a note of appreciation from DOC Chief of Staff Lindsay Wallace conveying the regards of Senator David Wallace:

First, let me say 'hello' and I am really looking forward to working with you and your staff going forward. Second, I wanted to share some positive feedback I received late yesterday afternoon from Senator David Wallace. He received high praise from a constituent about Vincent Butler in Mississippi County. From my understanding, Mr. Butler was very helpful in assisting this constituent with finding a job and getting a license issue straightened out. We appreciate the hard work and dedication of each DOC employee and I am always thrilled to hear stories such as these! Have a great rest of the weekend and please reach out if I can ever be of assistance.
Best, Lindsay Wallace

Employment is a key component of successful transition to community supervision and yet many offenders do not have the clothing they need to either successfully look for or obtain a job. Area 5 is addressing this issue with the creation of a clothes closet for offenders who have a job interview or just need clothing. They are welcome to come shop for free and get whatever they or a family member may need. The project is growing by the day and staff are wanting to expand it to be able to have clothing for children as well as adults.

Area 4 Parole/Probation Officer Stephanie Wofford was in route back to Mississippi County from completing CPR training when she witnessed an automobile accident. As she was first on the scene, she stayed and assisted in keeping traffic moving until the EMS and police arrived.

As part of the East Central Center's monthly newsletter for residents, they have a section named "Express Yourself." Resident [REDACTED] shared what she has learned from the program in an essay, which is featured below.

True Age Vs. Mental Age

I learned something amazing today in Life Skills. I learned that the year I started drugs and all the years I was using, my age stopped! For all the years I wasn't using, then I matured. So, for all the years I was using plus my clean years, my maturity age is somewhere between 17 and 19. If cigarette smoking is included in this, my maturity level is approx. 9 1/2 years old. That is with my time here and 9 months I was in RPF in Pine Bluff.

I started using drugs at age 10 and smoking at age 8. So if this is true, then I truly am a genius and so are so many of my sisters here are too. For my fellow sisters are brilliant. Too bad we didn't realize that years ago. But wait!! It's NOT too late to turn the clock back, so to speak. We can still achieve more than we ever dreamed was possible.

Here we have the opportunity to be inspired. Every day, we learn more about ourselves and how to use the tools we've learned here in real life. We are giving everything we need to know, info on where to find the stuff we aren't giving, and brand new selves. Nothing stops us from achieving our full potential, except ourselves..

Somewhere our lives became dysfunctional and we marinated in all the negatives we'd been told or allowed to believe of ourselves. As we basted, we added a dash of marijuana, a can of beer, a pinch of methamphetamine, and a little this and that, until we were cooked! Then we were served and found ourselves lacking. So we searched for a new recipe.

We were unable to find one so in our addiction, the courts provided the recipe. We found ourselves to be residents of ECACCC. The recipe is recovery and the key is growth. Growth in maturity, in positive mental attitude and in self-esteem, respect, etc. So though we may be stunted mentally in our mental age, we are provided with the tools to compensate. In using these tools and maintaining our recovery, we can advance and grow to be mentally closer to our true age.


[REDACTED]

A large collection of pornography and female under garments (some of which appear to belong to a minor) were discovered during a home visit in Area 10 and led to the revocation of an offender's parole. Parole/ Probation Officers Justin Stewart and Cameron Rhinehart conducted a home visit at a level 2 sex offender's address and located the items along with drug paraphernalia.

Area 10 Agents Randy Zimmerman and Kerri McBroome, with assistance from the Sheridan Police Department, conducted a warrantless search in Sheridan based upon information that a parole absconder could be found at another parolee's home. The parolee who admitted the absconder was at her home also admitted that drug paraphernalia also was in the home. The absconding parolee attempted to flee when officers arrived, but was caught. Suspected drugs and drug paraphernalia were found in the home and both parolees were arrested.

Area 10 Parole/Probation Agent Scott Bennett happened upon a school bus crash in Saline County and assisted local law enforcement in evaluating children who had been on the bus for injuries. He helped keep them calm. The bus driver was subsequently arrested for driving while under the influence.

Area 5 is working with the new parole/probation hires by getting them ready for an upcoming training academy. Assistant Area Manager Jaime Keys arranged it so that the new officers were able to travel to Clarksville where they were allowed to practice their marksmanship on Multiple Interactive Learning Objectives equipment - a Milo Machine - which is for firearms simulation training (see below).



Marijuana, cocaine and \$13,000 was found in the motel room where a probationer had been living in Little Rock during the past month. Drug paraphernalia was found in the probationer's car when stopped by the Little Rock Police Department. The ACC Intensive Parole Supervision (IPS) team was notified and they conducted a search of the probationer's motel room and located the drugs and money.



Almost a pound of marijuana, a Diamond Back Semi-Automatic pistol, a digital scale and \$2,524 were discovered in a parolee's backpack when he arrived for an office visit at the North Little Rock Parole Office. The Intensive Parole Supervision (IPS) team had already received intelligence that the offender was dealing narcotics. The gun and part of the drugs were found in the probationer's backpack (shown in the photograph below).



The IPS (Intensive Parole Supervision) team collected another 68 grams of MDMA (Ecstasy), 18 grams of cocaine, 12 grams of fentanyl/heroin, 21 grams of

marijuana, and 1 pound of methamphetamine when they conducted a home visit in Little Rock (see below). The team had received a tip that the probationer in the home was selling narcotics. The probationer was taken into custody by Little Rock police.



IPS (Intensive Parole Supervision) team continued to receive tips regarding the sales of drugs and discovered 71 grams a marijuana during a home visit where a probationer lived. The offender was taken into custody by Little Rock police.

A parolee was arrested and faces revocation after the IPS (Intensive Parole Supervision) team discovered 19 grams of cocaine, 8 grams of marijuana, 4.5 grams of meth, one gram of MDMA (Ecstasy) a Ruger .380 handgun and \$1,876 during a home visit. See below:



A SKS assault rifle was located in a probationer's home during a home visit by a North Little Rock Parole/Probation Agent. The offender was arrested by Little Rock police.

Officers from the Harrison office (Area 2) participated in a multi-agency federal and state warrant round up in Carroll County in early August. The operation, deemed Operation Edged Spear, was tied to the increased drug offenses occurring within the county, specifically related to heroin and fentanyl. Led by Special Agent Jeff Pryor of the Department of Homeland Security Investigations Unit, law enforcement agencies from Benton, Carroll, Boone, and Newton Counties collaborated to execute search warrants on multiple homes and effected a total of 26 state and federal arrests as well as the seizure of multiple firearms, cash, and a variety of controlled substances including fentanyl, methamphetamine, marijuana, and other opioids. One officer from ACC was attached to each of the five teams. Each team had a list of offenders with active arrest warrants and were divided up based on geographical location within the county. Currently, 26 federal and state level warrants were served and there are still 5 outstanding warrants that were unable to be served due to no contact. A total of 2 search warrants were executed. ACC officers who were involved in the operation are as follows: Agent Jeff Baumgardner, Officer Shaun Wiseman, Officer Ashley Duke, Officer Jason Horton, and Officer Bradley Duck.

Agent Cody Cassell and Officer Jimmy Carter, of Mountain View Parole/Probation (Area 2), conducted a home visit on a supervised registered sex offender in Searcy County. Officers found the offender to be in possession of two smart phones, a flip phone, numerous bows, arrows, two pellet rifles, and several containers of alcoholic beverages. It was also discovered that the offender had social media accounts which he was accessing through the smart phones. These social media accounts were not registered with law enforcement as required by law. The offender was charged with Failure to Register due to the unregistered accounts.

Officers from the Mountain View office conducted a vehicle search in the parking area of the Mountain View Parole/Probation Office. Two absconded offenders were in the vehicle with other supervised offenders. With the Mountain View Police Department assisting in the vehicle search, several rounds of ammunition, a drug pipe, and a bottle of alcohol were found. Offenders were taken into custody and evidence was collected by the Mountain View Police Department.

Area 2 Agent Cody Cassell and Officer Jimmy Carter conducted a home visit on a supervised registered sex offender in Stone County. The visit was conducted after the offender had reported for an office visit and provided a urine sample which tested positive for THC. The search of the residence yielded two computers, three firearms, a “cop cam”, two game cameras, and assorted ammunition. Further investigation led to the discovery that the offender had a second residence that was not registered with the Stone County Sheriff’s Department. ACC officers, with Stone County Sheriff’s Department assisting, conducted a consented search of the second residence which yielded weapons, ammunition, and firearms. All evidence was collected by Stone County Sheriff’s Department and the offender was taken into custody with felony charges filed in the Circuit Court of Stone County.



A Paragould offender (Area 4) was arrested during an office visit after a defaced weapon was found in his vehicle. In addition to the Taurus revolver, the officer also found drug paraphernalia. The offender had been sitting in his car waiting on a drug test and his actions created suspicion.

Treatment Program Summary:

719 probationers and parolees were served in the general Substance Use Disorder Treatment Programs.

Additionally 1,261 participants were served in the Drug Court Treatment Programs, bringing the total number of parolees and probationers served to 1,980. A total of 463 residents have agreed to participate in Medication Assisted Treatment (MAT) since the

program started in July 2018; 177 are discharged with follow up in progress in the community; and 36 have completed the program. Partnership is in effect with 56 community providers to continue MAT upon release from the Centers.

Telehealth services began July 2019 and are currently active in 14 locations.

Marquis is working with IT to update Zoom capability in e OMIS to enable use of tablets for signature at remote locations.

General Treatment Program Summary (Non-Drug Court):

- Substance Use Disorder (SUD) Treatment Groups - 485 participants
- Case Management - 63 participants
- Continuing Care - 153 participants
- Domestic Violence Prevention - 7 participants
- Life Skills - 18 participants
- Tobacco Use Treatment Groups - 10 participants

Treatment staff in Searcy attended the 100 Families Committee meeting. The local organization is forming several committees across the area with the goal of identifying contacts and developing networks for information, support, and resource sharing.

The Drug Court in Mt. View had a booth and disseminated information about the program at the 2nd Annual Mountains, Music, and Motorcycle Festival.

Modifications, to include other addictive substances, have been requested to be made to the grant ACC received to work with opioid abuse. The Bureau of Justice Assistance’s (BJA) Comprehensive Opioid Abuse Program (COAP) grant is open to modification as the program has been reworked to include stimulants such as methamphetamines. The new program, titled Comprehensive Opioid, Stimulant, and Substance Abuse Program (COSSAP) would only be changed to allow work with additional addictions. Approval is expected in the coming month.

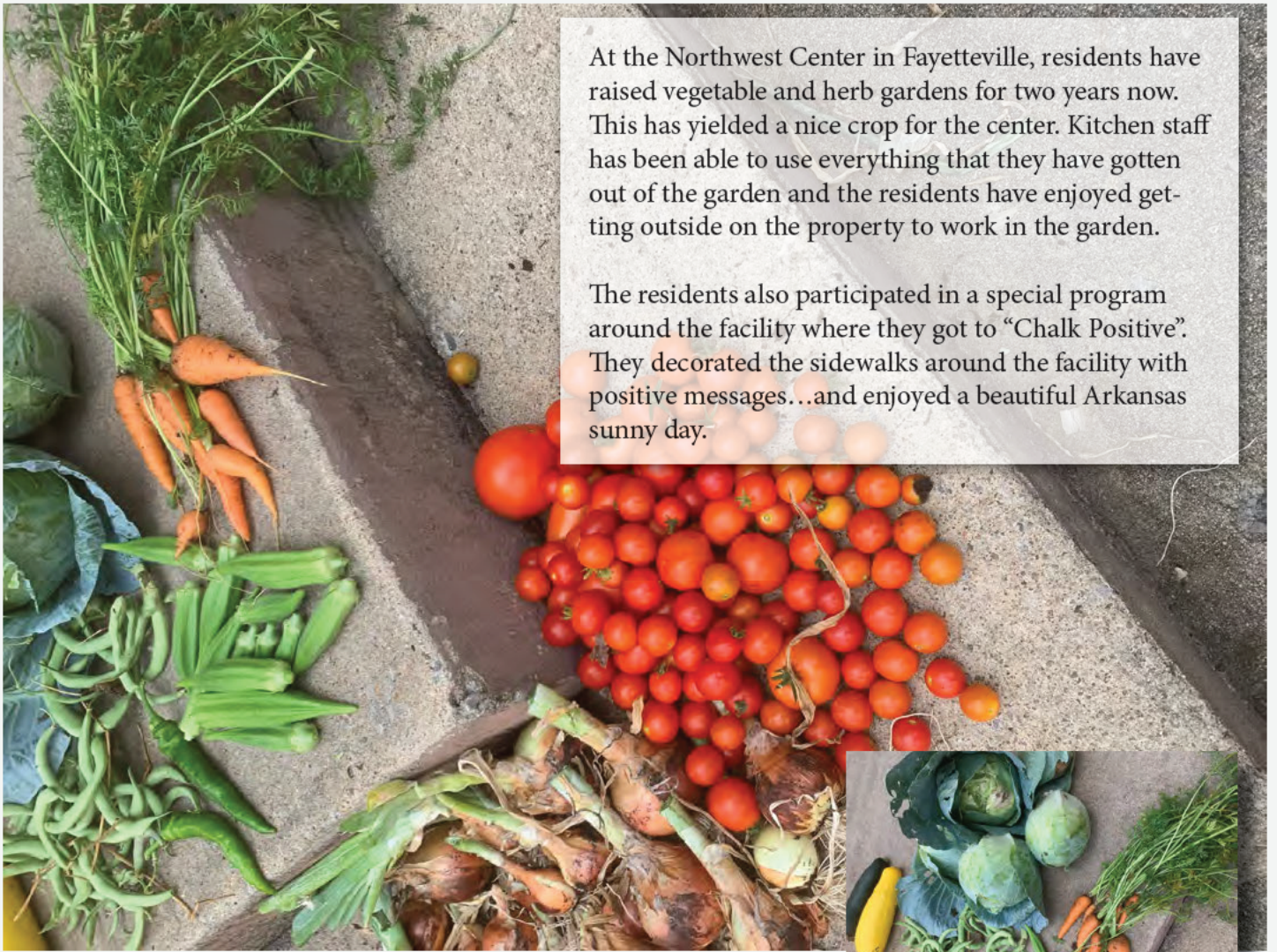
Comprehensive Opioid Abuse Program (COAP) Clinical Report-AUG 2020

| | Status | | Assessments | Groups | Individuals | MAT | Total Assesments |
|---|-------------------|---------------|-------------|-------------|-------------|------------|---------------------|
| Locations: | | | | | | | |
| Area 3- Pocahontas, Randolph County | Active 7/19 | | 0 | 1 | 3 | 0 | 7 |
| Area 5- Clarksville, Johnson County | Active 7/19 | | 0 | 0 | 0 | 0 | 8 |
| Area 5- Ozark, Franklin County | Active 1/20 | | 0 | 3 | 3 | 1 | 3 |
| Area 6- Danville, Yell County | Active 7/19 | | 1 | 0 | 0 | 1 | 4 |
| Area 6- Morrilton, Conway County | Active 8/19 | | 0 | 0 | 0 | 0 | 10 |
| Area 10- Arkadelphia, Clark County | Active 8/19 | | 0 | 4 | 5 | 1 | 20 |
| Area 2- Mtn. View, Stone County | Active 7/19 | | 0 | 5 | 18 | 2 | 18 |
| Area 2- Berryville, Carroll County | Active 9/19 | | 0 | 4 | 4 | 1 | 11 |
| Area 3- Walnut Ridge, Lawrence County | Active 10/19 | | 0 | 4 | 3 | 0 | 8 |
| Area 4- Paragould, Green County | Active 8/19 | | 1 | 3 | 11 | 1 | 26 |
| Area 10- Sheridan, Grant County | Active 7/19 | | 1 | 12 | 13 | 0 | 16 |
| Area 2- Melbourne, Izard County | Active 12/19 | | 1 | 2 | 2 | 1 | 1 |
| Area 3- Newport, Jackson County | Active 11/19 | | 2 | 3 | 12 | 0 | 18 |
| Area 4- Hardy, Sharp County | Active 10/19 | | 1 | 5 | 6 | 0 | 12 |
| Area 12- Lewisville, Lafayette County | Impl. 8/2020 | | 0 | 0 | 0 | 0 | 0 |
| Total | 15 | | 7* | 46 | 80 | 8 | 162 |
| | | | | | | | |
| Locations: | Admissions | Active | D/S | GRAD | U/S | REF | Aftercare |
| Clarksville, Ozark, Arkadelphia, Sheridan, Lewisville | 1 | 11 | 1 | 0 | 1 | 1 | 1 |
| Pocahontas, Walnut Ridge, Paragould, Newport, Hardy | 4 | 13 | 1 | 1 | 0 | 0 | 5 |
| Danville, Morrilton, Mountain View, Berryville, Melbourne | 1 | 8 | 0 | 0 | 0 | 0 | 1 |
| Total | 6 | 32 | 2 | 1 | 1 | 1 | 7 |

Key: U/S Unsuccessful D/S Discharges REF Referrals

*COVID19 Precautions in P/P Offices

Aftercare Implemented due to COVID19



At the Northwest Center in Fayetteville, residents have raised vegetable and herb gardens for two years now. This has yielded a nice crop for the center. Kitchen staff has been able to use everything that they have gotten out of the garden and the residents have enjoyed getting outside on the property to work in the garden.

The residents also participated in a special program around the facility where they got to “Chalk Positive”. They decorated the sidewalks around the facility with positive messages...and enjoyed a beautiful Arkansas sunny day.

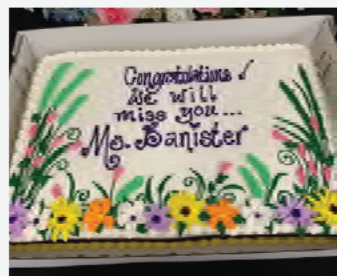




The Central Arkansas Center in Little Rock had a lot to celebrate during August.

Residents who complete their treatment program participate in a graduation, even if they have time left to serve on their sentence. At each month's graduation, two residents from the community are recognized, the Most Improved Resident and the Resident of the Month.

The CAC staff celebrated the promotion of Venita Banister to Program Administrator and welcomed Andrea Roaf-Little who joined the team as the Treatment Supervisor.



Residential Centers August Statistics Report At A Glance

Resident admissions:

CAC: 25
ECAC: 27
NEAC: 6
NWAC: 8
OMEGA: 163
SWAC: 26

Resident Releases:

CAC: 19
ECAC: 45
NEAC: 27
NWAC: 15
OMEGA: 122
SWAC: 70

Affordable Healthcare Enrollment:

CAC: 20
ECAC: 0
NEAC: 40
NWAC: 12
OMEGA: 1
SWAC: 51

Wage Class Enrollment:

CAC: 0
ECAC: 0
NEAC: 0
NWAC: 0
OMEGA: 0
SWAC: 0

Shorter College Enrollment:

CAC: 17
ECAC: 69
NEAC: 8
NWAC: 16
SWAC: 60
OMEGA: 0

Henderson State University
Enrollment:
OMEGA: 0

Exodus Enrollment:

CAC: 0
ECAC: 0

Good Grid Enrollment:

CAC: 25
ECAC: 145
NEAC: 40
NWAC: 8
OMEGA: 20
SWAC: 18

Photo IDs issued:

CAC: 0
ECAC: 7
NEAC: 0
NWAC: 4
OMEGA: 0
SWAC: 3

Drivers Licenses Obtained:

CAC: 2
ECAC: 8
NEAC: 2
NWAC: 2
OMEGA: 0
SWAC: 1

MAT Participants:

CAC: 4
ECAC: 25
NEAC: 0
NWAC: 8
OMEGA:
SWAC: 5

Celebrate Recovery Attendance:

CAC: 0
ECAC: 0
NEAC: 0
NWAC: 0
OMEGA: 0
SWAC: 0

Number of Volunteers:

CAC: 0
ECAC: 0
NEAC: 56
NWAC: 0
OMEGA: 0
SWAC: 0

Number of Volunteer hours:

CAC: 0
ECAC: 0
NEAC: 16
NWAC: 0
OMEGA: 0
SWAC: 0

GED Enrollment:

CAC: 21
ECAC: 22
NEAC: 56
NWAC: 19
OMEGA:
SWAC: 57

GED Completed:

CAC: 8
ECAC: 0
NEAC: 2
NWAC: 2
OMEGA: 0
SWAC: 4

AA/NA Attendance:

CAC: 0
ECAC: 0
NEAC: 0
NWAC: 0
OMEGA: 0
SWAC: 194

Fee Collections/Waivers

| | Aug-19 | Sep-19 | Oct-19 | Nov-19 | Dec-19 | Jan-20 | Feb-20 | Mar-20 | Apr-20 | May-20 | Jun-20 | Jul-20 | Aug-20 |
|-------------------------------|---------|---------|---------|---------|---------|---------|---------|---------|---------|---------|---------|---------|---------|
| Area 1 - Fayetteville | | | | | | | | | | | | | |
| Fees Possible | 172,515 | 168,175 | 167,930 | 167,160 | 166,425 | 163,380 | 162,645 | 166,320 | Waived | 162,855 | 165,830 | 162,295 | 158,410 |
| Fees Collected | 164,160 | 151,862 | 166,414 | 147,552 | 149,641 | 160,511 | 159,238 | 155,934 | 150,347 | 147,534 | 125,527 | 153,413 | 153,390 |
| % Collected | 95% | 90% | 99% | 88% | 90% | 98% | 98% | 94% | N/A | 91% | 76% | 95% | 97% |
| % Paying Offenders | 54% | 53% | 57% | 54% | 56% | 59% | 56% | 54% | 52% | 50% | 43% | 51% | 55% |
| % Employed | 89% | 89% | 89% | 89% | 88% | 88% | 88% | 87% | 86% | 87% | 87% | 84% | 85% |
| Fees Converted | 3,246 | 12,909 | 4,166 | 3,188 | 3,753 | 5,147 | 4,963 | 3,640 | 940 | 626 | 637 | 840 | 3,075 |
| % Converted | 2% | 8% | 2% | 2% | 2% | 3% | 3% | 2% | 1% | 0% | 0% | 1% | 2% |
| Fees Waived | 5,320 | 4,900 | 5,425 | 5,285 | 5,285 | 4,725 | 4,200 | 3,955 | 166,145 | 3,360 | 3,115 | 3,535 | 3,430 |
| % Waived | 3% | 3% | 3% | 3% | 3% | 3% | 3% | 2% | 100% | 2% | 2% | 2% | 2% |
| Area 2 - Mountain Home | | | | | | | | | | | | | |
| Fees Possible | 72,835 | 71,540 | 73,535 | 73,920 | 73,990 | 71,190 | 73,115 | 74,690 | Waived | 74,165 | 74,200 | 73,675 | 73,185 |
| Fees Collected | 75,339 | 73,150 | 75,963 | 67,795 | 71,620 | 74,599 | 71,968 | 73,500 | 64,540 | 76,566 | 65,146 | 72,821 | 75,731 |
| % Collected | 103% | 102% | 103% | 92% | 97% | 105% | 98% | 98% | N/A | 103% | 88% | 99% | 103% |
| % Paying Offenders | 62% | 63% | 64% | 60% | 64% | 69% | 63% | 61% | 54% | 56% | 53% | 58% | 62% |
| % Employed | 88% | 85% | 85% | 85% | 85% | 85% | 86% | 84% | 84% | 83% | 82% | 83% | 84% |
| Fees Converted | 211 | 621 | 1,252 | 603 | 170 | 131 | 1,026 | 43 | - | - | 266 | - | 593 |
| % Converted | 0% | 1% | 2% | 1% | 0% | 0% | 1% | 0% | 0% | 0% | 0% | 0% | 1% |
| Fees Waived | 770 | 770 | 770 | 700 | 700 | 630 | 490 | 455 | 73,780 | 455 | 490 | 525 | 455 |
| % Waived | 1% | 1% | 1% | 1% | 1% | 1% | 1% | 1% | 100% | 1% | 1% | 1% | 1% |
| Area 3 - Searcy | | | | | | | | | | | | | |
| Fees Possible | 125,720 | 126,700 | 125,405 | 125,265 | 124,740 | 125,090 | 126,245 | 129,430 | Waived | 129,955 | 128,590 | 128,240 | 127,750 |
| Fees Collected | 122,298 | 115,955 | 114,129 | 107,819 | 111,529 | 122,595 | 121,001 | 119,347 | 121,774 | 114,648 | 98,522 | 115,421 | 117,476 |
| % Collected | 97% | 92% | 91% | 86% | 89% | 98% | 96% | 92% | N/A | 88% | 77% | 90% | 92% |
| % Paying Offenders | 59% | 58% | 59% | 57% | 57% | 62% | 59% | 56% | 56% | 50% | 46% | 54% | 54% |
| % Employed | 84% | 85% | 83% | 83% | 81% | 81% | 80% | 80% | 79% | 78% | 78% | 78% | 78% |
| Fees Converted | 4,578 | 2,641 | 2,821 | 2,036 | 2,030 | 3,977 | 2,244 | 1,626 | 1,006 | 355 | 810 | 880 | 1,915 |
| % Converted | 4% | 2% | 2% | 2% | 2% | 3% | 2% | 1% | 1% | 0% | 1% | 1% | 1% |
| Fees Waived | 5,075 | 4,970 | 5,425 | 5,460 | 5,180 | 5,320 | 5,145 | 4,830 | 129,885 | 5,005 | 5,075 | 4,795 | 4,725 |
| % Waived | 4% | 4% | 4% | 4% | 4% | 4% | 4% | 4% | 100% | 4% | 4% | 4% | 4% |
| Area 4 - Jonesboro | | | | | | | | | | | | | |
| Fees Possible | 109,690 | 108,675 | 107,660 | 109,235 | 110,320 | 109,655 | 110,950 | 111,930 | Waived | 109,900 | 107,835 | 105,595 | 106,540 |
| Fees Collected | 101,253 | 91,506 | 93,919 | 87,017 | 88,608 | 105,536 | 102,805 | 94,194 | 89,187 | 93,211 | 70,656 | 95,859 | 97,506 |
| % Collected | 92% | 84% | 87% | 80% | 80% | 96% | 93% | 84% | N/A | 85% | 66% | 91% | 92% |
| % Paying Offenders | 55% | 54% | 56% | 53% | 52% | 58% | 54% | 52% | 48% | 49% | 41% | 50% | 52% |
| % Employed | 82% | 83% | 83% | 82% | 80% | 80% | 80% | 78% | 78% | 76% | 76% | 77% | 78% |
| Fees Converted | 6,104 | 5,278 | 5,783 | 4,730 | 4,670 | 6,419 | 5,342 | 3,801 | 463 | 160 | 751 | 1,278 | 830 |
| % Converted | 6% | 5% | 5% | 4% | 4% | 6% | 5% | 3% | 0% | 0% | 1% | 1% | 1% |
| Fees Waived | 6,195 | 6,020 | 6,825 | 6,545 | 6,055 | 6,090 | 5,775 | 5,320 | 110,810 | 4,900 | 4,585 | 4,655 | 4,760 |
| % Waived | 6% | 6% | 6% | 6% | 5% | 6% | 5% | 5% | 100% | 4% | 4% | 4% | 4% |
| Area 5 - Fort Smith | | | | | | | | | | | | | |
| Fees Possible | 107,485 | 107,835 | 107,275 | 109,725 | 108,220 | 107,275 | 108,395 | 109,550 | Waived | 112,875 | 112,350 | 110,355 | 109,165 |
| Fees Collected | 88,559 | 84,890 | 97,835 | 81,647 | 88,309 | 93,345 | 95,982 | 91,107 | 85,353 | 85,813 | 76,448 | 98,305 | 101,947 |
| % Collected | 82% | 79% | 91% | 74% | 82% | 87% | 89% | 83% | N/A | 76% | 68% | 89% | 93% |
| % Paying Offenders | 50% | 49% | 55% | 49% | 52% | 54% | 52% | 51% | 45% | 45% | 40% | 49% | 53% |
| % Employed | 79% | 78% | 79% | 78% | 78% | 78% | 78% | 77% | 76% | 75% | 75% | 73% | 74% |
| Fees Converted | 5,514 | 6,402 | 8,597 | 6,880 | 7,690 | 10,780 | 9,778 | 7,411 | 3,044 | 4,180 | 8,343 | 6,092 | 6,719 |
| % Converted | 5% | 6% | 8% | 6% | 7% | 10% | 9% | 7% | 3% | 4% | 7% | 6% | 6% |
| Fees Waived | 8,645 | 7,595 | 8,260 | 7,910 | 7,560 | 6,475 | 5,775 | 5,180 | 111,860 | 4,235 | 3,710 | 3,080 | 3,465 |
| % Waived | 8% | 7% | 8% | 7% | 7% | 6% | 5% | 5% | 100% | 4% | 3% | 3% | 3% |

| | Aug-19 | Sep-19 | Oct-19 | Nov-19 | Dec-19 | Jan-20 | Feb-20 | Mar-20 | Apr-20 | May-20 | Jun-20 | Jul-20 | Aug-20 |
|------------------------------|---------|---------|---------|---------|---------|---------|---------|---------|---------|---------|---------|---------|---------|
| Area 6 - Conway | | | | | | | | | | | | | |
| Fees Possible | 101,325 | 99,820 | 99,470 | 100,170 | 100,975 | 98,700 | 97,860 | 100,660 | Waived | 101,535 | 105,980 | 105,350 | 105,210 |
| Fees Collected | 102,991 | 88,065 | 102,678 | 85,625 | 96,929 | 95,563 | 100,439 | 95,115 | 87,588 | 93,350 | 77,900 | 97,494 | 109,427 |
| % Collected | 102% | 88% | 103% | 85% | 96% | 97% | 103% | 94% | N/A | 92% | 74% | 93% | 104% |
| % Paying Offenders | 60% | 55% | 63% | 54% | 61% | 62% | 60% | 57% | 49% | 50% | 44% | 53% | 57% |
| % Employed | 80% | 80% | 80% | 80% | 78% | 79% | 79% | 78% | 77% | 76% | 76% | 74% | 75% |
| Fees Converted | 2,244 | 1,621 | 2,204 | 3,019 | 3,497 | 5,519 | 3,083 | 1,642 | 520 | 390 | 760 | 960 | 1,125 |
| % Converted | 2% | 2% | 2% | 3% | 3% | 6% | 3% | 2% | 1% | 0% | 1% | 1% | 1% |
| Fees Waived | 1,715 | 1,715 | 1,890 | 2,135 | 2,380 | 2,100 | 1,960 | 1,750 | 101,745 | 1,540 | 1,470 | 1,540 | 1,365 |
| % Waived | 2% | 2% | 2% | 2% | 2% | 2% | 2% | 2% | 100% | 2% | 1% | 1% | 1% |
| Area 8 - Little Rock | | | | | | | | | | | | | |
| Fees Possible | 195,930 | 194,565 | 195,440 | 196,490 | 195,405 | 193,515 | 194,880 | 197,925 | Waived | 194,565 | 193,235 | 194,775 | 192,780 |
| Fees Collected | 177,626 | 171,984 | 183,205 | 156,973 | 174,943 | 174,109 | 176,722 | 169,008 | 144,876 | 150,877 | 132,093 | 167,386 | 201,824 |
| % Collected | 91% | 88% | 94% | 80% | 90% | 90% | 91% | 85% | N/A | 78% | 68% | 86% | 105% |
| % Paying Offenders | 54% | 53% | 57% | 51% | 55% | 57% | 55% | 51% | 44% | 42% | 39% | 45% | 53% |
| % Employed | 82% | 81% | 82% | 81% | 80% | 79% | 79% | 79% | 79% | 78% | 77% | 74% | 75% |
| Fees Converted | 2,197 | 2,176 | 2,149 | 1,440 | 1,571 | 2,156 | 1,272 | 2,202 | - | 136 | 70 | 120 | - |
| % Converted | 1% | 1% | 1% | 1% | 1% | 1% | 1% | 1% | 0% | 0% | 0% | 0% | 0% |
| Fees Waived | 8,050 | 7,420 | 8,295 | 7,280 | 7,210 | 6,615 | 7,035 | 6,685 | 195,930 | 5,320 | 4,830 | 5,005 | 5,775 |
| % Waived | 4% | 4% | 4% | 4% | 4% | 3% | 4% | 3% | 100% | 3% | 2% | 3% | 3% |
| Area 9 - West Memphis | | | | | | | | | | | | | |
| Fees Possible | 58,905 | 59,605 | 58,800 | 59,115 | 59,500 | 58,870 | 58,170 | 58,765 | Waived | 58,380 | 56,350 | 55,265 | 54,530 |
| Fees Collected | 52,900 | 51,129 | 53,313 | 49,142 | 50,523 | 53,647 | 50,061 | 55,166 | 44,195 | 45,167 | 42,292 | 49,621 | 55,258 |
| % Collected | 90% | 86% | 91% | 83% | 85% | 91% | 86% | 94% | N/A | 77% | 75% | 90% | 101% |
| % Paying Offenders | 55% | 53% | 56% | 52% | 52% | 56% | 52% | 54% | 44% | 43% | 44% | 49% | 54% |
| % Employed | 68% | 69% | 69% | 68% | 68% | 68% | 68% | 68% | 67% | 67% | 67% | 65% | 65% |
| Fees Converted | 3,110 | 2,364 | 2,955 | 2,298 | 3,838 | 3,120 | 3,774 | 2,250 | 221 | 130 | 2,274 | 500 | 1,510 |
| % Converted | 5% | 4% | 5% | 4% | 6% | 5% | 6% | 4% | 0% | 0% | 4% | 1% | 3% |
| Fees Waived | 2,695 | 2,835 | 2,835 | 2,730 | 2,730 | 2,695 | 2,765 | 2,765 | 58,940 | 2,625 | 2,310 | 1,925 | 1,715 |
| % Waived | 5% | 5% | 5% | 5% | 5% | 5% | 5% | 5% | 100% | 4% | 4% | 3% | 3% |
| Area 10 - Hot Springs | | | | | | | | | | | | | |
| Fees Possible | 107,975 | 107,135 | 105,840 | 108,010 | 106,645 | 106,995 | 109,970 | 110,670 | Waived | 111,440 | 110,005 | 109,235 | 110,285 |
| Fees Collected | 97,463 | 91,457 | 98,733 | 87,776 | 98,319 | 101,866 | 96,430 | 94,984 | 92,903 | 95,227 | 82,392 | 99,067 | 112,351 |
| % Collected | 90% | 85% | 93% | 81% | 92% | 95% | 88% | 86% | N/A | 85% | 75% | 91% | 102% |
| % Paying Offenders | 56% | 56% | 59% | 54% | 59% | 62% | 58% | 56% | 53% | 51% | 46% | 54% | 59% |
| % Employed | 79% | 78% | 79% | 78% | 78% | 79% | 78% | 77% | 77% | 76% | 76% | 75% | 76% |
| Fees Converted | 2,826 | 2,635 | 4,583 | 4,442 | 3,133 | 4,320 | 4,700 | 2,128 | 360 | 239 | 733 | 1,316 | 1,283 |
| % Converted | 3% | 2% | 4% | 4% | 3% | 4% | 4% | 2% | 0% | 0% | 1% | 1% | 1% |
| Fees Waived | 5,880 | 5,775 | 6,265 | 5,950 | 6,090 | 5,845 | 5,950 | 6,125 | 109,585 | 5,985 | 5,530 | 5,320 | 5,425 |
| % Waived | 5% | 5% | 6% | 6% | 6% | 5% | 5% | 6% | 100% | 5% | 5% | 5% | 5% |
| Area 11 - Pine Bluff | | | | | | | | | | | | | |
| Fees Possible | 85,400 | 86,415 | 84,735 | 85,400 | 85,050 | 82,670 | 84,700 | 85,155 | Waived | 87,395 | 85,715 | 85,785 | 85,295 |
| Fees Collected | 82,087 | 76,795 | 81,886 | 70,060 | 76,228 | 78,148 | 76,910 | 78,112 | 73,181 | 70,528 | 66,140 | 78,381 | 85,655 |
| % Collected | 96% | 89% | 97% | 82% | 90% | 95% | 91% | 92% | N/A | 81% | 77% | 91% | 100% |
| % Paying Offenders | 63% | 60% | 64% | 57% | 61% | 63% | 60% | 58% | 51% | 49% | 47% | 53% | 58% |
| % Employed | 75% | 74% | 74% | 74% | 73% | 72% | 72% | 72% | 71% | 71% | 71% | 70% | 71% |
| Fees Converted | 5,844 | 3,138 | 4,910 | 5,100 | 6,097 | 5,491 | 6,328 | 2,856 | 1,368 | 2,977 | 3,029 | 2,410 | 2,594 |
| % Converted | 7% | 4% | 6% | 6% | 7% | 7% | 7% | 3% | 2% | 3% | 4% | 3% | 3% |
| Fees Waived | 1,680 | 1,785 | 1,715 | 1,575 | 1,470 | 1,400 | 1,365 | 1,470 | 86,800 | 1,365 | 1,225 | 1,190 | 1,225 |
| % Waived | 2% | 2% | 2% | 2% | 2% | 2% | 2% | 2% | 100% | 2% | 1% | 1% | 1% |

| | Aug-19 | Sep-19 | Oct-19 | Nov-19 | Dec-19 | Jan-20 | Feb-20 | Mar-20 | Apr-20 | May-20 | Jun-20 | Jul-20 | Aug-20 |
|----------------------------|-----------|-----------|-----------|-----------|-----------|-----------|-----------|-----------|-----------|-----------|-----------|-----------|-----------|
| Area 12 - Texarkana | | | | | | | | | | | | | |
| Fees Possible | 97,230 | 97,965 | 96,495 | 97,405 | 97,195 | 95,935 | 95,620 | 96,180 | Waived | 93,835 | 94,570 | 93,100 | 93,590 |
| Fees Collected | 88,191 | 81,073 | 92,335 | 80,724 | 82,757 | 95,054 | 86,986 | 91,548 | 87,133 | 83,805 | 71,956 | 80,503 | 83,748 |
| % Collected | 91% | 83% | 96% | 83% | 85% | 99% | 91% | 95% | N/A | 89% | 76% | 86% | 89% |
| % Paying Offenders | 53% | 50% | 57% | 52% | 54% | 60% | 55% | 55% | 51% | 49% | 43% | 50% | 51% |
| % Employed | 78% | 79% | 79% | 79% | 79% | 78% | 78% | 77% | 76% | 74% | 74% | 73% | 74% |
| Fees Converted | 4,956 | 6,519 | 7,027 | 3,484 | 6,308 | 6,648 | 9,415 | 3,440 | 618 | 160 | 1,677 | 2,650 | 1,357 |
| % Converted | 5% | 7% | 7% | 4% | 6% | 7% | 10% | 4% | 1% | 0% | 2% | 3% | 1% |
| Fees Waived | 2,485 | 2,625 | 2,520 | 2,695 | 2,345 | 2,520 | 2,415 | 2,415 | 94,710 | 2,310 | 2,625 | 2,205 | 2,415 |
| % Waived | 3% | 3% | 3% | 3% | 2% | 3% | 3% | 3% | 100% | 2% | 3% | 2% | 3% |
| Area 13 - El Dorado | | | | | | | | | | | | | |
| Fees Possible | 58,135 | 57,295 | 58,240 | 59,360 | 58,730 | 58,520 | 58,835 | 59,920 | Waived | 58,415 | 57,260 | 56,525 | 55,195 |
| Fees Collected | 48,396 | 57,391 | 51,195 | 44,271 | 50,492 | 53,101 | 51,495 | 56,083 | 43,282 | 48,569 | 47,984 | 50,572 | 51,198 |
| % Collected | 83% | 100% | 88% | 75% | 86% | 91% | 88% | 94% | N/A | 83% | 84% | 89% | 93% |
| % Paying Offenders | 53% | 59% | 56% | 50% | 56% | 58% | 54% | 55% | 44% | 48% | 48% | 52% | 55% |
| % Employed | 71% | 70% | 71% | 68% | 70% | 68% | 67% | 67% | 66% | 65% | 65% | 65% | 65% |
| Fees Converted | 486 | 900 | 1,300 | 1,208 | 892 | 2,006 | 1,080 | 1,264 | 96 | 470 | 1,370 | 1,120 | 720 |
| % Converted | 1% | 2% | 2% | 2% | 2% | 3% | 2% | 2% | 0% | 1% | 2% | 2% | 1% |
| Fees Waived | 5,320 | 5,075 | 5,180 | 4,795 | 4,935 | 4,865 | 4,690 | 4,270 | 59,395 | 4,410 | 3,745 | 3,815 | 3,640 |
| % Waived | 9% | 9% | 9% | 8% | 8% | 8% | 8% | 7% | 100% | 8% | 7% | 7% | 7% |
| Grand Total | | | | | | | | | | | | | |
| Fees Possible | 1,293,145 | 1,285,725 | 1,280,825 | 1,291,255 | 1,287,195 | 1,271,795 | 1,281,385 | 1,301,195 | Waived | 1,295,315 | 1,291,920 | 1,280,195 | 1,271,935 |
| Fees Collected | 1,201,264 | 1,135,259 | 1,211,603 | 1,066,399 | 1,139,898 | 1,208,074 | 1,190,037 | 1,174,100 | 1,084,359 | 1,105,295 | 957,055 | 1,158,841 | 1,245,512 |
| % Collected | 93% | 88% | 95% | 83% | 89% | 95% | 93% | 90% | N/A | 85% | 74% | 91% | 98% |
| % Paying Offenders | 56% | 55% | 58% | 54% | 56% | 60% | 57% | 55% | 49% | 48% | 44% | 51% | 55% |
| % Employed | 81% | 81% | 81% | 80% | 80% | 79% | 79% | 78% | 78% | 77% | 77% | 76% | 76% |
| Fees Converted | 41,316 | 47,204 | 47,745 | 38,428 | 43,648 | 55,713 | 53,002 | 32,303 | 8,635 | 9,822 | 20,719 | 18,165 | 21,720 |
| % Converted | 3% | 4% | 4% | 3% | 3% | 4% | 4% | 2% | 1% | 1% | 2% | 1% | 2% |
| Fees Waived | 53,830 | 51,485 | 55,405 | 53,060 | 51,940 | 49,280 | 47,565 | 45,220 | 1,299,585 | 41,510 | 38,710 | 37,590 | 38,395 |
| % Waived | 4% | 4% | 4% | 4% | 4% | 4% | 4% | 3% | 100% | 3% | 3% | 3% | 3% |

- Fees Possible:** The amount of supervision fees that can be collected per active/electronic monitoring supervision status of offenders for that month only. Does not include annual, pre-trial, and SIS. Please note that supervision fees were waived for April 2020.
- Fees Collected:** Actual amount of money collected that can be deposited in Special Revenue fund. Please keep in mind the amount collected could include an offender that pays three months in advance.
- Fees Converted:** Amount not included in Fees Collected. Represents the amount of money lost by conversions. If this money were collected instead of converted, it would be added to Fees Collected.
- Fees Waived:** Amount not included in Fees Collected. Represents the amount of money lost by waivers. If this money were collected instead of waived, it would be added to Fees Collected.

Note: April 2020 supervision fees were waived in response to COVID-19. Fees collected during that time span were applied to previous balances or shown as credit.

Center Populations

ARDOC
REPORT NO. IPTR500 - 18

ARKANSAS DEPARTMENT OF CORRECTION
ACC OPTION
STATEWIDE POPULATION REPORT

PAGE: 1 of 1
PROCESSED: 08/31/2020 12:31 AM
REQUESTOR: eOMIS

FOR: 08/31/2020

| Location: | In Count | Out To: | | | | | Total | Capacity | % Capacity |
|--|--------------|-----------|------------|----------|---------------|--------------|--------------|--------------|------------|
| | | ORCU Hosp | Other Hosp | Furlough | Court | | | | |
| Central AR CCC - Males/Males | 105 | 0 | 0 | 0 | 0 | 105 | 120 | | |
| Central AR CCC - Short Term Drug Court Treatment/Males | 14 | 0 | 0 | 0 | 0 | 14 | 30 | | |
| Central AR CCC - Males Total | 119 | 0 | 0 | 0 | 0 | 119 | 150 | 79.3% | |
| East Central AR CCC/Females | 265 | 0 | 0 | 0 | 0 | 265 | 212 | | |
| East Central AR CCC-Females Drug Treatment/Females | 15 | 0 | 0 | 0 | 0 | 15 | 50 | | |
| East Central AR CCC Supervision Sanction-Female/Females | 12 | 0 | 0 | 0 | 0 | 12 | 88 | | |
| East Central AR CCC Total | 292 | 0 | 0 | 0 | 0 | 292 | 350 | 83.4% | |
| NE AR CCC - Drug Treatment/Males | 4 | 0 | 0 | 0 | 0 | 4 | 25 | | |
| NE AR CCC/Males | 150 | 0 | 0 | 0 | 0 | 150 | 215 | | |
| NE AR CCC Total | 154 | 0 | 0 | 0 | 0 | 154 | 240 | 64.2% | |
| NW AR CCC/Females | 99 | 0 | 0 | 0 | 0 | 99 | 114 | | |
| NW AR CCC Total | 99 | 0 | 0 | 0 | 0 | 99 | 114 | 86.8% | |
| Omega Supervision Sanction Center/90 Day PV in CCC Males | 168 | 0 | 0 | 0 | 0 | 168 | 0 | | |
| Omega Supervision Sanction Center/Males | 56 | 0 | 0 | 0 | 0 | 56 | 300 | | |
| Omega Supervision Sanction Center Total | 224 | 0 | 0 | 0 | 0 | 224 | 300 | 74.7% | |
| SW AR CCC/Males | 251 | 0 | 0 | 0 | 0 | 251 | 375 | | |
| SW AR Supervision Sanction Center/Males | 0 | 0 | 0 | 0 | 0 | 0 | 100 | | |
| SW AR CCC Total | 251 | 0 | 0 | 0 | 0 | 251 | 475 | 52.8% | |
| In Transit Count: | 0 | | | | | | | | |
| TOTALS - UNIT COUNT | 1,139 | 0 | 0 | 0 | 0 | 1,139 | | | |
| | | | | | Male | 748 | 1,165 | 64.2% | |
| | | | | | Female | 391 | 464 | 84.3% | |
| | | | | | Total | 1,139 | 1,629 | 69.9% | |
| County Jail Backup SSP/Females Total | 2 | 0 | 0 | 0 | 0 | 2 | | | |
| County Jail Backup SSP/Males Total | 22 | 0 | 0 | 0 | 0 | 22 | | | |
| County Jail Backup/Females Total | 10 | 0 | 0 | 0 | 0 | 10 | | | |
| County Jail Backup/Males Total | 33 | 0 | 0 | 0 | 0 | 33 | | | |
| TOTAL - NONAGENCY | 67 | 0 | 0 | 0 | 0 | 67 | | | |
| | | | | | Male | 55 | | | |
| | | | | | Female | 12 | | | |
| | | | | | Total | 67 | | | |
| Re-Entry Act 146 Total | 223 | 0 | 0 | 0 | 0 | 223 | 0 | | |
| GRAND TOTAL | 1,429 | 0 | 0 | 0 | 0 | 1,429 | | | |

Parole/Probation Population

Active:

includes current status of Active, Abscond and Electronic Monitoring

Inactive:

includes current status of Non Reporting, Unsupervised, SIS
(Suspended Imposition of Sentence), Incarcerated and Out to Other State

Statewide Totals by Current Supervision Status (Active and Inactive) as of September 4, 2020

| Area | Active | Inactive | TOTAL |
|-----------------------------------|---------------|-----------------|---------------|
| Area 1-Fayetteville | 6,927 | 2,888 | 9,815 |
| Area 2-Mountain Home | 2,610 | 535 | 3,145 |
| Area 3-Searcy | 5,032 | 1,212 | 6,244 |
| Area 4-Jonesboro | 4,278 | 1,465 | 5,743 |
| Area 5-Fort Smith | 4,157 | 2,546 | 6,703 |
| Area 6-Conway | 3,849 | 955 | 4,804 |
| Area 8-Little Rock | 7,920 | 1,237 | 9,157 |
| Area 9-West Memphis | 2,151 | 341 | 2,492 |
| Area 10-Hot Springs | 4,478 | 824 | 5,302 |
| Area 11-Pine Bluff | 3,659 | 658 | 4,317 |
| Area 12-Texarkana | 3,791 | 1,128 | 4,919 |
| Area 13-El Dorado | 2,423 | 560 | 2,983 |
| ISC | 106 | 1,961 | 2,067 |
| Statewide Totals by Status | 51,381 | 16,310 | 67,691 |

Parole/Probation Population

Statewide Totals by Current Supervision Status as of September 4, 2020

| Area | Active | | | Inactive | | | | | OVERALL TOTALS PER AREA |
|---|----------------------|--------------------------------|---------------|--------------|---------------|--------------------|--------------|--------------------------------|-------------------------|
| | Active (Direct Supv) | Electronic Monitoring (Direct) | Absconded | Incarcerated | Non-Reporting | Out to Other State | Unsupervised | Suspnd Imposition of Snt (SIS) | |
| Area 1-Fayetteville | 5,216 | 30 | 1,681 | 425 | 744 | 519 | 339 | 861 | 9,815 |
| Area 2-Mountain Home | 2,197 | 13 | 400 | 132 | 103 | 112 | 100 | 88 | 3,145 |
| Area 3-Searcy | 4,075 | 7 | 950 | 149 | 176 | 213 | 81 | 593 | 6,244 |
| Area 4-Jonesboro | 3,282 | 9 | 987 | 170 | 126 | 170 | 89 | 910 | 5,743 |
| Area 5-Fort Smith | 3,399 | 21 | 737 | 155 | 275 | 72 | 108 | 1,936 | 6,703 |
| Area 6-Conway | 3,191 | 4 | 654 | 186 | 145 | 110 | 91 | 423 | 4,804 |
| Area 8-Little Rock | 5,941 | 52 | 1,927 | 262 | 374 | 62 | 237 | 302 | 9,157 |
| Area 9-West Memphis | 1,602 | 3 | 546 | 123 | 54 | 46 | 9 | 109 | 2,492 |
| Area 10-Hot Springs | 3,454 | 44 | 980 | 198 | 154 | 67 | 178 | 227 | 5,302 |
| Area 11-Pine Bluff | 2,744 | 10 | 905 | 135 | 55 | 60 | 139 | 269 | 4,317 |
| Area 12-Texarkana | 2,840 | 18 | 933 | 234 | 215 | 205 | 115 | 359 | 4,919 |
| Area 13-El Dorado | 1,751 | 3 | 669 | 128 | 64 | 29 | 82 | 257 | 2,983 |
| ISC | 2 | | 104 | 39 | 78 | 1,844 | | | 2,067 |
| Statewide Totals by Current Supervision Status | 39,694 | 214 | 11,473 | 2,336 | 2,563 | 3,509 | 1,568 | 6,334 | 67,691 |

| |
|---|
| Offender Count Active Excluding Absconders |
| 39,908 |

Explanation for "Current Supervision Status"

Active Supervision:

Offender is currently on Active/Direct Supervision Status.

Electronic Monitoring:

Offender is currently on an Electronic Monitor.

Incarcerated:

Offender is currently incarcerated including the following:

- Parole Holds (in state and out-of-state)
- ACT 570 Holds
- County Jail (including possible new charges—felony or misdemeanors—or serving commitments for traffic fines, court commitments, etc).

Non Reporting:

Drug Court offender currently in a Community Correction Center for sanction or court commitment, on detainer (federal or ICE hold), out-of-state, in CCC Residential Treatment, nursing home, hospital, or Arkansas State Hospital.

Out-To-Other-State:

Offender supervised out of Arkansas through Interstate Compact.

Unsupervised:

Parolee whose earned Good Time has met the requirements for unsupervised parole, probationers who received Unsupervised Sentence (e.g., five-year probation sentence specified as 3 years supervised and an additional 2 years unsupervised probation; or an unsupervised probation sentence which is common for misdemeanor offenses (e.g., 1 year unsupervised probation term).

Suspended Imposition of Sentence (SIS):

Offender received a suspended term of supervision.

Parole/Probation Population

Regular P&P Caseloads/Workloads By Area

9/8/20

| AREA | Authorized Officers | Filled | Regular P&P Offenders | | | | Total Active Offenders | Caseload Ratio (Authorized Positions) | Caseload Ratio (Filled Positions) | Work Units | Workload (Authorized Positions) | Workload (Filled Positions) | Total Indirect |
|---------------------|---------------------|------------|-----------------------|---------------|---------------|------------|------------------------|---------------------------------------|-----------------------------------|---------------|---------------------------------|-----------------------------|----------------|
| | | | Maximum | Medium | Minimum | Pending | | | | | | | |
| AREA 01 | 52 | 52 | 220 | 1,945 | 2,353 | 130 | 4,648 | 89 | 89 | 7,102 | 137 | 137 | 4,286 |
| AREA 02 | 19 | 19 | 125 | 735 | 1,008 | 29 | 1,897 | 100 | 100 | 2,897 | 152 | 152 | 710 |
| AREA 03 | 38 | 38 | 182 | 1,536 | 1,705 | 60 | 3,483 | 92 | 92 | 5,416 | 143 | 143 | 1,966 |
| AREA 04 | 33 | 33 | 229 | 1,045 | 1,595 | 77 | 2,946 | 89 | 89 | 4,489 | 136 | 136 | 2,239 |
| AREA 05 | 30 | 25 | 196 | 1,079 | 1,410 | 44 | 2,729 | 91 | 109 | 4,224 | 141 | 169 | 2,905 |
| AREA 06 | 28 | 26 | 226 | 968 | 1,334 | 43 | 2,571 | 92 | 99 | 4,015 | 143 | 154 | 1,076 |
| AREA 07/08 | 64 | 64 | 454 | 2,527 | 2,532 | 135 | 5,648 | 88 | 88 | 9,167 | 143 | 143 | 2,412 |
| AREA 09 | 21 | 20 | 177 | 651 | 731 | 26 | 1,585 | 75 | 79 | 2,607 | 124 | 130 | 585 |
| AREA 10 | 31 | 31 | 282 | 1,125 | 1,681 | 54 | 3,142 | 101 | 101 | 4,861 | 157 | 157 | 1,318 |
| AREA 11 | 27 | 26 | 198 | 1,070 | 887 | 41 | 2,196 | 81 | 84 | 3,690 | 137 | 142 | 1,188 |
| AREA 12 | 30 | 26 | 268 | 1,122 | 1,281 | 63 | 2,734 | 91 | 105 | 4,431 | 148 | 170 | 1,555 |
| AREA 13 | 19 | 18 | 115 | 638 | 661 | 33 | 1,447 | 76 | 80 | 2,335 | 123 | 130 | 766 |
| Statewide | 392 | 378 | 2,672 | 14,441 | 17,178 | 735 | 35,026 | 1,067 | 1,117 | 55,234 | 1,683 | 1,763 | 21,006 |
| Area Average | | | 223 | 1,203 | 1,432 | 61 | 2,919 | 89 | 93 | 4,603 | 140 | 146 | |

¹ Regular P&P Caseloads/Workloads include offenders with Active (Direct), Electronic Monitoring, and Incarcerated supervision statuses. Incarcerated here refers to temporary jail stays.

² Offenders on Annual or Indirect Supervision are excluded from caseload/workload counts and ratios.

³ Specialty Court Offender figures shown here are only those assigned to regular P&P officers. These offenders are not counted in caseload or workload ratios.

⁴ Indirect totals here are for offenders in Non-Active supervision statuses or those under Annual Supervision.

This page and the following two pages contain statewide caseload information for ACC. Caseloads are presented separately for regular parole and probation, specialty court, and specialized caseloads. This version is specifically designed for quarterly legislative reporting and differs from the daily caseloads/workloads report. Beyond the exclusion of workloads calculation, it is important to note that direct supervision in these tables includes regular parole and probation and specialty court (including regular parole and probation offenders carried by specialty court officers) offenders with active (direct), electronic monitoring, or incarceration supervision status, as well as absconders assigned to SRT officers. Offenders on annual supervision are counted as indirect.

Parole/Probation Population

Specialty Court Caseloads/Workloads By Area

| AREA | Authorized Officers | Filled | Regular P&P Offenders | | | | Total Regular P&P Offenders | Total Active Specialty Court Offenders | Total Indirect Including Regular & Specialty | Caseload Ratios (Based on Active/Direct offenders) | | | Workload | | |
|---------------------|---------------------|-----------|-----------------------|------------|--------------|------------|-----------------------------|--|--|--|-----------|-----------|---------------|---------------------------------|-----------------------------|
| | | | Maximum | Medium | Minimum | Unassigned | | | | P&P | Specialty | Mixed | Work Units | Workload (Authorized Positions) | Workload (Filled Positions) |
| | | | | | | | | | | | | | | | |
| AREA 01 | 8 | 8 | 0 | 0 | 1 | 0 | 1 | 297 | 179 | 0 | 37 | 37 | 503 | 63 | 63 |
| AREA 02 | 5 | 5 | 10 | 81 | 136 | 2 | 229 | 92 | 78 | 46 | 18 | 64 | 483 | 97 | 97 |
| AREA 03 | 6 | 6 | 8 | 104 | 76 | 0 | 188 | 143 | 86 | 31 | 24 | 55 | 532 | 89 | 89 |
| AREA 04 | 5 | 5 | 10 | 56 | 110 | 2 | 178 | 86 | 90 | 36 | 17 | 53 | 384 | 77 | 77 |
| AREA 05 | 9 | 9 | 53 | 62 | 126 | 8 | 249 | 296 | 92 | 28 | 33 | 61 | 827 | 92 | 92 |
| AREA 06 | 6 | 6 | 47 | 150 | 289 | 6 | 492 | 126 | 286 | 82 | 21 | 103 | 968 | 161 | 161 |
| AREA 07/08 | 1 | 0 | 0 | 0 | 0 | 0 | 0 | 0 | 0 | 0 | 0 | 0 | #DIV/0 | 0 | 0 |
| AREA 09 | 2 | 2 | 9 | 28 | 47 | 0 | 84 | 18 | 63 | 42 | 9 | 51 | 151 | 76 | 76 |
| AREA 10 | 6 | 6 | 2 | 10 | 39 | 1 | 52 | 154 | 255 | 9 | 26 | 34 | 316 | 53 | 53 |
| AREA 11 | 4 | 4 | 38 | 163 | 129 | 3 | 333 | 38 | 197 | 83 | 10 | 93 | 635 | 159 | 159 |
| AREA 12 | 3 | 3 | 7 | 51 | 46 | 1 | 105 | 74 | 112 | 35 | 25 | 60 | 280 | 93 | 93 |
| AREA 13 | 7 | 7 | 5 | 58 | 62 | 5 | 130 | 179 | 184 | 19 | 26 | 44 | 470 | 67 | 67 |
| Statewide | 62 | 61 | 189 | 763 | 1,061 | 28 | 2,041 | 1,503 | 1,622 | 33 | 24 | 57 | #DIV/0 | #DIV/0 | 1,026 |
| Area Average | | | 16 | 64 | 88 | 2 | | 125 | | 34 | 20 | 55 | #DIV/0 | #DIV/0 | #DIV/0 |

¹Specialty Court Caseloads/Workloads include offenders who are assigned to officers in Specialty Court positions who have Active (Direct), Electronic Monitoring, or incarcerated supervision statuses.
²Offenders on Indirect or Annual Supervision are not included in caseload counts or ratios. Annual supervision counts include both regular P&P and Specialty Court offenders assigned to Specialty Court officers.
³Offenders in risk-level columns above are regular P&P offenders who are supervised by officers in Specialty Court positions.

Specialized Caseloads

| AREA | Authorized Officers | Totals | Ratios |
|-----------------------|---------------------|--------------|------------|
| | | Offenders | Caseload |
| INTENSIVE SUPERVISION | 4 | 126 | 31 |
| INTERSTATE COMPACT | 0 | 2,067 | 0 |
| SPECIAL RESPONSE TEAM | 16 | 4,058 | 251 |
| Statewide | 20 | 6,251 | 209 |

Parole/Probation Population

Caseloads By Area

9/8/20

| AREA | Authorized Officers | Vacant | Filled | Total Active | Total Indirect | Totals: |
|-------------------------|---------------------|-----------|------------|---------------|----------------|---------------|
| AREA 01 | 60 | 0 | 60 | 4,946 | 4,465 | 9,411 |
| AREA 02 | 24 | 0 | 24 | 2,218 | 788 | 3,006 |
| AREA 03 | 44 | 0 | 44 | 3,814 | 2,052 | 5,866 |
| AREA 04 | 38 | 0 | 38 | 3,210 | 2,329 | 5,539 |
| AREA 05 | 39 | 5 | 34 | 3,274 | 2,997 | 6,271 |
| AREA 06 | 34 | 2 | 32 | 3,189 | 1,362 | 4,551 |
| AREA 07/08 | 65 | 1 | 64 | 5,648 | 2,415 | 8,063 |
| AREA 09 | 23 | 1 | 22 | 1,687 | 648 | 2,335 |
| AREA 10 | 37 | 0 | 37 | 3,348 | 1,573 | 4,921 |
| AREA 11 | 31 | 1 | 30 | 2,567 | 1,385 | 3,952 |
| AREA 12 | 33 | 4 | 29 | 2,913 | 1,667 | 4,580 |
| AREA 13 | 26 | 1 | 25 | 1,756 | 950 | 2,706 |
| INSTITUTIONAL PAROLE | 6 | 0 | 6 | 0 | 0 | 0 |
| INTENSIVE SUPERVISION | 4 | 0 | 4 | 123 | 3 | 126 |
| INTERSTATE COMPACT | 0 | 0 | 0 | 41 | 2,026 | 2,067 |
| RE-ENTRY | 13 | 2 | 11 | 0 | 0 | 0 |
| SEX OFFENDER ASSESSMENT | 12 | 3 | 9 | 1 | 0 | 1 |
| SPECIAL RESPONSE TEAM | 16 | 0 | 16 | 3 | 4,055 | 4,058 |
| Statewide | 505 | 20 | 485 | 38,738 | 28,715 | 67,453 |

Caseloads are presented in distinct officer groupings:

Regular: These are officers carrying normal Probation and Parole caseloads.

Specialty Court: These officers supervise offenders in specialty courts. Note that these officers may also carry regular P&P offenders, and these offenders are reflected in the specialty court caseload/workload figures; however, separate caseload/workload ratios are calculated for the regular and specialty court portions of a specialty court officer's caseload, in addition to a combined, or mixed, ratio.

Specialized: These officers supervise strategically specialized caseloads consisting of offenders requiring heightened supervision protocols (intensive supervision) and parolees who have absconded supervision (Special Response Team).

Indirect: These are offenders for whom their sentence, circumstance, or current status is associated with a reduced supervision obligation for the officers they are assigned to. Generally, these include offenders in non-reporting status, those on suspended sentences (SIS), and interstate compact offenders. Offenders on annual supervision are also included in this group.

Parole/Probation Population

Statewide Risk Levels by Caseload Types as of September 4, 2020

| CURRENT RISK LEVELS | Parole | Probation | Drug Court | Hope Court | Mental Health Court | Veterans Court | Swift Courts | Pre Adjudicated | Pre Trial/ Drug Court | Pre Trial/ Pre-Adjudicated | Pre Trial/ Regular | Pre Trial/ Veterans Court | Suspended | Ext Sex Offender Supv | Totals |
|---------------------|--------|-----------|------------|------------|---------------------|----------------|--------------|-----------------|-----------------------|----------------------------|--------------------|---------------------------|-----------|-----------------------|--------|
| Maximum | 3,234 | 1,199 | 125 | 8 | 2 | 3 | 5 | | 2 | 2 | | | 271 | | 4,851 |
| Medium | 10,427 | 10,849 | 807 | 41 | 11 | 26 | 24 | | 7 | 41 | 1 | 1 | 1,196 | 2 | 23,433 |
| Minimum | 7,317 | 16,613 | 802 | 29 | 13 | 55 | 43 | 2 | 10 | 52 | 10 | 1 | 1,203 | | 26,150 |
| Annual Reporting | 2,591 | 1,592 | 1 | | | | 17 | | | | | | 93 | | 4,294 |
| Unassigned | 3,051 | 2,177 | 36 | 3 | | | 1 | | 4 | 4 | 15 | | 3,672 | | 8,963 |
| Sum: | 26,620 | 32,430 | 1,771 | 81 | 26 | 84 | 90 | 2 | 23 | 99 | 26 | 2 | 6,435 | 2 | 67,691 |

CURRENT RISK LEVELS ASSIGNED EXPLANATION:

- Maximum- last risk level score as "High"
- Medium- last risk level score as "Medium"
- Minimum- last risk level score as "Low"
- Annual- identifies offenders that are supervised Annual Reporting
- Unassigned- no ARORA has been completed or offender is currently supervised as "Unsupervised" where the risk level was changed to unassigned

Statewide Risk Levels by Caseload Supervision Status as of September 4, 2020

| RISK LEVELS BY CURRENT SUPERVISION STATUS | Maximum | Medium | Minimum | Annual Reporting | Unassigned | Sum: |
|---|---------|--------|---------|------------------|------------|--------|
| Active (Direct Supv) | 2,570 | 14,871 | 18,479 | 3,484 | 290 | 39,694 |
| Electronic Monitoring (Direct) | 89 | 111 | 12 | | 2 | 214 |
| Absconded | 1,309 | 4,773 | 3,597 | 87 | 1,707 | 11,473 |
| Incarcerated | 335 | 978 | 497 | 12 | 514 | 2,336 |
| Non-Reporting | 183 | 729 | 622 | 12 | 1,017 | 2,563 |
| Out to Other State | 96 | 647 | 1,150 | 36 | 1,580 | 3,509 |
| Unsupervised | 8 | 151 | 605 | 570 | 234 | 1,568 |
| Suspnd Imposition of Snt (SIS) | 261 | 1,173 | 1,188 | 93 | 3,619 | 6,334 |
| Sum: | 4,851 | 23,433 | 26,150 | 4,294 | 8,963 | 67,691 |

Parole/Probation Population

Probation and Parole Gains and Losses in August 2020

| Gains and Losses | Probation | Parole | Pre-Trial | Suspended | Sum: |
|--|------------|------------|-----------|------------|--------------|
| Intakes | 610 | 872 | 17 | 100 | 1,599 |
| Sanction Release from SSP | | 30 | | | 30 |
| Total Gains | 610 | 902 | 17 | 100 | 1,629 |
| Revocations/or New ADC or CCC Sentence | 179 | 441 | 2 | 18 | 640 |
| Sanction Incarceration SSP | | 48 | | | 48 |
| Terminations | 488 | 252 | 23 | 52 | 815 |
| Total Losses | 667 | 741 | 25 | 70 | 1,503 |

ACC Specialty Teams

August SRT-Task Force Report

| | |
|-----------------------------------|------------|
| Arrests: | |
| Absconders | 32 |
| Active Supervision | 18 |
| Collateral Arrest | 54 |
| SRT Total: | 24 |
| | |
| Task Force Total: | 123 |
| | |
| SRT Plus Task Force Total: | 147 |

August SRT-Task Force Report

| | |
|-----------------------|-----------|
| Felony charges | 239 |
| Misdemeanor charges | 40 |
| Traffic charges | 4 |
| Narcotics arrests | 48 |
| Confiscations: | |
| Marijuana | 2.8 lbs |
| Meth | 5.6 lbs |
| Cocaine | 156 grams |
| Prescription pills | 128 pills |
| Handguns | 21 |
| Rifles | 7 |
| Recovered vehicles | 2 |
| Drug paraphernalia | 181 items |
| Currency seized | \$35,139 |

INTENSIVE PAROLE SUPERVISION

August 2020

| Type of Arrests | |
|------------------------|---|
| Firearms | 1 |
| Narcotics Arrests | 3 |
| Firearms and Narcotics | 2 |

Number of Arrests

| | Parole | Probation |
|----------------------|----------|-----------|
| Active Supervision | 2 | 3 |
| Absconders | | 1 |
| Collateral | | |
| Total Arrest: | 6 | |

CONFISCATIONS

| | |
|--------------------|------------|
| Marijuana | 1.2 pounds |
| Methamphetamine | 1 pound |
| Cocaine | 26 grams |
| MDMA/Xanax | 68 grams |
| Fentanyl | 12 grams |
| Handguns or Rifles | 4 |
| Currency | \$15,524 |

Community Service

Community Service - 2020

| Area | Cities Within Area | January | February | March | April | May | June | July | August | | September | October | November | December | Year End Totals |
|--------------|--|-----------------|-----------------|----------------|----------------|----------------|----------------|----------------|------------------------|-----------------|------------|------------|------------|------------|-----------------|
| | | | | | | | | | Number of Participants | Number of Hours | | | | | |
| 1 | Bentonville, Fayetteville | 641.7 | 990.5 | 990.5 | 48.0 | 81.0 | 227.0 | 636.5 | 87 | 792.0 | | | | | 4,407.2 |
| 2 | Harrison, Mountain Home, Salem, Mountain View, Berryville | 926.0 | 912.0 | 236.0 | 27.0 | 1,067.0 | 904.0 | 904.0 | 39 | 840.0 | | | | | 5,816.0 |
| 3 | Searcy, Newport, Walnut Ridge, Ash Flat, Heber Springs, Batesville, Pocahontas, Lonoke | 2,412.0 | 1,823.0 | 1,512.0 | 534.0 | 359.0 | 572.0 | 949.0 | 44 | 1,345.0 | | | | | 9,506.0 |
| 4 | Jonesboro, Paragould, Osceola | 719.0 | 552.6 | 396.0 | 133.0 | 24.0 | 91.5 | 184.0 | 7 | 77.0 | | | | | 2,177.1 |
| 5 | Fort Smith, Booneville, Clarksville, Ozark, Mena | 1,297.0 | 1,392.8 | 715.0 | 240.0 | 521.5 | 977.0 | 1,032.0 | 92 | 925.0 | | | | | 7,100.3 |
| 6 | Conway, Russellville, Morrilton, Danville | 1,486.0 | 957.0 | 515.8 | 244.0 | 0.0 | 29.0 | 71.0 | 35 | 713.1 | | | | | 4,015.9 |
| 8 | Little Rock, North Little Rock | 1,370.0 | 1,262.0 | 1,073.0 | 0.0 | 439.0 | 98.0 | 12.0 | 3 | 340.0 | | | | | 4,594.0 |
| 9 | Forrest City, Helena, West Memphis | 316.0 | 331.5 | 184.5 | 0.0 | 14.0 | 270.0 | 86.5 | 17 | 133.5 | | | | | 1,336.0 |
| 10 | Malvern, Benton, Sheridan, Arkadelphia, Hot Springs, Benton | 1,211.2 | 1,282.0 | 331.0 | 83.0 | 122.0 | 291.5 | 432.0 | 24 | 355.5 | | | | | 4,108.1 |
| 11 | Pine Bluff, Stuttgart, Monticello, Crossett | 671.9 | 813.0 | 333.0 | 140.0 | 330.0 | 425.8 | 309.0 | 37 | 333.0 | | | | | 3,355.7 |
| 12 | Texarkana, Ashdown, Hope, Lewisville, Nashville | 668.0 | 810.5 | 493.4 | 74.5 | 52.0 | 217.8 | 403.5 | 22 | 158.5 | | | | | 2,878.2 |
| 13 | Magnolia, El Dorado, Camden, Fordyce | 402.3 | 530.9 | 236.3 | 196.0 | 187.0 | 235.5 | 423.5 | 9 | 135.5 | | | | | 2,347.0 |
| TOTAL | | 12,121.1 | 11,657.8 | 7,016.5 | 1,719.5 | 3,196.5 | 4,339.1 | 5,443.0 | 416 | 6,148.1 | 0.0 | 0.0 | 0.0 | 0.0 | 51,641.5 |

August 2020 Litter Crew Report

| Area | Cities Within Area | Number of Participants | Number of Hours |
|--------------|--|------------------------|-----------------|
| Area 3 | Searcy, Newport, Walnut Ridge, Ash Flat, Heber Springs, Batesville, Pocahontas, Lonoke | 1 | 88.0 |
| Area 5 | Fort Smith, Booneville, Clarksville, Ozark, Mena | 1 | 2.0 |
| Area 6 | Conway, Russellville, Morrilton, Danville | 1 | 4.0 |
| TOTAL | | 3 | 94.0 |

There was no activity in the County Work Program during August.

Revocations

Revocation Events By Supervision Types and Area August 2020

| Area | Supervision Type | Revoked (Sent to ADC) | Revoked (Sent to CCC) | Revoked (Other) | New ADC/ CCC Sentence |
|----------------------------------|-----------------------------------|-----------------------|-----------------------|-----------------|-----------------------|
| Area 1-Fayetteville | Probation | 4 | | 5 | 2 |
| Area 2-Mountain Home | | 6 | 1 | 1 | 7 |
| Area 3-Searcy | | 12 | 4 | 10 | 2 |
| Area 4-Jonesboro | | 6 | 4 | 5 | 6 |
| Area 5-Fort Smith | | 2 | 1 | 1 | 6 |
| Area 6-Conway | | 17 | 5 | | 2 |
| Area 8-Little Rock | | 5 | | 20 | 4 |
| Area 9-West Memphis | | 3 | 1 | 1 | |
| Area 10-Hot Springs | | | 1 | 8 | 3 |
| Area 11-Pine Bluff | | 3 | | 1 | 1 |
| Area 12-Texarkana | | 10 | | 1 | |
| Area 13-El Dorado | | 2 | | 3 | 3 |
| Total by Supervision Type | Probation | 70 | 17 | 56 | 36 |
| Area 1-Fayetteville | Parole | 58 | | | 1 |
| Area 2-Mountain Home | | 28 | | | 2 |
| Area 3-Searcy | | 45 | | | 2 |
| Area 4-Jonesboro | | 33 | | | 2 |
| Area 5-Fort Smith | | 43 | | | 5 |
| Area 6-Conway | | 35 | | | 4 |
| Area 8-Little Rock | | 60 | | | 2 |
| Area 9-West Memphis | | 17 | | | 1 |
| Area 10-Hot Springs | | 30 | | | 2 |
| Area 11-Pine Bluff | | 26 | | | 5 |
| Area 12-Texarkana | | 23 | | | 5 |
| Area 13-El Dorado | | 11 | | | 1 |
| Total by Supervision Type | Parole | 409 | | | 32 |
| Area 3-Searcy | Pre-Trial | | | | 1 |
| Area 5-Fort Smith | | | | | 1 |
| Total by Supervision Type | Pre-Trial | | | | 2 |
| Area 1-Fayetteville | Suspended | | | 1 | 1 |
| Area 3-Searcy | | 2 | | 1 | 1 |
| Area 4-Jonesboro | | | | | 3 |
| Area 5-Fort Smith | | | | | 5 |
| Area 12-Texarkana | | | | | 1 |
| Area 13-El Dorado | | 1 | 1 | 1 | |
| Total by Supervision Type | Suspended | 3 | 1 | 3 | 11 |
| | TOTAL BY SUPERVISION EVENT | 482 | 18 | 59 | 81 |

Revocations

Parole Revocation Hearings and Outcomes during August 2020

| Hearing Outcome | Laws and Technical | Laws Only | No Violations Noted | Technical Only | Total By Hearing Outcome |
|--------------------------------|--------------------|-----------|---------------------|----------------|--------------------------|
| Deferred | 1 | 2 | 2 | 1 | 6 |
| Reinstate | 8 | 2 | | 3 | 13 |
| Revoked | 39 | 46 | | 10 | 95 |
| Waived | 292 | 23 | | 31 | 346 |
| Total By Violation Type | 340 | 73 | 2 | 45 | 460 |

Note: Excludes SSP Sanction Hearings

| ACT 1029 HEARINGS HELD | Total |
|----------------------------------|--------------|
| Deferred | 1 |
| Revoked | 21 |
| Waived | 7 |
| Total # ACT 1029 Hearings | 29 |

Note: Included in totals for Hearing Outcomes

Supervision Sanctions

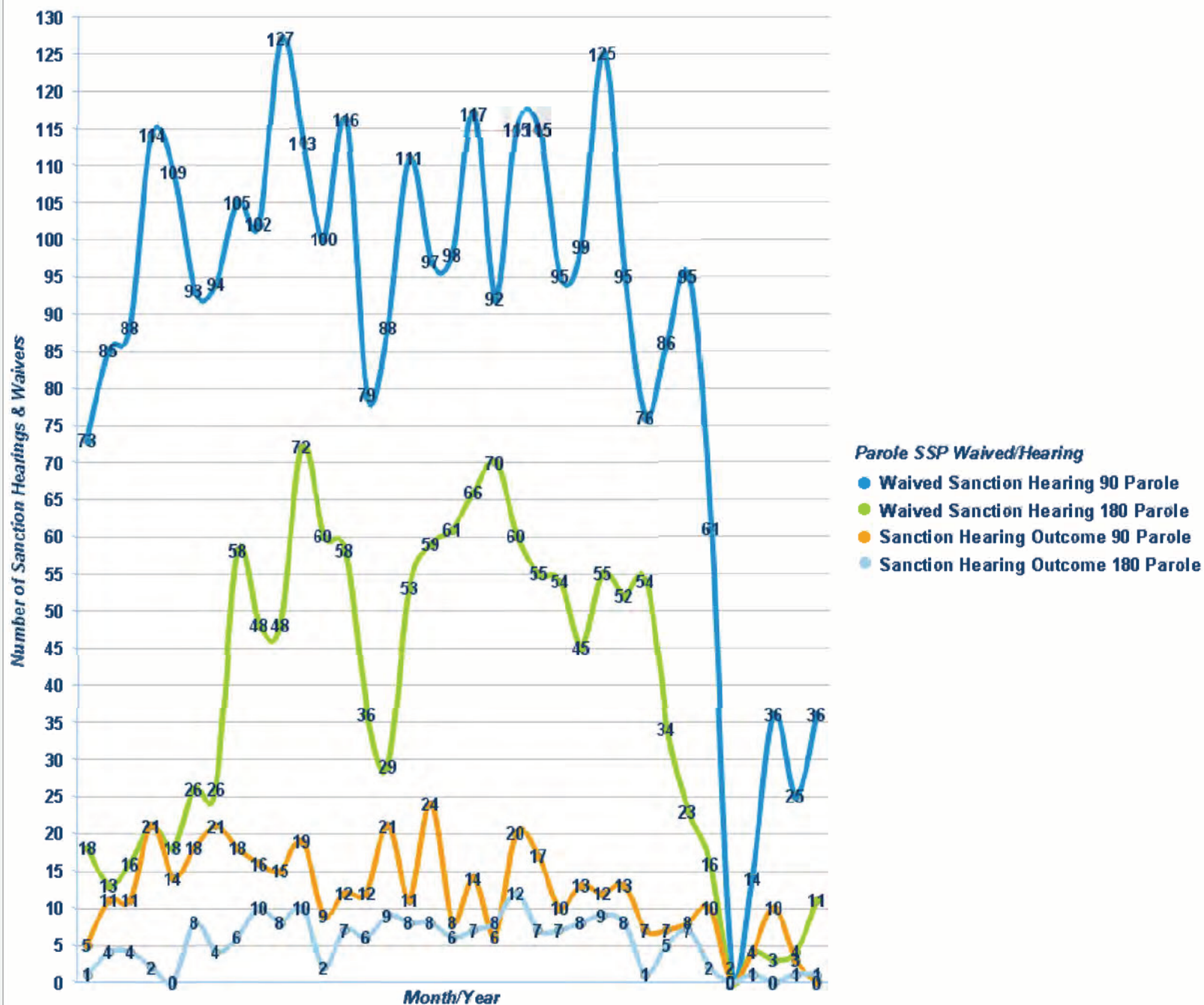
Supervision Sanction Hearings and Waivers

10/1/2017- 8/31/2020

| Sanction Hearing Outcome | Sanction Hearing Type | Parole | Probation | Sum: |
|------------------------------|--------------------------------|--------------|------------|--------------|
| Sanction Hearing Outcome 90 | Sanction Hearing | 420 | 13 | 433 |
| Sanction Hearing Outcome 180 | | 187 | 6 | 193 |
| Totals: | Sanction Hearing | 607 | 19 | 626 |
| Waived Sanction Hearing 90 | Waived Sanction Hearing | 3,075 | 288 | 3,363 |
| Waived Sanction Hearing 180 | | 1,326 | 47 | 1,373 |
| Totals: | Waived Sanction Hearing | 4,401 | 335 | 4,736 |
| | Overall Totals: | 5,008 | 354 | 5,362 |

Supervision Sanctions

Parole Sanction Hearings and Waivers to SSP



Drug Testing

Parole & Probation

Regular Probation and Parole

Positive Tests during August 2020

Offender Urine Tests this Period: 5,065

Number of Offenders Testing Positive: 2,015

| Drug Tested | Count |
|----------------------|-------|
| Methamphetamines | 1,288 |
| THC/Marijuana | 1,215 |
| Amphetamines | 821 |
| Benzodiazepines | 160 |
| Cocaine | 111 |
| Heroin/Opiates | 73 |
| Alcohol | 66 |
| Ethyl Glucuronide | 42 |
| Oxycodone | 39 |
| Ecstasy | 24 |
| Buprenorphine | 18 |
| Barbiturates | 15 |
| Hydrocodone | 15 |
| Morphine | 15 |
| Tramadol | 14 |
| Methadone | 13 |
| Fentanyl | 12 |
| K2 (SPICE) | 8 |
| Methadone Metabolite | 6 |
| Prescription Abuse | 5 |
| Propoxyphene | 5 |
| Crack | 4 |
| Other Hallucinogens | 3 |
| PCP | 3 |
| Creatinine | 2 |
| LSD | 2 |
| Cotinine | 1 |
| Heroin Metabolite | 1 |
| Inhalants | 1 |
| Methaqualone | 1 |
| Nicotine | 1 |
| pH | 1 |
| Speed | 1 |
| Total | 3,986 |

Drug Courts

Positive Tests during August 2020

Offender Urine Tests this Period: 4,020

Number of Offenders Testing Positive: 203

| Drug Tested | Count |
|----------------------|-------|
| Buprenorphine | 140 |
| Methamphetamines | 140 |
| THC/Marijuana | 127 |
| Amphetamines | 92 |
| Ethyl Glucuronide | 20 |
| Benzodiazepines | 16 |
| Alcohol | 11 |
| Fentanyl | 10 |
| Creatinine | 9 |
| Methadone | 9 |
| Tramadol | 9 |
| Ecstasy | 8 |
| Morphine | 7 |
| Oxycodone | 5 |
| Cocaine | 4 |
| Barbiturates | 2 |
| Heroin/Opiates | 2 |
| Methadone Metabolite | 1 |
| Total | 612 |

Specialty Courts

Positive Tests during August 2020

Offender Urine Tests this Period: 82

Number of Offenders Testing Positive: 19

| Drug Tested | Count |
|-------------------|-------|
| THC/Marijuana | 10 |
| Methamphetamines | 8 |
| Amphetamines | 6 |
| Ethyl Glucuronide | 3 |
| Benzodiazepines | 1 |
| Cocaine | 1 |
| Heroin/Opiates | 1 |
| Methadone | 1 |
| Tramadol | 1 |
| Total | 32 |