



**DIVISION OF
COMMUNITY
CORRECTION**

Director's Report

May 2020

Jerry Bradshaw, Director

From the Director

Precautions and adjustments continue to resonate throughout the state as ACC Parole and Probation Offices and Community Correction Centers address issues of maintaining a modicum of normalcy while working with offenders and completing the day-to-day functions of an officer, counselor, security staff or other staffer:

In Area 2 - Agent Cody Cassell and Officer Jimmy Carter conducted Firearms Refresher training in Mountain View and Agent Nick Mayfield conducted the same training in Mountain Home. Officers were



able to attend this training and practice COVID-19 precautions, including social distancing, thanks to the expertise of ACC's firearms instructors.

Also in Area 2, on several dates throughout April, supervisors and officers were able to attend a necessary ICOTS training event, which was conducted by Linda Mustafa or Barry Garland depending on the date and comply with COVID-19 safety recommendations thanks to the Relias Virtual Classroom. In addition to the ICOTS training, officers have taken this time to take several required and optional trainings through the Relias program.

In Area 8 staff do not have the luxury of having offenders from Community Service Work Crews available to clean building and grounds so staff has stepped up



and done their part in keeping the office clean

In Area 2 phone office visits have become commonplace in the past month. COVID-19 has affected every aspect of our lives, but staff continues to do the work that needs to be done. Officer safety has always been a priority, but that term has taken on new meaning in the past two months. Everything done has been carefully analyzed to ensure that social distancing and other precautions are being used to keep all safe.



In Area 10 the Benton office held a COVID-19 style staff meeting in the parking lot; followed by a COVID-19 conscious staff meeting featuring a cook out where

everyone maintained proper social distancing. This provided a great opportunity to update staff on recent policy changes and other issues with supervision that are part of our "new" norm.



The Northwest Center in Fayetteville was recognized by KLRC, a non-commercial Contemporary Christian music radio station based in Siloam Springs, that gave special recognition to healthcare workers who are working on the front lines of the COVID-19 crisis.

The medical staff at the Northwest Center were given gift bags to share with their co-workers filled with goodies from Chick-fil-A, Kyya Chocolate, and KLRC office supplies. LPN Tara Adams (at right) nominated staff by writing: "We are the medical care providers



for the corrections unit at the women's corrections unit at the NWA community corrections in Fayetteville. We work with women dealing with the daily struggles of being away from family, just finding Christ for the first time, not knowing what their future is, their reason for being here is not for us to know but to care for them none the less. We took an oath to do no harm and I can honestly say I work with some amazing caring ladies. They care no matter what. We are

blessed to serve a mighty God and to work for a company like Wellpath. To give the ladies here at this center the care they need and the care that they deserve. We enjoy listening to KLRC every chance that we can." Shown in the photograph at left is Cristy


Moore, LPN; Angela Sanders, MRC/CAN; Kari from KLRC and Sandra Stratton, RN, H.S.A.

At the East Central Center in West Memphis, each staff member gets screened before entering the facility and

much a part of the work program.



ECC also has added a new job structure and special project called Sisters of Sewing. There are about 30 residents working in the sewing room creating masks for residents and staff.



All 12 Area Parole and Probation offices received a \$1000 mini-grant from the Blue&You foundation for the purchase of an AED. An AED, or automated external defibrillator, is used to help those experiencing sudden cardiac arrest.

The garden has been planted at the Northeast Community Correction Center in Osceola and residents are keeping it weeded and watered as necessary.


In early April staff and residents paid tribute to Freda Allen, an advisor at the Northeast Community Correction Center, who had passed away from natural causes. The remembrance was held in the recreation yard at the facility.

each resident gets screened prior to entering a common area.

The East Central Center CWC Crew is still out in the community, although work hours are less than normal due to the impact of COVID-19, it is still very

In Area 10 AAM Krystle Williams had cupcakes delivered to the Hot Springs Parole and Probation Office for Admin. Appreciation Day for Admins. Becky Coster, Tracy Hall, and Roger Bright.

Fort Smith (Area 5) Administrative staff were recog-





nized with gifts for Administrative Appreciation day. Pictured are: from left to right, Julia McCoullough, Pauletta Martin, Angela Carter,

and JoAnn Montgomery. These ladies are a crucial part of the Fort Smith office.

An iPhone application aimed at recognizing child abuse was put onto the phones of ACC Sex Offender officers. To accompany the **Child Protector** application, training was distributed to sex offender officers statewide to include online Arkansas Mandated Reporter Training and the article, "Responding to Child Abuse During a Pandemic" published by the Zero Abuse Project. Additional Training is forthcoming. This was done with management's blessing as SOS recognized and voiced the need to ensure ACC officers are capable of recognizing and responding to abuse in all its forms: This is more imperative now than ever as citizens statewide are largely indoors, coupled with the in-home delivery of alcohol, financial stressors due to job loss, schools being dismissed/children in residence(s) continually, lack of access to mental health and abstinence maintenance programs, and many other factors, physical and sexual abuse of children and domestic violence will increase. As mandated reporters, ACC officers are required to report suspected abuse which largely depends on our ability to recognize abuse. This app could be of great assistance. The application is designed to assist Children's Protective Services, law enforcement and medical personnel when evaluating children who may have been physically abused. The application features:

- Realistic animations of how childhood injuries may happen, both accidental and inflicted. Injury types include bruises, burns, head injuries, fractures, and abdominal injuries
- Decision trees for use in determining likelihood of abuse, further investigative needs, and further medical testing for each of the injury types
- A library of more than 100 animations with

accompanying narration that depict the mechanisms of different types of injuries for children

- Descriptions of medical findings, the meaning of those findings, and how they can be used in investigative, legal or court processes
- History taking tools for both investigators and medical professionals

After a devastating tornado ripped through Jonesboro at the end of March, Area 4 staff stepped up and offered invaluable assistance. Those responding to the disaster were PPA Ashley Stuart, PPA Bryan Hook, PPA Ashley Beasley, PPA Kristy Robertson, PPO Allison Beard, PPO Jason Letner, PPO Cameron Sailor, PPO Christopher Shaver, PPO Jimmy Bruce, PPO Michael Hopkins and AD Cindy Richardson. At approximately 5 p.m. a tornado touched down in Jonesboro and ripped through businesses, overturned cars and damaged residential areas. The violent storm ended its 12.5 mile path leaving behind destruction. The National Weather Service determined that the tornado was an EF-3 with peak wind speeds of 140 mph.



Treatment Program Summary:

1,202 Probationers and Parolees were served in the general Substance Use Disorder Treatment Programs. Additionally 1,476 Participants were served in the Drug Court Treatment Programs, bringing the total number of offenders served to 2,678.

A total of 445 residents have agreed to participate in Medication Assisted Treatment (MAT) since the program started in 2018; 154 are discharged with follow up in progress in the community; and 22 have completed the program. Partnership is in effect with 54 community providers to continue MAT upon release.

General Treatment Program Summary (Non-Drug Court):

Substance Use Disorder Groups - 855 participants
 Case Management - 94 participants
 Continuing Care - 225 participants
 Domestic Violence Prevention - 8 participants
 Life Skills - 43 participants

Tobacco Use Treatment Groups - 11 participants

Reentry Facilities:

As of, April 30, ACC has 7 licensed reentry facilities with 256 total residents currently in Phases I-IV of the reentry facility program. There was a total of 38 reentry graduates this month.

During the month, 28 new residents were transferred into the reentry program, 5 resident started GED classes, 1 resident received their GED, and 9 residents started WAGE. A total of 27 reentry facility residents received their driver's license, 29 received an ID card, 31 received their Social Security card and 37 received birth certificates.

Reentry Officers:

In April, due to COVID19, there were no employment events held. 181 facility residents were reported to be employed and 16 residents were reported to be ineligible for employment at this time. Reentry officers did not report any education referrals that resulted in an education enrollment. Reentry officers conducted 219 reentry facility office visits, 104 Phase IV office visits, 28 Phase IV home visits, and 59 Pre-Parole Plan Verifications.

Transitional Housing:

A total of 19 licensed facilities with 622 ACC funded residents in the facilities.

Within the transitional facilities there are a total of 252 residents who have obtained full time employment.

This month, 4 residents reported to have enrolled in GED classes and 2 residents completed WAGE. There are 455 transitional housing facility residents reported to have received their GED or High School Diploma.

There is a total of 60 registered sex offenders living in the transitional facilities.

A total of 12 residents received their driver's license, 102 received an ID card, 95 received their SS card and 17 received birth certificates.

A total of 66 graduated the transitional housing program.

Employment:

In April, no in-person contacts were made due to COVID-19. Within the facilities there were a total of

636 residents reported to be employed full-time.

The Good Grid:

There are approximately 773 service providers registered in Good Grid, a total of 66,848 supervision accounts and 13,109 inmate registered accounts. There are currently 2,159 visible resumes. This month, 95 inmates and 305 supervision accounts were registered on the Good Grid.

Arkansas Works:

During the month there were approximately 642 individuals screened for the Arkansas Works program. There were a total 501 individuals who submitted application and 876 who enrolled in a "Qualified Health Plan" as reported by Eaton Agency.

Harbor House:

Currently, there are 17 recovery coaches trained to work with offenders. There are 224 ACC clients connected to a recovery coach. There are currently 9 recovery coaches embedded in various locations which include: Sebastian, Crittenden, Crawford, White, Garland, Craighead, Washington, Pulaski, Jefferson and Franklin counties.

Arkansas Baptist College partnered with ACC, Hidden Creek Reentry facility, Restore Hope, and Immanuel Baptist Church to provide the Crossroads Academy, a unique (six month) program that assists justice involved adults to move from crisis to career. The Crossroads Academy is currently serving the residents of Hidden Creek Reentry facility. Over a six month period, Crossroads Academy participants receive 24 hours of college credit from Arkansas Baptist College. Curriculum includes: Clifton Taulbert's Entrepreneurship Course, Authentic Manhood, Life Skills, Oral Communication and Financial Literacy, etc. In addition, the participants will:

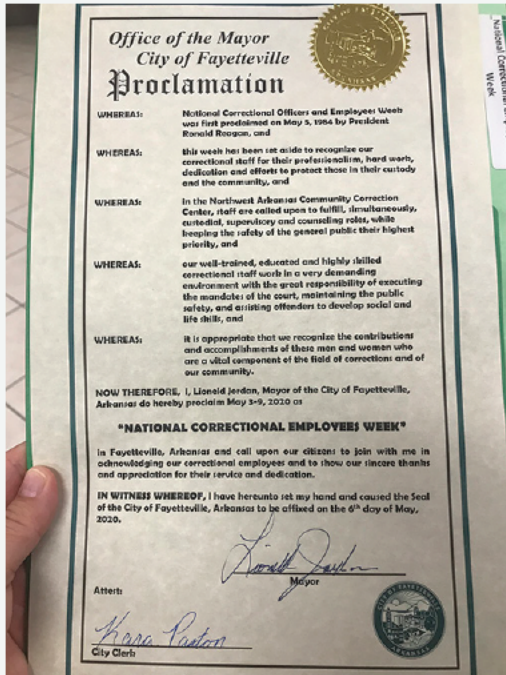
- Receive assistance in resolving court issues.
- Receive assistance in the process of getting their Driver's License or ID issued/reinstated with the State of Arkansas.
- Find full-time employment in the community.
- Work toward the purchase of a vehicle.
- Find suitable/stable housing.

The Program began in August 2019 and has served a total of 52 individuals from Hidden Creek Reentry Facility. To date there have been 18 graduates from the program to graduate with 100% employment, trans-

portation, and housing.

The first week of May each year is designated as Correctional Officers Appreciation week and employees at ACC centers across the state showed their appreciation of staff with special recognition and treats.

In Fayetteville where the Northwest Community Correction Center is located, Mayor Lioneld Jordan issued a proclamation recognizing correctional employees




and throughout the week, employees were treated to snack cakes, donuts and a barbecue.

At the Northeast Center in Osceola certificates noting worthwhile efforts were awarded and employees en-

joyed a breakfast and goodie bags and snacks.



Goodie bags and gifts also were presented to staff at the Omega Center in Malvern.



Fee Collections/Waivers

	Apr-19	May-19	Jun-19	Jul-19	Aug-19	Sep-19	Oct-19	Nov-19	Dec-19	Jan-20	Feb-20	Mar-20	Apr-20
Area 1 - Fayetteville													
Fees Possible	170,590	169,575	171,990	170,555	172,515	168,175	167,930	167,160	166,425	163,380	162,645	166,320	Fees Waived
Fees Collected	148,222	143,061	132,830	160,297	164,160	151,862	166,414	147,552	149,641	160,511	159,238	155,934	150,347
% Collected	87%	84%	77%	94%	95%	90%	99%	88%	90%	98%	98%	94%	N/A
% Paying Offenders	49%	49%	45%	52%	54%	53%	57%	54%	56%	59%	56%	54%	52%
% Employed	89%	90%	89%	89%	89%	89%	89%	89%	88%	88%	88%	87%	86%
Fees Converted	4,069	2,368	2,822	3,594	3,246	12,909	4,166	3,188	3,753	5,147	4,963	3,640	940
% Converted	2%	1%	2%	2%	2%	8%	2%	2%	2%	3%	3%	2%	1%
Fees Waived	7,350	6,440	5,460	4,690	5,320	4,900	5,425	5,285	5,285	4,725	4,200	3,955	166,145
% Waived	4%	4%	3%	3%	3%	3%	3%	3%	3%	3%	3%	2%	100%
Area 2 - Mountain Home													
Fees Possible	71,260	71,330	71,505	70,910	72,835	71,540	73,535	73,920	73,990	71,190	73,115	74,690	Fees Waived
Fees Collected	70,985	62,297	62,248	75,054	75,339	73,150	75,963	67,795	71,620	74,599	71,968	73,500	64,540
% Collected	100%	87%	87%	106%	103%	102%	103%	92%	97%	105%	98%	98%	N/A
% Paying Offenders	61%	58%	56%	64%	62%	63%	64%	60%	64%	69%	63%	61%	54%
% Employed	87%	88%	88%	88%	88%	85%	85%	85%	85%	85%	86%	84%	84%
Fees Converted	791	401	318	117	211	621	1,252	603	170	131	1,026	43	-
% Converted	1%	1%	0%	0%	0%	1%	2%	1%	0%	0%	1%	0%	0%
Fees Waived	980	560	595	525	770	770	770	700	700	630	490	455	73,780
% Waived	1%	1%	1%	1%	1%	1%	1%	1%	1%	1%	1%	1%	100%
Area 3 - Searcy													
Fees Possible	125,580	127,155	125,125	124,565	125,720	126,700	125,405	125,265	124,740	125,090	126,245	129,430	Fees Waived
Fees Collected	109,742	110,987	106,627	117,798	122,298	115,955	114,129	107,819	111,529	122,595	121,001	119,347	121,774
% Collected	87%	87%	85%	95%	97%	92%	91%	86%	89%	98%	96%	92%	N/A
% Paying Offenders	55%	54%	53%	58%	59%	58%	59%	57%	57%	62%	59%	56%	56%
% Employed	83%	83%	84%	83%	84%	85%	83%	83%	81%	81%	80%	80%	79%
Fees Converted	2,651	2,591	2,882	2,425	4,578	2,641	2,821	2,036	2,030	3,977	2,244	1,626	1,006
% Converted	2%	2%	2%	2%	4%	2%	2%	2%	2%	3%	2%	1%	1%
Fees Waived	5,740	5,355	5,005	4,690	5,075	4,970	5,425	5,460	5,180	5,320	5,145	4,830	129,885
% Waived	5%	4%	4%	4%	4%	4%	4%	4%	4%	4%	4%	4%	100%
Area 4 - Jonesboro													
Fees Possible	111,020	112,105	110,425	110,530	109,690	108,675	107,660	109,235	110,320	109,655	110,950	111,930	Fees Waived
Fees Collected	94,123	85,681	83,087	95,977	101,253	91,506	93,919	87,017	88,608	105,536	102,805	94,194	89,187
% Collected	85%	76%	75%	87%	92%	84%	87%	80%	80%	96%	93%	84%	N/A
% Paying Offenders	51%	48%	47%	53%	55%	54%	56%	53%	52%	58%	54%	52%	48%
% Employed	80%	81%	81%	82%	82%	83%	83%	82%	80%	80%	80%	78%	78%
Fees Converted	6,560	4,402	5,997	5,192	6,104	5,278	5,783	4,730	4,670	6,419	5,342	3,801	463
% Converted	6%	4%	5%	5%	6%	5%	5%	4%	4%	6%	5%	3%	0%
Fees Waived	8,575	8,155	7,350	6,510	6,195	6,020	6,825	6,545	6,055	6,090	5,775	5,320	110,810
% Waived	8%	7%	7%	6%	6%	6%	6%	6%	5%	6%	5%	5%	100%
Area 5 - Fort Smith													
Fees Possible	105,700	108,780	108,710	107,485	107,485	107,835	107,275	109,725	108,220	107,275	108,395	109,550	Fees Waived
Fees Collected	85,344	76,514	73,900	89,281	88,559	84,890	97,835	81,647	88,309	93,345	95,982	91,107	85,353
% Collected	81%	70%	68%	83%	82%	79%	91%	74%	82%	87%	89%	83%	N/A
% Paying Offenders	49%	45%	44%	50%	50%	49%	55%	49%	52%	54%	52%	51%	45%
% Employed	79%	80%	79%	79%	79%	78%	79%	78%	78%	78%	78%	77%	76%
Fees Converted	4,688	4,474	6,846	6,565	5,514	6,402	8,597	6,880	7,690	10,780	9,778	7,411	3,044
% Converted	4%	4%	6%	6%	5%	6%	8%	6%	7%	10%	9%	7%	3%
Fees Waived	9,975	9,345	9,485	8,330	8,645	7,595	8,260	7,910	7,560	6,475	5,775	5,180	111,860
% Waived	9%	9%	9%	8%	8%	7%	8%	7%	7%	6%	5%	5%	100%

	Apr-19	May-19	Jun-19	Jul-19	Aug-19	Sep-19	Oct-19	Nov-19	Dec-19	Jan-20	Feb-20	Mar-20	Apr-20
Area 12 - Texarkana													
Fees Possible	95,270	95,375	96,880	96,320	97,230	97,965	96,495	97,405	97,195	95,935	95,620	96,180	Fees Waived
Fees Collected	84,162	78,771	73,644	92,183	88,191	81,073	92,335	80,724	82,757	95,054	86,986	91,548	87,133
% Collected	88%	83%	76%	96%	91%	83%	96%	83%	85%	99%	91%	95%	N/A
% Paying Offenders	50%	48%	45%	55%	53%	50%	57%	52%	54%	60%	55%	55%	51%
% Employed	78%	77%	76%	77%	78%	79%	79%	79%	79%	78%	78%	77%	76%
Fees Converted	9,133	10,506	3,730	6,166	4,956	6,519	7,027	3,484	6,308	6,648	9,415	3,440	618
% Converted	10%	11%	4%	6%	5%	7%	7%	4%	6%	7%	10%	4%	1%
Fees Waived	2,975	2,765	2,975	3,010	2,485	2,625	2,520	2,695	2,345	2,520	2,415	2,415	94,710
% Waived	3%	3%	3%	3%	3%	3%	3%	3%	2%	3%	3%	3%	100%
Area 13 - El Dorado													
Fees Possible	58,905	59,815	59,710	59,535	58,135	57,295	58,240	59,360	58,730	58,520	58,835	59,920	Fees Waived
Fees Collected	47,067	50,351	49,861	53,014	48,396	57,391	51,195	44,271	50,492	53,101	51,495	56,083	43,282
% Collected	80%	84%	84%	89%	83%	100%	88%	75%	86%	91%	88%	94%	N/A
% Paying Offenders	49%	49%	51%	53%	53%	59%	56%	50%	56%	58%	54%	55%	44%
% Employed	68%	70%	69%	69%	71%	70%	71%	68%	70%	68%	67%	67%	66%
Fees Converted	1,712	1,714	1,377	653	486	900	1,300	1,208	892	2,006	1,080	1,264	96
% Converted	3%	3%	2%	1%	1%	2%	2%	2%	2%	3%	2%	2%	0%
Fees Waived	5,635	5,390	5,215	5,285	5,320	5,075	5,180	4,795	4,935	4,865	4,690	4,270	59,395
% Waived	10%	9%	9%	9%	9%	9%	9%	8%	8%	8%	8%	7%	100%
Grand Total													
Fees Possible	1,278,130	1,293,460	1,294,825	1,282,680	1,293,145	1,285,725	1,280,825	1,291,255	1,287,195	1,271,795	1,281,385	1,301,195	Fees Waived
Fees Collected	1,109,047	1,068,391	1,022,377	1,197,118	1,201,264	1,135,259	1,211,603	1,066,399	1,139,898	1,208,074	1,190,037	1,174,100	1,084,359
% Collected	87%	83%	79%	93%	93%	88%	95%	83%	89%	95%	93%	90%	N/A
% Paying Offenders	52%	51%	49%	55%	56%	55%	58%	54%	56%	60%	57%	55%	49%
% Employed	81%	81%	81%	81%	81%	81%	81%	80%	80%	79%	79%	78%	78%
Fees Converted	45,088	41,542	36,389	39,896	41,316	47,204	47,745	38,428	43,648	55,713	53,002	32,303	8,635
% Converted	4%	3%	3%	3%	3%	4%	4%	3%	3%	4%	4%	2%	1%
Fees Waived	64,610	58,100	56,420	52,045	53,830	51,485	55,405	53,060	51,940	49,280	47,565	45,220	1,299,585
% Waived	5%	4%	4%	4%	4%	4%	4%	4%	4%	4%	4%	3%	100%

Notes: April 2020 supervision fees were waived in response to COVID-19. Fees collected were applied to previous balances or shown as credits.

Fees Possible: The amount of supervision fees that can be collected per active/electronic monitoring supervision status of offenders for that month only. Does not include annual, pre-trial, and SIS.

Fees Collected: Actual amount of money collected that can be deposited in Special Revenue fund. Please keep in mind the amount collected could include an offender that pays three months in advance.

Fees Converted: Amount not included in Fees Collected. Represents the amount of money lost by conversions. If this money were collected instead of converted, it would be added to Fees Collected.

Fees Waived: Amount not included in Fees Collected. Represents the amount of money lost by waivers. If this money were collected instead of waived, it would be added to Fees Collected.

Center Populations

ARDOC
REPORT NO. IPTR500 - 18

ARKANSAS DEPARTMENT OF CORRECTION
ACC OPTION
STATEWIDE POPULATION REPORT

PAGE: 1 of 1
PROCESSED: 04/30/2020 12:32 AM
REQUESTOR: eOMIS

FOR: 04/30/2020

Location:	In Count	Out To:					Total	Capacity	% Capacity
		ORCU Hosp	Other Hosp	Furlough	Court				
Central AR CCC - Males/ Sanction Males*	2	0	0	0	0	2	0		
Central AR CCC - Males/Males	135	0	0	0	0	135	120		
Central AR CCC - Short Term Drug Court Treatment/Males	3	0	0	0	0	3	30		
Central AR CCC - Males Total	140	0	0	0	0	140	150	93.3%	
East Central AR CCC/Females	310	0	0	0	0	310	212		
East Central AR CCC-Females Drug Treatment/Females	17	0	0	0	0	17	50		
East Central AR CCC Supervision Sanction-Female/Females	16	0	0	0	0	16	88		
East Central AR CCC Total	343	0	0	0	0	343	350	98.0%	
NE AR CCC - Drug Treatment/Males	24	0	0	0	0	24	25		
NE AR CCC/Males	194	0	0	0	0	194	215		
NE AR CCC Total	218	0	0	0	0	218	240	90.8%	
NW AR CCC/Females	115	0	0	0	0	115	126		
NW AR CCC Total	115	0	0	0	0	115	126	91.3%	
Omega Supervision Sanction Center/90 Day PV in CCC Males	21	0	0	0	0	21	0		
Omega Supervision Sanction Center/Males	163	0	0	0	0	163	300		
Omega Supervision Sanction Center Total	184	0	0	0	0	184	300	61.3%	
SW AR CCC/Males	426	0	0	0	1	427	475		
SW AR Supervision Sanction Center/Males	0	0	0	0	0	0	50		
SW AR CCC Total	426	0	0	0	1	427	525	81.3%	
In Transit Count:	0								
TOTALS - UNIT COUNT	1,426	0	0	0	1	1,427			
					Male	969	1,215	79.8%	
					Female	458	476	96.2%	
					Total	1,427	1,691	84.4%	
County Jail Backup/Females Total	45	0	0	0	0	45			
County Jail Backup/Males Total	13	0	0	0	0	13			
TOTAL - NONAGENCY	58	0	0	0	0	58			
					Male	13			
					Female	45			
					Total	58			
Re-Entry Act 146 Total	246	0	0	0	0	246	0		
GRAND TOTAL	1,730	0	0	0	1	1,731			

Parole/Probation Population

Active:

includes current status of Active, Abscond and Electronic Monitoring

Inactive:

includes current status of Non Reporting, Unsupervised, SIS
(Suspended Imposition of Sentence), Incarcerated and Out to Other State

Statewide Totals by Current Supervision Status (Active and Inactive) as of May 4, 2020

Area	Active	Inactive	TOTAL
Area 1-Fayetteville	6,961	3,093	10,054
Area 2-Mountain Home	2,638	540	3,178
Area 3-Searcy	4,911	1,262	6,173
Area 4-Jonesboro	4,346	1,417	5,763
Area 5-Fort Smith	4,204	2,007	6,211
Area 6-Conway	3,795	1,027	4,822
Area 8-Little Rock	7,852	1,350	9,202
Area 9-West Memphis	2,290	328	2,618
Area 10-Hot Springs	4,405	819	5,224
Area 11-Pine Bluff	3,695	681	4,376
Area 12-Texarkana	3,699	1,143	4,842
Area 13-El Dorado	2,430	548	2,978
ISC	82	1,931	2,013
Statewide Totals by Status	51,308	16,146	67,454

Parole/Probation Population

Statewide Totals by Current Supervision Status as of **May 4, 2020**

Area	Active			Inactive					OVERALL TOTALS PER AREA
	Active (Direct Supv)	Electronic Monitoring (Direct)	Absconded	Incarcerated	Non-Reporting	Out to Other State	Unsupervised	Suspnd Imposition of Snt (SIS)	
Area 1-Fayetteville	5,428	25	1,508	406	1,002	551	340	794	10,054
Area 2-Mountain Home	2,232	8	398	119	129	118	102	72	3,178
Area 3-Searcy	4,136	2	773	131	270	221	86	554	6,173
Area 4-Jonesboro	3,398	7	941	115	154	175	90	883	5,763
Area 5-Fort Smith	3,515	16	673	110	338	69	106	1,384	6,211
Area 6-Conway	3,110	4	681	166	246	117	99	399	4,822
Area 8-Little Rock	6,035	61	1,756	249	533	70	234	264	9,202
Area 9-West Memphis	1,731	4	555	116	59	50	10	93	2,618
Area 10-Hot Springs	3,452	33	920	195	161	76	179	208	5,224
Area 11-Pine Bluff	2,812	21	862	154	64	56	150	257	4,376
Area 12-Texarkana	2,864	11	824	162	346	190	104	341	4,842
Area 13-El Dorado	1,886		544	135	83	27	78	225	2,978
ISC	2		80	41	79	1,811			2,013
Statewide Totals by Current Supervision Status	40,601	192	10,515	2,099	3,464	3,531	1,578	5,474	67,454

Offender Count Active Excluding Absconders

40,793

Explanation for "Current Supervision Status"

Active Supervision:

Offender is currently on Active/Direct Supervision Status.

Electronic Monitoring:

Offender is currently on an Electronic Monitor.

Incarcerated:

Offender is currently incarcerated including the following:

- Parole Holds (in state and out-of-state)
- ACT 570 Holds
- County Jail (including possible new charges—felony or misdemeanors—or serving commitments for traffic fines, court commitments, etc).

Non Reporting:

Drug Court offender currently in a Community Correction Center for sanction or court commitment, on detainer (federal or ICE hold), out-of-state, in CCC Residential Treatment, nursing home, hospital, or Arkansas State Hospital.

Out-To-Other-State:

Offender supervised out of Arkansas through Interstate Compact.

Unsupervised:

Parolee whose earned Good Time has met the requirements for unsupervised parole, probationers who received Unsupervised Sentence (e.g., five-year probation sentence specified as 3 years supervised and an additional 2 years unsupervised probation; or an unsupervised probation sentence which is common for misdemeanor offenses (e.g., 1 year unsupervised probation term).

Suspended Imposition of Sentence (SIS):

Offender received a suspended term of supervision.

Parole/Probation Population

Statewide Risk Levels by Caseload Types as of May 4, 2020

CURRENT RISK LEVELS	Parole	Probation	Drug Court	Hope Court	Mental Health Court	Veterans Court	Swift Courts	Pre Adjudicated	Pre Trial/ Drug Court	Pre Trial/ Pre-Adjudicated	Pre Trial/ Regular	Pre Trial/ Veterans Court	Suspended	Ext Sex Offender Supv	Totals
Maximum	3,116	1,101	136	7	3	4	6		1	1			241		4,616
Medium	10,183	10,271	837	49	12	23	26		6	42	1	1	1,047	2	22,500
Minimum	7,381	17,808	912	23	10	62	53	1	11	53	8	2	1,076		27,400
Annual Reporting	2,633	1,641	1				16						69		4,360
Unassigned	3,097	2,249	49	3	1	2	1		4	4	25		3,143		8,578
Sum:	26,410	33,070	1,935	82	26	91	102	1	22	100	34	3	5,576	2	67,454

CURRENT RISK LEVELS ASSIGNED EXPLANATION:

- Maximum- last risk level score as "High"
- Medium- last risk level score as "Medium"
- Minimum- last risk level score as "Low"
- Annual- identifies offenders that are supervised Annual Reporting
- Unassigned- no ARORA has been completed or offender is currently supervised as "Unsupervised" where the risk level was changed to unassigned

Statewide Risk Levels by Caseload Supervision Status as of May 4, 2020

RISK LEVELS BY CURRENT SUPERVISION STATUS	Maximum	Medium	Minimum	Annual Reporting	Unassigned	Sum:
Active (Direct Supv)	2,588	14,311	19,789	3,570	343	40,601
Electronic Monitoring (Direct)	65	106	19		2	192
Absconded	1,127	4,394	3,320	80	1,594	10,515
Incarcerated	271	801	466	11	550	2,099
Non-Reporting	235	1,083	958	14	1,174	3,464
Out to Other State	88	627	1,179	34	1,603	3,531
Unsupervised	9	154	606	582	227	1,578
Suspnd Imposition of Snt (SIS)	233	1,024	1,063	69	3,085	5,474
Sum:	4,616	22,500	27,400	4,360	8,578	67,454

Parole/Probation Population

Probation and Parole Gains and Losses in April 2020

Gains and Losses	Probation	Parole	Pre-Trial	Suspended	Sum:
Intakes	162	1,047	6	65	1,280
Sanction Release from SSP	17	269			286
Total Gains	179	1,316	6	65	1,566
Revocations/or New ADC or CCC Sentence	79	255		5	339
Sanction Incarceration SSP	1	2			3
Terminations	525	272	7	46	850
Total Losses	605	529	7	51	1,192

ACC Specialized Squads

Special Response Team

April SRT-Task Force Report	
Arrests:	
Absconders	27
Active Supervision	13
Collateral Arrest	33
SRT Total:	20
Task Force Total:	53
SRT Plus Task Force Total:	73

Area 8 Intensive Parole Supervision

No information to report during April.

April SRT-Task Force Report	
Felony charges	103
Misdemeanor charges	32
Traffic charges	4
Narcotics arrests	39
Confiscations:	
Marijuana	10.4 lbs
Meth	1 lb
Prescription pills	125 pills
Handguns	10
Rifles	2
Drug paraphernalia	75 items
Currency	\$28,000

Community Service

Community Service - 2020

Area	Cities Within Area	January	February	March	April		May	June	July	August	September	October	November	December	Year End Totals
					# of Participants	# of Hours									
1	Bentonville, Fayetteville	641.7	990.5	990.5	9	48.0									2,670.7
2	Harrison, Mountain Home, Salem, Mountain View, Berryville	926.0	912.0	236.0	2	27.0									2,101.0
3	Searcy, Newport, Walnut Ridge, Ash Flat, Heber Springs, Batesville, Pocahontas, Lonoke	2,412.0	1,823.0	1,512.0	26	534.0									6,281.0
4	Jonesboro, Paragould, Osceola	719.0	552.6	396.0	3	133.0									1,800.6
5	Fort Smith, Booneville, Clarksville, Ozark, Mena	1,297.0	1,392.8	715.0	36	240.0									3,644.8
6	Conway, Russellville, Morrilton, Danville	1,486.0	957.0	515.8	2	19.0									2,977.9
8	Little Rock, North Little Rock	1,370.0	1,262.0	1,073.0	0	0.0									3,705.0
9	Forrest City, Helena, West Memphis	316.0	331.5	184.5	0	0.0									832.0
10	Malvern, Benton, Sheridan, Arkadelphia, Hot Springs, Benton	1,211.2	1,282.0	331.0	6	83.0									2,907.1
11	Pine Bluff, Stuttgart, Monticello, Crossett	671.9	813.0	333.0	18	140.0									1,957.9
12	Texarkana, Ashdown, Hope, Lewisville, Nashville	668.0	810.5	493.4	7	74.5									2,046.4
13	Columbia, Union, Calhoun, Ouachita, Dallas, Cleveland	402.3	530.9	236.3	7	196.0									1,365.5
TOTAL		12,121.1	11,657.8	7,016.5	116	1,494.5	0.0	0.0	0.0	0.0	0.0	0.0	0.0	0.0	32,289.8

There was no activity on the Litter Crews nor the County Work Program during April.

Revocations

Revocation Events By Supervision Types and Area April 2020

Area	Supervision Type	Revoked (Sent to ADC)	Revoked (Sent to CCC)	Revoked (Other)	New ADC/ CCC Sentence
Area 1-Fayetteville	Probation	2		3	
Area 2-Mountain Home		3		1	
Area 3-Searcy		1	3	4	1
Area 4-Jonesboro		1	1	1	4
Area 5-Fort Smith		6			1
Area 6-Conway		8	1		
Area 8-Little Rock		4		6	
Area 9-West Memphis					1
Area 10-Hot Springs					1
Area 11-Pine Bluff		2	1	1	2
Area 12-Texarkana		15		1	
Area 13-El Dorado				3	1
Total by Supervision Type	Probation	42	6	20	11

Area 1-Fayetteville	Parole	40		2	1
Area 2-Mountain Home		12			
Area 3-Searcy		16			
Area 4-Jonesboro		15			6
Area 5-Fort Smith		23			3
Area 6-Conway		18			4
Area 8-Little Rock		41			2
Area 9-West Memphis		5			
Area 10-Hot Springs		19			1
Area 11-Pine Bluff		20			1
Area 12-Texarkana		14			2
Area 13-El Dorado		7			3
Total by Supervision Type	Parole	230		2	23

Area 1-Fayetteville	Suspended			1	
Area 3-Searcy					1
Area 5-Fort Smith					1
Area 10-Hot Springs					1
Area 11-Pine Bluff					1
Total by Supervision Type	Suspended			1	4

TOTAL BY SUPERVISION EVENT		272	6	23	38
-----------------------------------	--	------------	----------	-----------	-----------

Revocations

Parole Revocation Hearings and Outcomes April 2020

Hearing Outcome	Laws and Technical	Laws Only	No Violations Noted	Technical Only	Total By Hearing Outcome
Deferred	1		1	1	3
Reinstate	7	3		2	12
Revoked	28	51			79
Waived	145	21		19	185
Total By Violation Type	181	75	1	22	279

Note: Excludes SSP Sanction Hearings

ACT 1029 HEARINGS HELD	Total
Reinstate	1
Revoked	17
Waived	9
Total # ACT 1029 Hearings	27

Note: Included in totals for Hearing Outcomes

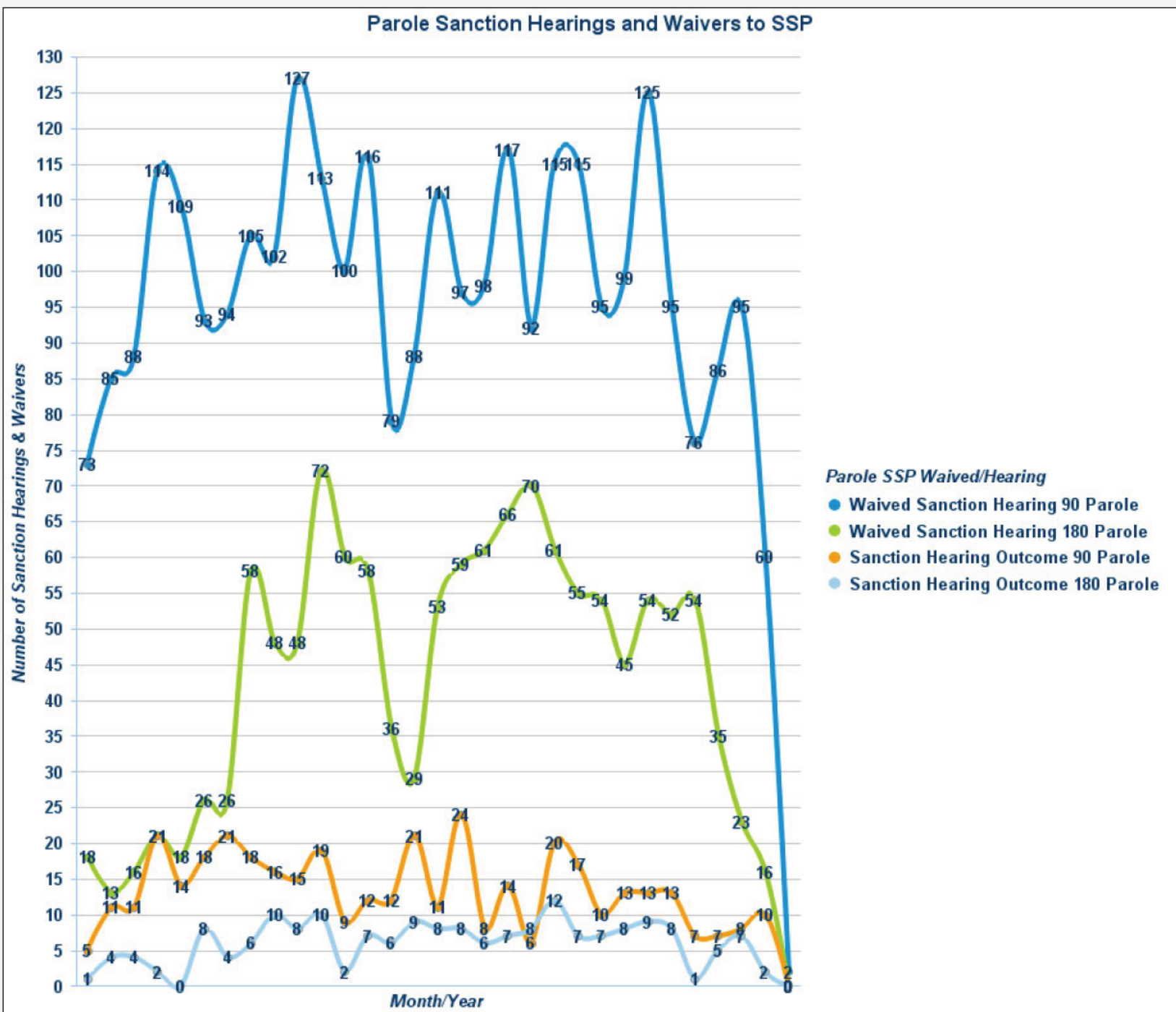
Supervision Sanctions

Supervision Sanction Hearings and Waivers

10/1/2017- 4/30/20

Sanction Hearing Outcome	Sanction Hearing Type	Parole	Probation	Sum:
Sanction Hearing Outcome 90	Sanction Hearing	404	10	414
Sanction Hearing Outcome 180		184	6	190
Totals:	Sanction Hearing	588	16	604
Waived Sanction Hearing 90	Waived Sanction Hearing	2,963	282	3,245
Waived Sanction Hearing 180		1,305	47	1,352
Totals:	Waived Sanction Hearing	4,268	329	4,597
Overall Totals:		4,856	345	5,201

Supervision Sanctions



Drug Testing

Parole & Probation

Regular Probation and Parole

Positive Tests during April 2020

Offender Urine Tests this Period: 245

Number of Offenders Testing Positive: 87

Drug Tested	Count
Methamphetamines	55
THC/Marijuana	38
Amphetamines	27
Alcohol	12
Benzodiazepines	5
Heroin/Opiates	4
Cocaine	2
Ecstasy	1
Ethyl Glucuronide	1
Methadone Metabolite	1
Total	146

Drug Courts

Positive Tests during April 2020

Offender Urine Tests this Period: 325

Number of Offenders Testing Positive: 48

Drug Tested	Count
Methamphetamines	38
Amphetamines	34
THC/Marijuana	21
Ethyl Glucuronide	14
Heroin/Opiates	6
Benzodiazepines	4
Ecstasy	4
Tramadol	3
Buprenorphine	2
Hydrocodone	2
Alcohol	1
Barbiturates	1
Cocaine	1
Methadone Metabolite	1
Methaqualone	1
Total	133

Specialty Courts

Positive Tests during April 2020

Offender Urine Tests this Period: 1

Number of Offenders Testing Positive: 1

Drug Tested	Count
Methamphetamines	1
Total	1