



**DIVISION OF
COMMUNITY
CORRECTION**

Director's Report

July 2020

Jerry Bradshaw, Director

From the Director

Intensive Parole Supervision (IPS) Agents Rodney Wright and Violet White are shown below moving into the new ACC offices on Pike Avenue in North Little Rock. Area 8 Parole and Probation (Pulaski County)



moved into the new offices in late June. The Parole/ Probation office was the first to move and will be followed by ACC's Central Office, the Parole Board, The Sentencing Commission and Jail Standards during July and August.

Intensive Parole Supervision officers received credible information that lead them to find weapons and drugs during a home visit. Items seized included 20 pounds of marijuana, 170 grams of suspected methamphetamine (at left), two fire-arms (one shown below) and \$18,000.



With a special request from the Harrison Police Department, officers from in the Harrison office (Area 2) staffed a citizen protest in early June helping to ensure that the protest, which was peaceful, was able to occur without issues. ACC officers primarily assisted with outside surveillance while working with the 14th Judicial Drug Task Force. The protest was non-eventful. Officers



HARRISON POLICE DEPARTMENT

P.O. Box 1715 · Harrison, AR 72602
 (870) 741-5463 Phone
 (870) 741-2147 Fax
 (870) 741-1678 Fax

Jerry Jackson
 Mayor

Chris Graddy
 Chief of Police



BOONE COUNTY SHERIFF
 Boone County Sheriff's Department
 5800 Law Drive Harrison, AR 72601
 870-741-8404 FAX: 870-429-1617

Assistant Area Manager Probation and Parole
 Danyaile Willing


We would like to reach out and personally thank your department and employees for coming to our assistance during the protests conducted last week. There was a lot of concern and fear spread by social media. The community we serve was well protected by the multiple agency team put in place. We have received numerous compliments on the way all participating agencies dealt with this situation.


Our nation is definitely in strained times for law enforcement. Our community is still an area of the state where calm temperaments prevail. It couldn't have been more evident than the peaceful demonstrations last week. It was so nice to see all agencies working in harmony for the betterment of the community and state.

The assignment of your officers to these protests were instrumental in the success of this event.


 Police Chief Chris Graddy


 Fire Chief Marc Lowery


 Sheriff Tim Roberson


 Mayor Jerry Jackson

who assisted were Brad Duck, Jason Horton, Ashley Duke and Shaun Wiseman. The Harrison Police Department has expressed their gratitude for the help from ACC officers with a thank you note (above).

Management staff in Area 5 (Fort Smith) are working to ensure staff feel appreciated and are giving quarterly awards to employees who are excelling with service to the agency and the community. During the 4th quarter of 2019 awards were given to:

Officer Award: Johnny Spickelmier - a leader in the Fort Smith office and is viewed as such by officers, support staff and supervisors. In addition to his regular duties, he coordinates all the transports for the area and regularly assists other officers.

Support Staff Award- Steven Free - always there to help when needed. He brings a calming presence and comedy to the Mena Office.

Area Managers Award- Jerrica Dutton- excelled in her short time being in Area 5. She always jumps in to help whenever and wherever she is needed. She handled all the violation reports on probation cases and helped out in the Clarksville office when they were shorthanded.

For the 1st quarter of 2020:

Officer Award- Kyla Payton - jumped in, without being asked and assisted with a caseload from an officer who is no longer employed. She made phone calls, home visits, did violation reports and whatever needed to be done to help in an office that was short-staffed.

Support Staff Award- Dyiana Kane - the heartbeat of the Booneville office. She is the first person you see when you walk in the door and is pleasant and welcoming to all. She not only works the front but handles the intakes, field reports and all the health screenings for the office.

Area Managers Award- Angela Carter - took the lead on entering Sebastian/Crawford County SIS/Probation cases that were previously not entered into eOMIS.

Area 2 Agent Cody Gilbert is shown below checking on one of his maximum risk offenders in Marion County. Officers often go to great lengths to complete a home visit.



A home visit was carried out in Sheridan (Area 10) when it was learned that an offender had provided marijuana to a juvenile. Agents Christine Zimmerman and Kerri McBroome worked with the Department of Human Services and area law enforcement during a visit to a home occupied by two probationers and a juvenile. Drugs and weapons were found during the search and the two probationers were arrested.

The Sex Offender Aftercare Program conducted a compliance operation in Lonoke County, spearheaded by Agent Brandy Lewis-Graham in coordination with the Lonoke County Sheriff's Department. Twenty-five sex offender verifications were completed. Of those, seven sex offenders were found to be non-complaint giving the operation a 72% compliance rate. Of those non-compliant, the issues included residence with minor(s), moved without permission, refusal to open door and suspected child pornography with failure to report use of social media. A second compliance check is expected at a later date.

Treatment Program Summary:

922 Probationers and Parolees were served in the general Substance Use Disorder Treatment Programs. Additionally 1,354 participants were served in the Drug Court treatment programs, bringing the total served to 2,276.

A total of 458 residents have agreed to participate in Medication Assisted Treatment (MAT) since the program started in July 2018; 163 are discharged with follow up in progress in the community; and 26 have completed the program. Partnership is in effect with 56 Community Providers to continue MAT upon release from the Centers.

General Treatment Program Summary (Non-Drug Court):

substance use disorder treatment groups had 650 participants;
case management had 88 participants;
continuing care had 158 participants;
domestic violence prevention had 8 participants;
life skills had 34 participants; and
tobacco use treatment groups had 9 participants.

Substance Abuse Program Leaders (SAPL) in Area 4 met with representatives of Arkansas Northeast Community College (ANCC) to explore a partnership that includes ANCC providing GED, job placement, and

other services to offenders in the Blytheville area due to Goodwill in the area shutting down.

Treatment staff continue phone contacts and Zoom educational and therapeutic sessions as available.

Reentry Facilities:

ACC has seven licensed reentry facilities with 249 residents currently in phases I-IV of the reentry facility program with 20 reentry offenders graduating during June and 28 new residents transferring in to the program. Among residents in the program, one started GED classes and two received their GED. Also, 29 obtained a driver's license, 23 obtained an ID card, 20 obtained their Social Security card and 20 obtained birth certificates.

Reentry Officers conducted 242 reentry facility office visits, 109 Phase IV office visits, 34 Phase IV home visits, and 84 pre-parole plan verifications. Reentry officers also made 70 community contacts within their assigned area during the month.

Transitional Housing:

Among offenders in transitional housing, 227 have obtained full time employment. Also, one offender enrolled in GED classes, one completed GED, and four residents completed WAGE - Workforce Alliance for Growth in the Economy, or WAGE™, - which is a job readiness and job retention training program admin-

istered by the Arkansas Department of Workforce Services to improve the basic skills of the unemployed labor pool and under-skilled workforce. The WAGE™ program helps students who have a goal of obtaining or retaining a job, improving their skill level to gain improved employment, or entering next-level workplace training. There are six WAGE™ certificates that can be earned. The Employability certificate is the core. Additional certificates in specific areas may be earned and stacked on top of the Employability certificate.


There are 50 registered sex offenders living in the transitional facilities.

The Good Grid:

There are approximately 835 service providers registered in Good Grid, a total of 67,219 supervision accounts and 12,421 inmate registered accounts. There are currently 2,159 visible resumes. This month, 95 inmates and 549 supervision accounts were registered on The Good Grid.

There were 758 individuals who submitted application and 810 who enrolled in a "Qualified Health Plan" as reported by Eaton Agency.

Currently, there are recovery coaches working in Rogers, Fayetteville, Fort Smith, Clarksville, Russellville, Booneville, Ozark, West Memphis, Hot Springs and Texarkana.



East Central Arkansas Center Community Work Crew workers show off the first vegetable harvested from their garden, a zucchini (above right). Residents have been working hard on getting their garden to grow and currently have more than 32 different fruits and vegetables growing. The residents enjoy learning from Sgt. Marcus Burton all about how to successfully garden.

Residential Centers June Statistics Report At A Glance

Resident admissions:

CAC: 16
ECAC: 36
NEAC: 18
NWAC: NA
OMEGA: 163
SWAC: N/A

Resident Releases:

CAC: 21
ECAC: 52
NEAC: 33
NWAC: N/A
OMEGA: 120
SWAC: 58

Affordable Healthcare Enrollment:

CAC: 21
ECAC: 0
NEAC: N/A
NWAC: N/A
OMEGA: 55
SWAC: 0

Wage Class Enrollment:

CAC: 0
ECAC: 0
NEAC: N/A
NWAC: N/A
OMEGA: 0
SWAC: 0

Shorter College Enrollment:

CAC: 19
ECAC: 59
NEAC: 0
NWAC: N/A
SWAC: N/A
OMEGA: 0

Henderson State University

Enrollment:
OMEGA: 0

Exodus Enrollment:

CAC: 0
ECAC: 0

Good Grid Enrollment:

CAC: 11
ECAC: 120
NEAC: 33
NWAC: N/A
OMEGA: 46
SWAC: 19

Photo IDs issued:

CAC: 0
ECAC: 0
NEAC: 3
NWAC: 2
OMEGA: 0
SWAC: 0

Drivers Licenses Obtained:

CAC: 0
ECAC: 0
NEAC: 7
NWAC: 4
OMEGA: 0
SWAC: 0

MAT Participants:

CAC: 3
ECAC: 28
NEAC: 0
NWAC: 9
OMEGA: 0
SWAC: 9

MADD Class completions:

CAC: 1
ECAC: 0
NEAC: 2
NWAC: 2
OMEGA: 0
SWAC: 0

Number of Volunteers:

CAC: 0
ECAC: 0
NEAC: 1
NWAC: 0
OMEGA: 0
SWAC: 2

Number of Volunteer hours:

CAC: 0
ECAC: 0
NEAC: 8
NWAC: 0
OMEGA: 0
SWAC: 148

GED Enrollment:

CAC: 15
ECAC: 0
NEAC: 45
NWAC: 0
OMEGA: 0
SWAC: 85

GED Completed:

CAC: 0
ECAC: 0
NEAC: 3
NWAC: 0
OMEGA: 0
SWAC: 7

AA/NA Attendance:

CAC: 0
ECAC: 0
NEAC: 0
NWAC: 0
OMEGA: 0
SWAC: 0

Celebrate Recovery Attendance:

CAC: 0
ECAC: 0
NEAC: 0
NWAC: 0
OMEGA: 0
SWAC: 0

Fee Collections/Waivers

	Jun-19	Jul-19	Aug-19	Sep-19	Oct-19	Nov-19	Dec-19	Jan-20	Feb-20	Mar-20	Apr-20	May-20	Jun-20
Area 1 - Fayetteville													
Fees Possible	171,990	170,555	172,515	168,175	167,930	167,160	166,425	163,380	162,645	166,320	Waived	162,855	165,830
Fees Collected	132,830	160,297	164,160	151,862	166,414	147,552	149,641	160,511	159,238	155,934	150,347	147,534	125,527
% Collected	77%	94%	95%	90%	99%	88%	90%	98%	98%	94%	N/A	91%	76%
% Paying Offenders	45%	52%	54%	53%	57%	54%	56%	59%	56%	54%	52%	50%	43%
% Employed	89%	89%	89%	89%	89%	89%	88%	88%	88%	87%	86%	87%	87%
Fees Converted	2,822	3,594	3,246	12,909	4,166	3,188	3,753	5,147	4,963	3,640	940	626	637
% Converted	2%	2%	2%	8%	2%	2%	2%	3%	3%	2%	1%	0%	0%
Fees Waived	5,460	4,690	5,320	4,900	5,425	5,285	5,285	4,725	4,200	3,955	166,145	3,360	3,115
% Waived	3%	3%	3%	3%	3%	3%	3%	3%	3%	2%	100%	2%	2%
Area 2 - Mountain Home													
Fees Possible	71,505	70,910	72,835	71,540	73,535	73,920	73,990	71,190	73,115	74,690	Waived	74,165	74,200
Fees Collected	62,248	75,054	75,339	73,150	75,963	67,795	71,620	74,599	71,968	73,500	64,540	76,566	65,146
% Collected	87%	106%	103%	102%	103%	92%	97%	105%	98%	98%	N/A	103%	88%
% Paying Offenders	56%	64%	62%	63%	64%	60%	64%	69%	63%	61%	54%	56%	53%
% Employed	88%	88%	88%	85%	85%	85%	85%	85%	86%	84%	84%	83%	82%
Fees Converted	318	117	211	621	1,252	603	170	131	1,026	43	-	-	266
% Converted	0%	0%	0%	1%	2%	1%	0%	0%	1%	0%	0%	0%	0%
Fees Waived	595	525	770	770	770	700	700	630	490	455	73,780	455	490
% Waived	1%	1%	1%	1%	1%	1%	1%	1%	1%	1%	100%	1%	1%
Area 3 - Searcy													
Fees Possible	125,125	124,565	125,720	126,700	125,405	125,265	124,740	125,090	126,245	129,430	Waived	129,955	128,590
Fees Collected	106,627	117,798	122,298	115,955	114,129	107,819	111,529	122,595	121,001	119,347	121,774	114,648	98,522
% Collected	85%	95%	97%	92%	91%	86%	89%	98%	96%	92%	N/A	88%	77%
% Paying Offenders	53%	58%	59%	58%	59%	57%	57%	62%	59%	56%	56%	50%	46%
% Employed	84%	83%	84%	85%	83%	83%	81%	81%	80%	80%	79%	78%	78%
Fees Converted	2,882	2,425	4,578	2,641	2,821	2,036	2,030	3,977	2,244	1,626	1,006	355	810
% Converted	2%	2%	4%	2%	2%	2%	2%	3%	2%	1%	1%	0%	1%
Fees Waived	5,005	4,690	5,075	4,970	5,425	5,460	5,180	5,320	5,145	4,830	129,885	5,005	5,075
% Waived	4%	4%	4%	4%	4%	4%	4%	4%	4%	4%	100%	4%	4%
Area 4 - Jonesboro													
Fees Possible	110,425	110,530	109,690	108,675	107,660	109,235	110,320	109,655	110,950	111,930	Waived	109,900	107,835
Fees Collected	83,087	95,977	101,253	91,506	93,919	87,017	88,608	105,536	102,805	94,194	89,187	93,211	70,656
% Collected	75%	87%	92%	84%	87%	80%	80%	96%	93%	84%	N/A	85%	66%
% Paying Offenders	47%	53%	55%	54%	56%	53%	52%	58%	54%	52%	48%	49%	41%
% Employed	81%	82%	82%	83%	83%	82%	80%	80%	80%	78%	78%	76%	76%
Fees Converted	5,997	5,192	6,104	5,278	5,783	4,730	4,670	6,419	5,342	3,801	463	160	751
% Converted	5%	5%	6%	5%	5%	4%	4%	6%	5%	3%	0%	0%	1%
Fees Waived	7,350	6,510	6,195	6,020	6,825	6,545	6,055	6,090	5,775	5,320	110,810	4,900	4,585
% Waived	7%	6%	6%	6%	6%	6%	5%	6%	5%	5%	100%	4%	4%
Area 5 - Fort Smith													
Fees Possible	108,710	107,485	107,485	107,835	107,275	109,725	108,220	107,275	108,395	109,550	Waived	112,875	112,350
Fees Collected	73,900	89,281	88,559	84,890	97,835	81,647	88,309	93,345	95,982	91,107	85,353	85,813	76,448
% Collected	68%	83%	82%	79%	91%	74%	82%	87%	89%	83%	N/A	76%	68%
% Paying Offenders	44%	50%	50%	49%	55%	49%	52%	54%	52%	51%	45%	45%	40%
% Employed	79%	79%	79%	78%	79%	78%	78%	78%	78%	77%	76%	75%	75%
Fees Converted	6,846	6,565	5,514	6,402	8,597	6,880	7,690	10,780	9,778	7,411	3,044	4,180	8,343
% Converted	6%	6%	5%	6%	8%	6%	7%	10%	9%	7%	3%	4%	7%
Fees Waived	9,485	8,330	8,645	7,595	8,260	7,910	7,560	6,475	5,775	5,180	111,860	4,235	3,710
% Waived	9%	8%	8%	7%	8%	7%	7%	6%	5%	5%	100%	4%	3%

	Jun-19	Jul-19	Aug-19	Sep-19	Oct-19	Nov-19	Dec-19	Jan-20	Feb-20	Mar-20	Apr-20	May-20	Jun-20
Area 6 - Conway													
Fees Possible	101,465	100,940	101,325	99,820	99,470	100,170	100,975	98,700	97,860	100,660	Waived	101,535	105,980
Fees Collected	87,224	99,929	102,991	88,065	102,678	85,625	96,929	95,563	100,439	95,115	87,588	93,350	77,900
% Collected	86%	99%	102%	88%	103%	85%	96%	97%	103%	94%	N/A	92%	74%
% Paying Offenders	52%	57%	60%	55%	63%	54%	61%	62%	60%	57%	49%	50%	44%
% Employed	81%	81%	80%	80%	80%	80%	78%	79%	79%	78%	77%	76%	76%
Fees Converted	1,418	3,736	2,244	1,621	2,204	3,019	3,497	5,519	3,083	1,642	520	390	760
% Converted	1%	4%	2%	2%	2%	3%	3%	6%	3%	2%	1%	0%	1%
Fees Waived	1,750	1,505	1,715	1,715	1,890	2,135	2,380	2,100	1,960	1,750	101,745	1,540	1,470
% Waived	2%	1%	2%	2%	2%	2%	2%	2%	2%	2%	100%	2%	1%
Area 8 - Little Rock													
Fees Possible	197,120	193,550	195,930	194,565	195,440	196,490	195,405	193,515	194,880	197,925	Waived	194,565	193,235
Fees Collected	154,302	175,482	177,626	171,984	183,205	156,973	174,943	174,109	176,722	169,008	144,876	150,877	132,093
% Collected	78%	91%	91%	88%	94%	80%	90%	90%	91%	85%	N/A	78%	68%
% Paying Offenders	48%	53%	54%	53%	57%	51%	55%	57%	55%	51%	44%	42%	39%
% Employed	82%	81%	82%	81%	82%	81%	80%	79%	79%	79%	79%	78%	77%
Fees Converted	1,215	2,819	2,197	2,176	2,149	1,440	1,571	2,156	1,272	2,202	-	136	70
% Converted	1%	1%	1%	1%	1%	1%	1%	1%	1%	1%	0%	0%	0%
Fees Waived	8,365	7,385	8,050	7,420	8,295	7,280	7,210	6,615	7,035	6,685	195,930	5,320	4,830
% Waived	4%	4%	4%	4%	4%	4%	4%	3%	4%	3%	100%	3%	2%
Area 9 - West Memphis													
Fees Possible	61,600	58,800	58,905	59,605	58,800	59,115	59,500	58,870	58,170	58,765	Waived	58,380	56,350
Fees Collected	47,348	58,459	52,900	51,129	53,313	49,142	50,523	53,647	50,061	55,166	44,195	45,167	42,292
% Collected	77%	99%	90%	86%	91%	83%	85%	91%	86%	94%	N/A	77%	75%
% Paying Offenders	47%	57%	55%	53%	56%	52%	52%	56%	52%	54%	44%	43%	44%
% Employed	67%	67%	68%	69%	69%	68%	68%	68%	68%	68%	67%	67%	67%
Fees Converted	3,947	2,621	3,110	2,364	2,955	2,298	3,838	3,120	3,774	2,250	221	130	2,274
% Converted	6%	4%	5%	4%	5%	4%	6%	5%	6%	4%	0%	0%	4%
Fees Waived	2,415	2,380	2,695	2,835	2,835	2,730	2,730	2,695	2,765	2,765	58,940	2,625	2,310
% Waived	4%	4%	5%	5%	5%	5%	5%	5%	5%	5%	100%	4%	4%
Area 10 - Hot Springs													
Fees Possible	105,070	105,140	107,975	107,135	105,840	108,010	106,645	106,995	109,970	110,670	Waived	111,440	110,005
Fees Collected	82,190	100,188	97,463	91,457	98,733	87,776	98,319	101,866	96,430	94,984	92,903	95,227	82,392
% Collected	78%	95%	90%	85%	93%	81%	92%	95%	88%	86%	N/A	85%	75%
% Paying Offenders	49%	56%	56%	56%	59%	54%	59%	62%	58%	56%	53%	51%	46%
% Employed	81%	80%	79%	78%	79%	78%	78%	79%	78%	77%	77%	76%	76%
Fees Converted	2,205	3,145	2,826	2,635	4,583	4,442	3,133	4,320	4,700	2,128	360	239	733
% Converted	2%	3%	3%	2%	4%	4%	3%	4%	4%	2%	0%	0%	1%
Fees Waived	6,055	6,055	5,880	5,775	6,265	5,950	6,090	5,845	5,950	6,125	109,585	5,985	5,530
% Waived	6%	6%	5%	5%	6%	6%	6%	5%	5%	6%	100%	5%	5%
Area 11 - Pine Bluff													
Fees Possible	85,225	84,350	85,400	86,415	84,735	85,400	85,050	82,670	84,700	85,155	Waived	87,395	85,715
Fees Collected	69,117	79,457	82,087	76,795	81,886	70,060	76,228	78,148	76,910	78,112	73,181	70,528	66,140
% Collected	81%	94%	96%	89%	97%	82%	90%	95%	91%	92%	N/A	81%	77%
% Paying Offenders	55%	62%	63%	60%	64%	57%	61%	63%	60%	58%	51%	49%	47%
% Employed	74%	75%	75%	74%	74%	74%	73%	72%	72%	72%	71%	71%	71%
Fees Converted	3,633	2,864	5,844	3,138	4,910	5,100	6,097	5,491	6,328	2,856	1,368	2,977	3,029
% Converted	4%	3%	7%	4%	6%	6%	7%	7%	7%	3%	2%	3%	4%
Fees Waived	1,750	1,680	1,680	1,785	1,715	1,575	1,470	1,400	1,365	1,470	86,800	1,365	1,225
% Waived	2%	2%	2%	2%	2%	2%	2%	2%	2%	2%	100%	2%	1%

	Jun-19	Jul-19	Aug-19	Sep-19	Oct-19	Nov-19	Dec-19	Jan-20	Feb-20	Mar-20	Apr-20	May-20	Jun-20
Area 12 - Texarkana													
Fees Possible	96,880	96,320	97,230	97,965	96,495	97,405	97,195	95,935	95,620	96,180	Waived	93,835	94,570
Fees Collected	73,644	92,183	88,191	81,073	92,335	80,724	82,757	95,054	86,986	91,548	87,133	83,805	71,956
% Collected	76%	96%	91%	83%	96%	83%	85%	99%	91%	95%	N/A	89%	76%
% Paying Offenders	45%	55%	53%	50%	57%	52%	54%	60%	55%	55%	51%	49%	43%
% Employed	76%	77%	78%	79%	79%	79%	79%	78%	78%	77%	76%	74%	74%
Fees Converted	3,730	6,166	4,956	6,519	7,027	3,484	6,308	6,648	9,415	3,440	618	160	1,677
% Converted	4%	6%	5%	7%	7%	4%	6%	7%	10%	4%	1%	0%	2%
Fees Waived	2,975	3,010	2,485	2,625	2,520	2,695	2,345	2,520	2,415	2,415	94,710	2,310	2,625
% Waived	3%	3%	3%	3%	3%	3%	2%	3%	3%	3%	100%	2%	3%
Area 13 - El Dorado													
Fees Possible	59,710	59,535	58,135	57,295	58,240	59,360	58,730	58,520	58,835	59,920	Waived	58,415	57,260
Fees Collected	49,861	53,014	48,396	57,391	51,195	44,271	50,492	53,101	51,495	56,083	43,282	48,569	47,984
% Collected	84%	89%	83%	100%	88%	75%	86%	91%	88%	94%	N/A	83%	84%
% Paying Offenders	51%	53%	53%	59%	56%	50%	56%	58%	54%	55%	44%	48%	48%
% Employed	69%	69%	71%	70%	71%	68%	70%	68%	67%	67%	66%	65%	65%
Fees Converted	1,377	653	486	900	1,300	1,208	892	2,006	1,080	1,264	96	470	1,370
% Converted	2%	1%	1%	2%	2%	2%	2%	3%	2%	2%	0%	1%	2%
Fees Waived	5,215	5,285	5,320	5,075	5,180	4,795	4,935	4,865	4,690	4,270	59,395	4,410	3,745
% Waived	9%	9%	9%	9%	9%	8%	8%	8%	8%	7%	100%	8%	7%
Grand Total													
Fees Possible	1,294,825	1,282,680	1,293,145	1,285,725	1,280,825	1,291,255	1,287,195	1,271,795	1,281,385	1,301,195	Waived	1,295,315	1,291,920
Fees Collected	1,022,377	1,197,118	1,201,264	1,135,259	1,211,603	1,066,399	1,139,898	1,208,074	1,190,037	1,174,100	1,084,359	1,105,295	957,055
% Collected	79%	93%	93%	88%	95%	83%	89%	95%	93%	90%	N/A	85%	74%
% Paying Offenders	49%	55%	56%	55%	58%	54%	56%	60%	57%	55%	49%	48%	44%
% Employed	81%	81%	81%	81%	81%	80%	80%	79%	79%	78%	78%	77%	77%
Fees Converted	36,389	39,896	41,316	47,204	47,745	38,428	43,648	55,713	53,002	32,303	8,635	9,822	20,719
% Converted	3%	3%	3%	4%	4%	3%	3%	4%	4%	2%	1%	1%	2%
Fees Waived	56,420	52,045	53,830	51,485	55,405	53,060	51,940	49,280	47,565	45,220	1,299,585	41,510	38,710
% Waived	4%	4%	4%	4%	4%	4%	4%	4%	4%	3%	100%	3%	3%

Fees Possible: The amount of supervision fees that can be collected per active/electronic monitoring supervision status of offenders for that month only. Does not include annual, pre-trial, and SIS. Please note that supervision fees were waived for April 2020.

Fees Collected: Actual amount of money collected that can be deposited in Special Revenue fund. Please keep in mind the amount collected could include an offender that pays three months in advance.

Fees Converted: Amount not included in Fees Collected. Represents the amount of money lost by conversions. If this money were collected instead of converted, it would be added to Fees Collected.

Fees Waived: Amount not included in Fees Collected. Represents the amount of money lost by waivers. If this money were collected instead of waived, it would be added to Fees Collected.

Note: April 2020 supervision fees were waived in response to COVID-19. Fees collected during that time span were applied to previous balances or shown as credit.

Center Populations

ARDOC
REPORT NO. IPTR500 - 18

ARKANSAS DEPARTMENT OF CORRECTION
ACC OPTION
STATEWIDE POPULATION REPORT

PAGE: 1 of 1
PROCESSED: 06/30/2020 12:36 AM
REQUESTOR: eOMIS

FOR: 06/30/2020

Location:	In Count	Out To:					Total	Capacity	% Capacity
		ORCU Hosp	Other Hosp	Furlough	Court				
Central AR CCC - Males/Males	106	0	0	0	0	106	120		
Central AR CCC - Short Term Drug Court Treatment/Males	7	0	0	0	0	7	30		
Central AR CCC - Males Total	113	0	0	0	0	113	150	75.3%	
East Central AR CCC/Females	292	0	0	0	1	293	212		
East Central AR CCC-Females Drug Treatment/Females	14	0	0	0	0	14	50		
East Central AR CCC Supervision Sanction-Female/Females	12	0	0	0	0	12	88		
East Central AR CCC Total	318	0	0	0	1	319	350	91.1%	
NE AR CCC - Drug Treatment/Males	17	0	0	0	0	17	25		
NE AR CCC/Males	175	0	0	0	0	175	215		
NE AR CCC Total	192	0	0	0	0	192	240	80.0%	
NW AR CCC/Females	105	0	0	0	0	105	126		
NW AR CCC Total	105	0	0	0	0	105	126	83.3%	
Omega Supervision Sanction Center/90 Day PV in CCC Males	167	0	0	0	0	167	0		
Omega Supervision Sanction Center/Males	81	0	0	0	0	81	300		
Omega Supervision Sanction Center Total	248	0	0	0	0	248	300	82.7%	
SW AR CCC/Males	343	0	0	0	0	343	475		
SW AR Supervision Sanction Center/Males	0	0	0	0	0	0	50		
SW AR CCC Total	343	0	0	0	0	343	525	65.3%	
In Transit Count:	0								
TOTALS - UNIT COUNT	1,319	0	0	0	1	1,320			
					Male	896	1,215	73.7%	
					Female	424	476	89.1%	
					Total	1,320	1,691	78.1%	
County Jail Backup SSP/Males Total	9	0	0	0	0	9			
County Jail Backup/Females Total	20	0	0	0	0	20			
County Jail Backup/Males Total	8	0	0	0	0	8			
TOTAL - NONAGENCY	37	0	0	0	0	37			
					Male	17			
					Female	20			
					Total	37			
Re-Entry Act 146 Total	249	0	0	0	0	249	0		
GRAND TOTAL	1,605	0	0	0	1	1,606			

Parole/Probation Population

Active:

includes current status of Active, Abscond and Electronic Monitoring

Inactive:

includes current status of Non Reporting, Unsupervised, SIS
(Suspended Imposition of Sentence), Incarcerated and Out to Other State

Statewide Totals by Current Supervision Status (Active and Inactive) as of July 4, 2020

Area	Active	Inactive	TOTAL
Area 1-Fayetteville	7,097	2,832	9,929
Area 2-Mountain Home	2,661	525	3,186
Area 3-Searcy	4,931	1,282	6,213
Area 4-Jonesboro	4,284	1,438	5,722
Area 5-Fort Smith	4,215	2,393	6,608
Area 6-Conway	3,879	965	4,844
Area 8-Little Rock	7,751	1,376	9,127
Area 9-West Memphis	2,221	319	2,540
Area 10-Hot Springs	4,436	801	5,237
Area 11-Pine Bluff	3,662	660	4,322
Area 12-Texarkana	3,765	1,094	4,859
Area 13-El Dorado	2,418	573	2,991
ISC	89	1,945	2,034
Statewide Totals by Status	51,409	16,203	67,612

Parole/Probation Population

Statewide Totals by Current Supervision Status as of July 4, 2020

Area	Active			Inactive					OVERALL TOTALS PER AREA
	Active (Direct Supv)	Electronic Monitoring (Direct)	Absconded	Incarcerated	Non-Reporting	Out to Other State	Unsupervised	Suspnd Imposition of Snt (SIS)	
Area 1-Fayetteville	5,431	29	1,637	356	769	546	335	826	9,929
Area 2-Mountain Home	2,241	6	414	120	108	115	102	80	3,186
Area 3-Searcy	4,077	7	847	126	272	218	82	584	6,213
Area 4-Jonesboro	3,326	5	953	141	137	171	92	897	5,722
Area 5-Fort Smith	3,522	14	679	146	278	71	114	1,784	6,608
Area 6-Conway	3,232	4	643	187	173	110	96	399	4,844
Area 8-Little Rock	5,980	46	1,725	249	564	66	225	272	9,127
Area 9-West Memphis	1,653	1	567	108	50	50	9	102	2,540
Area 10-Hot Springs	3,437	44	955	182	158	71	170	220	5,237
Area 11-Pine Bluff	2,772	13	877	136	63	55	140	266	4,322
Area 12-Texarkana	2,876	11	878	213	238	190	106	347	4,859
Area 13-El Dorado	1,815	2	601	143	71	30	84	245	2,991
ISC			89	37	79	1,829			2,034
Statewide Totals by Current Supervision Status	40,362	182	10,865	2,144	2,960	3,522	1,555	6,022	67,612

Offender Count Active Excluding Absconders

40,544

Explanation for "Current Supervision Status"

Active Supervision:

Offender is currently on Active/Direct Supervision Status.

Electronic Monitoring:

Offender is currently on an Electronic Monitor.

Incarcerated:

Offender is currently incarcerated including the following:

- Parole Holds (in state and out-of-state)
- ACT 570 Holds
- County Jail (including possible new charges—felony or misdemeanors—or serving commitments for traffic fines, court commitments, etc).

Non Reporting:

Drug Court offender currently in a Community Correction Center for sanction or court commitment, on detainer (federal or ICE hold), out-of-state, in CCC Residential Treatment, nursing home, hospital, or Arkansas State Hospital.

Out-To-Other-State:

Offender supervised out of Arkansas through Interstate Compact.

Unsupervised:

Parolee whose earned Good Time has met the requirements for unsupervised parole, probationers who received Unsupervised Sentence (e.g., five-year probation sentence specified as 3 years supervised and an additional 2 years unsupervised probation; or an unsupervised probation sentence which is common for misdemeanor offenses (e.g., 1 year unsupervised probation term).

Suspended Imposition of Sentence (SIS):

Offender received a suspended term of supervision.

Parole/Probation Population

Statewide Risk Levels by Caseload Types as of July 4, 2020

CURRENT RISK LEVELS	Parole	Probation	Drug Court	Hope Court	Mental Health Court	Veterans Court	Swift Courts	Pre Adjudicated	Pre Trial/ Drug Court	Pre Trial/ Pre-Adjudicated	Pre Trial/ Regular	Pre Trial/ Veterans Court	Suspended	Ext Sex Offender Supv	Totals
Maximum	3,157	1,125	124	7	2	4	5		2	1			265		4,692
Medium	10,289	10,132	807	44	12	23	28		8	42		1	1,128	2	22,516
Minimum	7,553	17,454	872	22	10	57	44	2	9	47	9	1	1,141		27,221
Annual Reporting	2,621	1,610	1				17						81		4,330
Unassigned	3,038	2,231	44	3		1	1		3	5	22		3,505		8,853
Sum:	26,658	32,552	1,848	76	24	85	95	2	22	95	31	2	6,120	2	67,612

CURRENT RISK LEVELS ASSIGNED EXPLANATION:

- Maximum- last risk level score as "High"
- Medium- last risk level score as "Medium"
- Minimum- last risk level score as "Low"
- Annual- identifies offenders that are supervised Annual Reporting
- Unassigned- no ARORA has been completed or offender is currently supervised as "Unsupervised" where the risk level was changed to unassigned

Statewide Risk Levels by Caseload Supervision Status as of July 4, 2020

RISK LEVELS BY CURRENT SUPERVISION STATUS	Maximum	Medium	Minimum	Annual Reporting	Unassigned	Sum:
Active (Direct Supv)	2,558	14,288	19,689	3,538	289	40,362
Electronic Monitoring (Direct)	57	110	14		1	182
Absconded	1,222	4,491	3,413	82	1,657	10,865
Incarcerated	290	848	463	12	531	2,144
Non-Reporting	213	889	758	17	1,083	2,960
Out to Other State	86	628	1,159	34	1,615	3,522
Unsupervised	9	155	597	567	227	1,555
Suspnd Imposition of Snt (SIS)	257	1,107	1,128	80	3,450	6,022
Sum:	4,692	22,516	27,221	4,330	8,853	67,612

Parole/Probation Population

Probation and Parole Gains and Losses in June 2020

Gains and Losses	Probation	Parole	Pre-Trial	Suspended	Sum:
Intakes	487	898	18	85	1,488
Sanction Release from SSP	5	68			73
Total Gains	492	966	18	85	1,561
Revocations/or New ADC or CCC Sentence	179	488		19	686
Sanction Incarceration SSP	6	48			54
Terminations	540	272	10	34	856
Total Losses	725	808	10	53	1,596

ACC Specialty Teams

June SRT-Task Force Report

Arrests:	
Absconders	41
Active Supervision	8
Collateral Arrest	22
SRT Total:	31
Task Force Total:	60
SRT Plus Task Force Total:	91

June SRT-Task Force Report

Felony charges	193
Misdemeanor charges	31
Traffic charges	6
Narcotics arrests	66
Confiscations:	
Marijuana	6.98 lbs
Meth	2.6 lbs
Cocaine	1.2 grams
Fentanyl	3 grams
Heroin	484.96 grams
Prescription pills	119 pills
Handguns	14
Rifles	4
Recovered vehicles	2
Drug paraphernalia	211 items
Currency seized	\$32,312

INTENSIVE PAROLE SUPERVISION

June, 2020

Type of Arrests	
Felony Charges	3
Misdemeanor Charges	1
Firearms	2
Narcotics Arrests	3

Number of Arrests

Active Supervision	2
Collateral Arrest	1
Total Arrest:	3

CONFISCATIONS

Marijuana	20 pounds
Methamphetamine	6.17 ounces
MDMA	25 pills
Drug Paraphernalia	1
Handguns	3
Currency	\$18,000

Community Service

Community Service - 2020

Area	Cities Within Area	January	February	March	April	May	June		July	August	September	October	November	December	Year End Totals
							# of Participants	# of Hours							
1	Bentonville, Fayetteville	641.7	990.5	990.5	48.0	81.0	17	227.0							2,978.7
2	Harrison, Mountain Home, Salem, Mountain View, Berryville	926.0	912.0	236.0	27.0	1,067.0	40	904.0							4,072.0
3	Searcy, Newport, Walnut Ridge, Ash Flat, Heber Springs, Batesville, Pocahontas, Lonoke	2,412.0	1,823.0	1,512.0	534.0	359.0	35	572.0							7,212.0
4	Jonesboro, Paragould, Osceola	719.0	552.6	396.0	133.0	24.0	8	91.5							1,916.1
5	Fort Smith, Booneville, Clarksville, Ozark, Mena	1,297.0	1,392.8	715.0	240.0	521.5	91	977.0							5,143.3
6	Conway, Russellville, Morrilton, Danville	1,486.0	957.0	515.8	244.0	0.0	4	29.0							3,231.9
8	Little Rock, North Little Rock	1,370.0	1,262.0	1,073.0	0.0	439.0	4	98.0							4,242.0
9	Forrest City, Helena, West Memphis	316.0	331.5	184.5	0.0	14.0	22	270.0							1,116.0
10	Malvern, Benton, Sheridan, Arkadelphia, Hot Springs, Benton	1,211.2	1,282.0	331.0	83.0	122.0	16	291.5							3,320.6
11	Pine Bluff, Stuttgart, Monticello, Crossett	671.9	813.0	333.0	140.0	330.0	35	425.8							2,713.7
12	Texarkana, Ashdown, Hope, Lewisville, Nashville	668.0	810.5	493.4	74.5	52.0	19	217.8							2,316.2
13	Columbia, Union, Calhoun, Ouachita, Dallas, Cleveland	402.3	530.9	236.3	196.0	187.0	24	235.5							1,788.0
TOTAL		12,121.1	11,657.8	7,016.5	1,719.5	3,196.5	315	4,339.1	0.0	0.0	0.0	0.0	0.0	0.0	40,050.4

There was no activity on the Litter Crews nor the County Work Program during June.

Revocations

Revocation Events By Supervision Types and Area June 2020

Area	Supervision Type	Revoked (Sent to ADC)	Revoked (Sent to CCC)	Revoked (Other)	New ADC/ CCC Sentence
Area 1-Fayetteville	Probation	2		2	1
Area 2-Mountain Home		4	1	1	
Area 3-Searcy		13	4	9	2
Area 4-Jonesboro		7	3	4	3
Area 5-Fort Smith		3	1		7
Area 6-Conway		12	3		3
Area 8-Little Rock		3	4	18	
Area 9-West Memphis		6		1	2
Area 10-Hot Springs		10	2	2	3
Area 11-Pine Bluff		6	7	7	
Area 12-Texarkana		11			2
Area 13-El Dorado		4	2	4	
Total by Supervision Type	Probation	81	27	48	23
Area 1-Fayetteville	Parole	58		1	1
Area 2-Mountain Home		17			
Area 3-Searcy		41		1	1
Area 4-Jonesboro		40			1
Area 5-Fort Smith		54			12
Area 6-Conway		40			2
Area 8-Little Rock		78			5
Area 9-West Memphis		20	1		
Area 10-Hot Springs		32		1	6
Area 11-Pine Bluff		36			5
Area 12-Texarkana		16			6
Area 13-El Dorado		13			
Total by Supervision Type	Parole	445	1	3	39
Area 1-Fayetteville	Suspended				2
Area 4-Jonesboro					4
Area 5-Fort Smith					3
Area 6-Conway		1			4
Area 11-Pine Bluff		1	1		
Area 12-Texarkana		2			
Area 13-El Dorado					1
Total by Supervision Type	Suspended	4	1		14
	TOTAL BY SUPERVISION EVENT	530	29	51	76

Revocations

Parole Revocation Hearings and Outcomes June 2020

Hearing Outcome	Laws and Technical	Laws Only	No Violations Noted	Technical Only	Total By Hearing Outcome
Deferred		2	5		7
Reinstate	6	2	1	1	10
Revoked	43	60		2	105
Waived	307	30		43	380
Total By Violation Type	356	94	6	46	502

Note: Excludes SSP Sanction Hearings

ACT 1029 HEARINGS HELD	Total
Deferred	2
Revoked	12
Waived	12
Total # ACT 1029 Hearings	26

Note: Included in totals for Hearing Outcomes

Supervision Sanctions

Supervision Sanction Hearings and Waivers

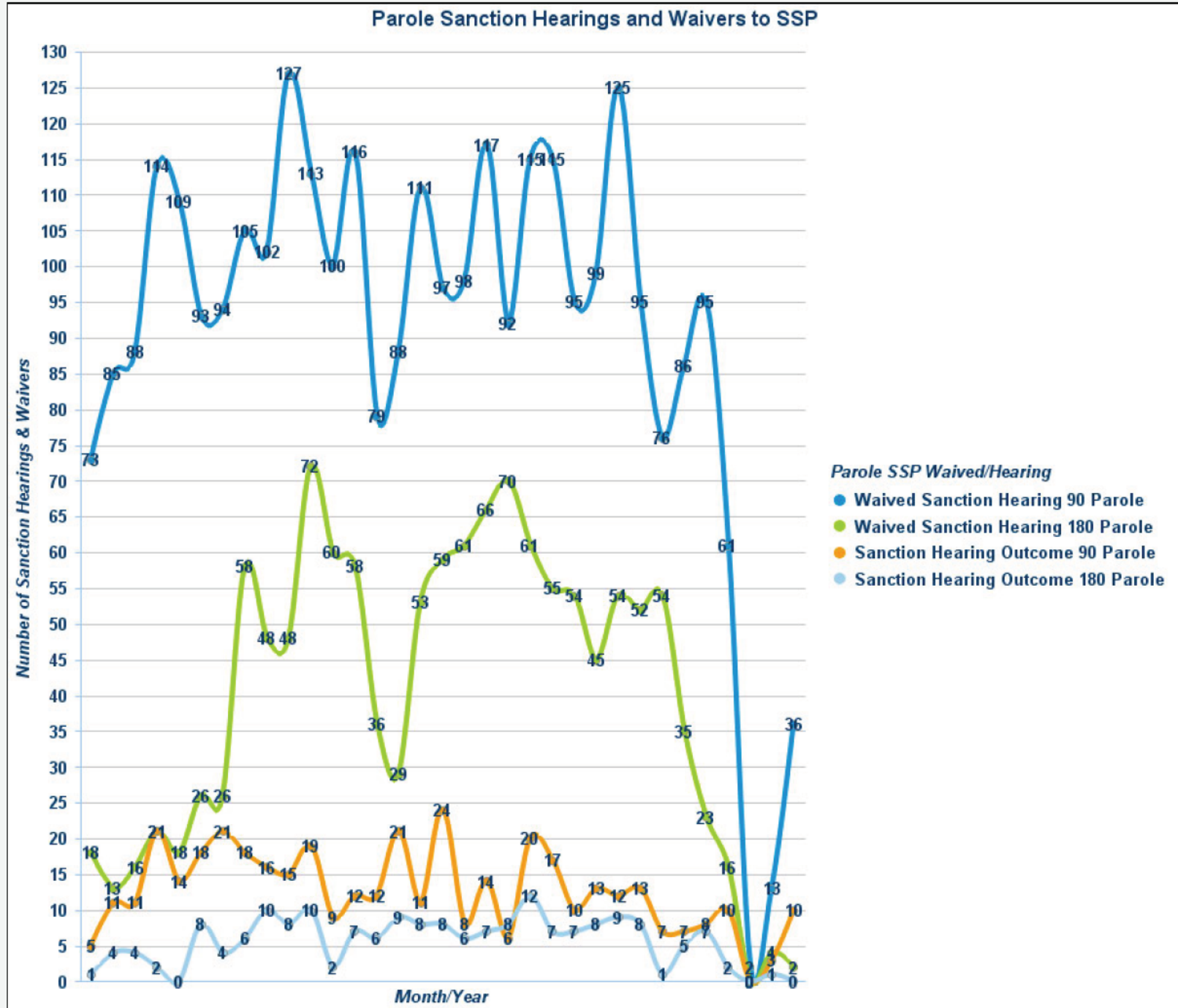
10/1/2017- 06/30/20

Sanction Hearing Outcome	Sanction Hearing Type	Parole	Probation	Sum:
Sanction Hearing Outcome 90	Sanction Hearing	416	11	427
Sanction Hearing Outcome 180		185	6	191
Totals:	Sanction Hearing	601	17	618

Waived Sanction Hearing 90	Waived Sanction Hearing	3,013	286	3,299
Waived Sanction Hearing 180		1,311	47	1,358
Totals:	Waived Sanction Hearing	4,324	333	4,657

	Overall Totals:	4,925	350	5,275
--	------------------------	--------------	------------	--------------

Supervision Sanctions



Drug Testing

Parole & Probation

Regular Probation and Parole

Positive Tests during June 2020

Offender Urine Tests this Period: 2,729

Number of Offenders Testing Positive: 1,064

Drug Tested	Count
Methamphetamines	720
THC/Marijuana	707
Amphetamines	469
Benzodiazepines	81
Cocaine	61
Heroin/Opiates	45
Alcohol	37
Ethyl Glucuronide	27
Ecstasy	15
Oxycodone	15
Buprenorphine	13
Hydrocodone	12
Tramadol	12
Morphine	9
Barbiturates	5
Crack	4
Creatinine	4
Fentanyl	4
Methadone	4
Prescription Abuse	4
Inhalants	2
K2 (SPICE)	2
Methadone Metabolite	2
Methaqualone	2
PCP	2
Propoxyphene	2
Heroin Metabolite	1
pH	1
Total	2,262

Drug Courts

Positive Tests during June 2020

Offender Urine Tests this Period: 3,205

Number of Offenders Testing Positive: 227

Drug Tested	Count
THC/Marijuana	150
Methamphetamines	139
Buprenorphine	107
Amphetamines	104
Ethyl Glucuronide	20
Oxycodone	17
Fentanyl	16
Morphine	16
Tramadol	15
Alcohol	10
Benzodiazepines	9
Creatinine	6
Heroin/Opiates	6
Ecstasy	4
Barbiturates	2
Cocaine	2
Hydrocodone	2
Methadone	1
Methadone Metabolite	1
Total	627

Specialty Courts

Positive Tests during June 2020

Offender Urine Tests this Period: 63

Number of Offenders Testing Positive: 12

Drug Tested	Count
THC/Marijuana	9
Ethyl Glucuronide	3
Amphetamines	2
Methamphetamines	2
Tramadol	1
Total	17