



**DIVISION OF
COMMUNITY
CORRECTION**

Director's Report

January 2020

Jerry Bradshaw, Director

From the Director

Elizabeth Taylor was named ACC's Deputy Director for Parole & Probation in early December. She began her employment at ACC in 1992 as a probation officer in Pulaski County after receiving bachelor degrees in both criminal justice and sociology and a master's degree in criminal justice from UALR. She served as



an intensive supervision officer, parole officer and an assistant area manager at the Little Rock Parole Office. In 2000 she was promoted and served as an Area Manager in Area 8 and later Area 3. In 2013 she was promoted to Assistant Director and most recently has managed the Northwest and North Central parts of the state. ACC Director Jerry Bradshaw said, "She is one of the most knowledgeable people in our state when it comes to best practices and she truly cares about public safety. I know she will do an outstanding job and I am looking forward to working with her make us better and stronger."

Mark Warner was promoted to Warden/Center Supervisor at the Central Arkansas Community Correction Center in Little Rock. Warner began his career in corrections in October, 1998 at the Arkansas Department of Correction where he promoted through the ranks, with assignments at various institutions, to the position of deputy warden. In February 2018, he expanded his corrections experience by transferring into the Residential Service Division of Arkansas Community Correction as the assistant center supervisor of the Central Arkansas Community Correction Center. Warner has

extensive experience and knowledge of the operational and security components of managing an effective and efficient correctional facility and licensed treatment center. Deputy Director for Residential Services Jimmy Banks said, "We are thankful to him and are fortunate he is willing to accept these responsibilities."

Jim Cheek was promoted to Assistant Director of Parole and Probation Services. Cheek began his career as a parole officer with the Department of Correction in February 1992 in Texarkana. He was promoted to assistant area manager in 2000 and supervised staff in both Pulaski and Lonoke Counties. He has managed



Area 8 since being promoted in 2014 to area manager. Cheek has a bachelor of arts degree in criminal justice and has extensive

knowledge of parole and probation. Deputy Director for Parole & Probation Services Elizabeth Taylor said, "He will continue to be an asset to the Department of Corrections in his new position." Cheek will be supervising Areas 1, 2, 5, 6 and ACA Accreditation.

Staff in the Osceola Parole and Probation office (Area 4) worked with the Junior Auxiliary to provide Christmas gifts to children through the Angel Tree Project. They also participated in the Pancakes with Santa program. Christmas gifts were provided to 252 children in need this year.

The Shop With Cop Christmas program in Area 4 included 43 Officers from 13 different Departments (Cash PD, Jonesboro PD, Arkansas State Police, Arkansas Department of Corrections, Bay PD, Craighead County SO, Craighead County Detention Center, Trumann PD, Arkansas State University PD, Marked Tree PD, Jonesboro Animal Control, Brookland PD and Craighead County Constables). These officers, some of whom are shown in the photo on the following page, took 44 awesome kids out for a morning of shopping,



(L to R Officer Chad Mason, Jimmy Bruce and Kristy Robertson)

cupcakes and fun after a wonderful breakfast at the local police lodge.


The Craighead County Drug Court (Area 4) held a graduation in December for three participants who graduated with honors from the program. All three completed the program in record time and were valuable participants. Staff believes that these offenders will go on to inspire others to stay clean and complete Drug Court.

Greg Hogan, founder of the Hope and Compassion Ministries, spoke to Morrilton Drug Court (Area 6) participants in December about the D.O.O.R.S Program which is designed to educate and equip people with the right tools they need to be successful in overcoming their struggles.

Officers Shaun Wiseman and Ashley Duke (Area 2) took part in the Jasper Police Department's Shop with a Cop. Eight officers from area agencies including: Jasper Police Department, Newton County Sheriff's Office, Arkansas Game and Fish, and Arkansas Department of Corrections paired up with eight kids from area schools in Newton County to spend the morning shopping for Christmas presents at Walmart in Harrison followed by lunch at the Ozark Café in Jasper. The Jasper Police department raised more than \$3,100 for area kids to use for the shopping spree and lunch was donated by the Ozark Café.

Area 2 participated in Lowe's Veteran's Tree which is a patriotic take on the traditional angel tree, where decorations on a Christmas tree list information about specific individuals (veterans in nursing homes) in need and has volunteers purchase them Christmas gifts. Area 2 chose three Veterans in honor of the three officers in the area who served in the Armed Forces.

In Area 2, as a fictional tornado swooped down on Carroll County's Mercy Hospital in early December, Berryville's Drug Court participants "suffered" varying degrees of injuries and tribulations, including one "fatality." Of course, with the tornado being fictional, so were the wounds and other injuries, confusion, panic, and death. And the drill provided much-appreciated training for the Community Emergency Response Team (CERT) and the Berryville emergency medical personnel. At the beginning of the exercise, participants were assigned various roles to play, including a deceased victim, and a five-year-old child crying for his mother. A few were made up with artificial blood and gashes applied to make their "inju-



ries" appear more realistic. Three DC participants were assigned the roles of anxious family members searching for loved ones lost in the disaster and its aftermath. Most everyone enjoyed the opportunity to help out with the drill.

An offender graduated from the Carroll County Drug Court (Area 2) program in December having completed the entire program without a single violation. He entered the program following a long history of methamphetamine abuse and while in the program he was able to rebuild family relationships, maintain gainful employment, and remain sober. The program taught

him new coping skills to meet the challenges of life.

The Berryville Drug Court (Area 2) participants provided presents for two youngsters from a local Angel Tree this year in an effort to give back to their community and bring joy to two kids on Christmas. Chosen were two 10- to 12-year-old boys. DC participants also contacted a local nursing home to find out if there was anything they could do to bring the holiday spirit to its residents. They were told there was one elderly resident who had no visitors and would be all alone. DC participants asked if there was something she might need or want that they could provide for her and were told of her needs. They purchased and gathered together several pieces of clothing (such as scarves, sweater wraps, socks, etc.), as well as other small items to present to the woman.

The Area 8 (Pulaski County) Treatment section collected non-perishable foods and donated to the Watershed Family Resource Center.

Area 11 selected the Arkansas Children's Hospital as their annual Christmas project this year. Staff donated Christmas gifts to be delivered to the hospital to the much deserving children and their families.

An offender in Area 11 entered Sobriety Living Transitional Facility in March of 2018 and went from riding a bicycle, to a motorcycle, to driving a Camaro - all based upon his hard work. He also paid off a huge amount of back child support in order to get his drivers license back. This offender has worked full-time and has even received a promotion. He went back to school and will be transferring to UAPB to earn a degree in psychology. He has taken advantage of every opportunity he has been given in order to have a better life.

Santa & Mrs. Claus dropped in at the Northeast Center in Osceola in early December during resident visitation. They handed out candy canes and took photos with residents and their families. Later in the month, residents at the Center were given toys that had been donated so they in turn could give them to their visiting children.


Just before Christmas, Captain Andre

Harris delivered toys he had been collecting at the Northeast Center in Osceola and other places to the children at St. Jude Hospital in Memphis. He delivered 10 large boxes of toys.

In the spirit of the Christmas holiday, Area 5 wanted to give back to the community. Staff collected money before Christmas and were able to donate \$150 in gift cards to the Children's Emergency Shelter in Fort Smith.

Agents Dustin Parker and Brooke Williams and Officer Falandus Graydon (Area 11) conducted a home visit and located a weapon in the home of the offender. Local authorities arrived on the scene and transported the offender to jail. The offender was charged with Possession of a Firearm by Certain Persons.

Judge Tim Weaver, now former Drug Court judge for Cleburne, Independence, Stone, Fulton, and Izard Counties (Area 3), "graduated" from the program in December. After three years of serving as the drug court judge he decided it was time to hand the reigns over to Judge Don McSpadden who took over the court on January 1. PPA Matt Hendrix (shown at left) and Drug Court Coordinator Louis Short (shown at right in the picture below) presented



Weaver with his very own drug court completion certificate, which had been signed by both current drug court participants and graduates.

Treatment Program Summary:

1,615 Probationers and Parolees (P/P) were served in the general Substance Use Disorder Treatment Programs. Additionally 1,659 Participants were served in the Drug Court Treatment Programs, bringing the total parolees and probationers served to 3,274.

A total of 347 residents have agreed to participate in Medication Assisted Treatment (MAT) since the program started in July 2018; 134 are discharged with follow up in progress in the community; and 13 have completed the program.

Telehealth services began July 2019 and is currently active in 14 locations.

General Treatment Program Summary (Non-Drug Court):

- Substance Use Disorder Treatment Groups - 1,664 participants
- Case Management - 132 participants
- Continuing Care - 311 participants
- Domestic Violence Prevention - 14 participants
- Life Skills - 72 participants
- Tobacco Use Treatment Groups - 4 participants

Randy Jo Nielsen, who served ACC as an Assistant Treatment Program Manager, retired after 16 years of dedicated services. Her last day of employment was December 20.



Treatment staff in Area 8 (Pulaski County) assisted with feeding the homeless and goodie bags preparation at the Compassion Center as part of their Christmas celebration.

Reentry Facilities: (8 Licensed; 286 Beds)

There were 31 reentry graduates this month.

During the month:

- 38 new residents were transferred into the program, 1 resident started GED classes
- 22 residents enrolled in CRC classes
- 7 residents received their Career Readiness Certificate.
- 31 Reentry Facility residents received their driver's license
- 24 received an ID card
- 14 received their SS card
- 11 received birth certificates.

In December, there were 371 employment event referrals reported, 235 facility residents were reported to be employed and 32 residents were reported to be ineligible for employment at this time.

Reentry Officers reported 27 education referrals that resulted in an education enrollment.

Reentry Officers conducted 216 reentry facility office visits, 156 Phase IV office visits, 28 Phase IV home visits, and 84 Pre-PPVs. Reentry Officers made 36 community contacts within their assigned area during the month.

Within the transitional facilities, 191 residents have obtained full time employment.

This month:

- 6 residents enrolled in GED classes
- 23 residents enrolled in WAGE
- 1 completed WAGE
- 10 residents enrolled in CRC
- 5 residents completed their CRC certification
- 18 residents received their driver's license
- 81 received an ID card
- 93 received their SS card
- 15 received birth certificates
- 58 graduated the transitional housing program

ACC Reentry Coaches provided referrals to 121 individuals who were released out on parole during December - those referrals include Celebrate Recovery, Good Grid, local food pantries, Goodwill Resource centers, and AA/NA meetings.

Volunteer Program:

ACC reported a total of 444 volunteers, 2,097 volun-

teer hours (faith-based, mentors, interns, treatment and education) and 30 new recruitment contacts were made.

Employment:

In December, Employment Specialist, Kim Sharp, made presentations to 7 employer contacts and spoke to 4 community organizations regarding our reentry population and the need for employment opportunities in Arkansas.

In addition, there were 30 employment classes held and 371 offenders were reported to have full time employment during the month.

Arkansas Works:

During the month there were approximately 1,316 individuals who were screened for the Arkansas Works program. There were a total 848 individuals who submitted applications, 277 who have been approved and 117 are pending at this time.

Harbor House:

Currently, there are 18 recovery coaches trained to work with offenders. There are 234 ACC offenders connected to a recovery coach. There are currently 11 recovery coaches embedded in various locations which include: Sebastian, Crittenden, Crawford, White, Garland, Craighead, Washington, Pulaski, Jefferson and Franklin counties.

Area 10 Officers Richard Perry and Eva Jensen and Assistant Area Manager Angela Tjelmeland (shown below) participated in the Saline County Shop with a Cop event at the Benton Wal-Mart. More than 70 children and families received \$175 to shop for friends, family and loved ones.



Fee Collections/Waivers

	Dec-18	Jan-19	Feb-19	Mar-19	Apr-19	May-19	Jun-19	Jul-19	Aug-19	Sep-19	Oct-19	Nov-19	Dec-19
Area 1 - Fayetteville													
Fees Possible	170,625	169,330	169,050	168,700	170,590	169,575	171,990	170,555	172,515	168,175	167,930	167,160	166,425
Fees Collected	136,038	153,971	143,772	170,456	148,222	143,061	132,830	160,297	164,160	151,862	166,414	147,552	149,641
% Collected	80%	91%	85%	101%	87%	84%	77%	94%	95%	90%	99%	88%	90%
% Paying Offenders	48%	53%	49%	53%	49%	49%	45%	52%	54%	53%	57%	54%	56%
% Employed	89%	89%	89%	89%	89%	90%	89%	89%	89%	89%	89%	89%	88%
Fees Converted	5,018	5,556	3,686	4,231	4,069	2,368	2,822	3,594	3,246	12,909	4,166	3,188	3,753
% Converted	3%	3%	2%	3%	2%	1%	2%	2%	2%	8%	2%	2%	2%
Fees Waived	11,060	10,885	9,695	8,645	7,350	6,440	5,460	4,690	5,320	4,900	5,425	5,285	5,285
% Waived	6%	6%	6%	5%	4%	4%	3%	3%	3%	3%	3%	3%	3%
Area 2 - Mountain Home													
Fees Possible	70,280	69,300	70,105	70,770	71,260	71,330	71,505	70,910	72,835	71,540	73,535	73,920	73,990
Fees Collected	63,081	68,129	67,014	76,634	70,985	62,297	62,248	75,054	75,339	73,150	75,963	67,795	71,620
% Collected	90%	98%	96%	108%	100%	87%	87%	106%	103%	102%	103%	92%	97%
% Paying Offenders	58%	62%	60%	63%	61%	58%	56%	64%	62%	63%	64%	60%	64%
% Employed	85%	84%	84%	85%	87%	88%	88%	88%	88%	85%	85%	85%	85%
Fees Converted	1,522	1,404	1,896	2,124	791	401	318	117	211	621	1,252	603	170
% Converted	2%	2%	3%	3%	1%	1%	0%	0%	0%	1%	2%	1%	0%
Fees Waived	1,155	1,260	1,330	1,155	980	560	595	525	770	770	770	700	700
% Waived	2%	2%	2%	2%	1%	1%	1%	1%	1%	1%	1%	1%	1%
Area 3 - Searcy													
Fees Possible	125,440	123,970	124,600	124,845	125,580	127,155	125,125	124,565	125,720	126,700	125,405	125,265	124,740
Fees Collected	105,354	120,245	115,235	120,850	109,742	110,987	106,627	117,798	122,298	115,955	114,129	107,819	111,529
% Collected	84%	97%	92%	97%	87%	87%	85%	95%	97%	92%	91%	86%	89%
% Paying Offenders	53%	58%	55%	58%	55%	54%	53%	58%	59%	58%	59%	57%	57%
% Employed	82%	82%	81%	82%	83%	83%	84%	83%	84%	85%	83%	83%	81%
Fees Converted	2,692	4,704	3,728	2,013	2,651	2,591	2,882	2,425	4,578	2,641	2,821	2,036	2,030
% Converted	2%	4%	3%	2%	2%	2%	2%	2%	4%	2%	2%	2%	2%
Fees Waived	7,875	8,435	8,295	7,315	5,740	5,355	5,005	4,690	5,075	4,970	5,425	5,460	5,180
% Waived	6%	7%	7%	6%	5%	4%	4%	4%	4%	4%	4%	4%	4%
Area 4 - Jonesboro													
Fees Possible	112,000	110,845	112,420	113,085	111,020	112,105	110,425	110,530	109,690	108,675	107,660	109,235	110,320
Fees Collected	85,848	94,012	99,083	101,677	94,123	85,681	83,087	95,977	101,253	91,506	93,919	87,017	88,608
% Collected	77%	85%	88%	90%	85%	76%	75%	87%	92%	84%	87%	80%	80%
% Paying Offenders	47%	51%	50%	52%	51%	48%	47%	53%	55%	54%	56%	53%	52%
% Employed	81%	79%	79%	80%	80%	81%	81%	82%	82%	83%	83%	82%	80%
Fees Converted	6,257	6,411	9,157	4,324	6,560	4,402	5,997	5,192	6,104	5,278	5,783	4,730	4,670
% Converted	6%	6%	8%	4%	6%	4%	5%	5%	6%	5%	5%	4%	4%
Fees Waived	11,515	10,710	10,360	9,345	8,575	8,155	7,350	6,510	6,195	6,020	6,825	6,545	6,055
% Waived	10%	10%	9%	8%	8%	7%	7%	6%	6%	6%	6%	6%	5%
Area 5 - Fort Smith													
Fees Possible	106,190	104,160	105,595	106,155	105,700	108,780	108,710	107,485	107,485	107,835	107,275	109,725	108,220
Fees Collected	86,310	89,878	79,277	89,747	85,344	76,514	73,900	89,281	88,559	84,890	97,835	81,647	88,309
% Collected	81%	86%	75%	85%	81%	70%	68%	83%	82%	79%	91%	74%	82%
% Paying Offenders	48%	51%	46%	50%	49%	45%	44%	50%	50%	49%	55%	49%	52%
% Employed	80%	79%	78%	78%	79%	80%	79%	79%	79%	78%	79%	78%	78%
Fees Converted	6,476	7,457	7,824	7,714	4,688	4,474	6,846	6,565	5,514	6,402	8,597	6,880	7,690
% Converted	6%	7%	7%	7%	4%	4%	6%	6%	5%	6%	8%	6%	7%
Fees Waived	12,460	12,670	12,005	11,095	9,975	9,345	9,485	8,330	8,645	7,595	8,260	7,910	7,560
% Waived	12%	12%	11%	10%	9%	9%	9%	8%	8%	7%	8%	7%	7%

	Dec-18	Jan-19	Feb-19	Mar-19	Apr-19	May-19	Jun-19	Jul-19	Aug-19	Sep-19	Oct-19	Nov-19	Dec-19
Area 12 - Texarkana													
Fees Possible	95,025	92,715	92,750	93,555	95,270	95,375	96,880	96,320	97,230	97,965	96,495	97,405	97,195
Fees Collected	77,513	87,729	83,458	98,079	84,162	78,771	73,644	92,183	88,191	81,073	92,335	80,724	82,757
% Collected	82%	95%	90%	105%	88%	83%	76%	96%	91%	83%	96%	83%	85%
% Paying Offenders	49%	54%	51%	54%	50%	48%	45%	55%	53%	50%	57%	52%	54%
% Employed	77%	77%	77%	78%	78%	77%	76%	77%	78%	79%	79%	79%	79%
Fees Converted	3,792	11,118	6,364	4,153	9,133	10,506	3,730	6,166	4,956	6,519	7,027	3,484	6,308
% Converted	4%	12%	7%	4%	10%	11%	4%	6%	5%	7%	7%	4%	6%
Fees Waived	3,220	2,940	2,590	2,625	2,975	2,765	2,975	3,010	2,485	2,625	2,520	2,695	2,345
% Waived	3%	3%	3%	3%	3%	3%	3%	3%	3%	3%	3%	3%	2%
Area 13 - El Dorado													
Fees Possible	57,995	57,820	59,290	59,395	58,905	59,815	59,710	59,535	58,135	57,295	58,240	59,360	58,730
Fees Collected	43,922	52,984	46,697	58,040	47,067	50,351	49,861	53,014	48,396	57,391	51,195	44,271	50,492
% Collected	76%	92%	79%	98%	80%	84%	84%	89%	83%	100%	88%	75%	86%
% Paying Offenders	46%	53%	46%	53%	49%	49%	51%	53%	53%	59%	56%	50%	56%
% Employed	67%	67%	67%	67%	68%	70%	69%	69%	71%	70%	71%	68%	70%
Fees Converted	2,911	3,264	2,153	1,989	1,712	1,714	1,377	653	486	900	1,300	1,208	892
% Converted	5%	6%	4%	3%	3%	3%	2%	1%	1%	2%	2%	2%	2%
Fees Waived	6,195	6,090	5,880	5,530	5,635	5,390	5,215	5,285	5,320	5,075	5,180	4,795	4,935
% Waived	11%	11%	10%	9%	10%	9%	9%	9%	9%	9%	9%	8%	8%
Grand Total													
Fees Possible	1,279,915	1,260,980	1,270,815	1,274,315	1,278,130	1,293,460	1,294,825	1,282,680	1,293,145	1,285,725	1,280,825	1,291,255	1,287,195
Fees Collected	1,042,607	1,162,854	1,124,922	1,241,092	1,109,047	1,068,391	1,022,377	1,197,118	1,201,264	1,135,259	1,211,603	1,066,399	1,139,898
% Collected	81%	92%	89%	97%	87%	83%	79%	93%	93%	88%	95%	83%	89%
% Paying Offenders	50%	55%	52%	55%	52%	51%	49%	55%	56%	55%	58%	54%	56%
% Employed	80%	79%	79%	80%	81%	81%	81%	81%	81%	81%	81%	80%	80%
Fees Converted	44,902	59,773	50,636	38,838	45,088	41,542	36,389	39,896	41,316	47,204	47,745	38,428	43,648
% Converted	4%	5%	4%	3%	4%	3%	3%	3%	3%	4%	4%	3%	3%
Fees Waived	85,505	84,070	77,910	73,640	64,610	58,100	56,420	52,045	53,830	51,485	55,405	53,060	51,940
% Waived	7%	7%	6%	6%	5%	4%	4%	4%	4%	4%	4%	4%	4%

Fees Possible – this is the amount of supervision fees that can be collected per active/electronic monitoring supervision status of offenders for that month only. This does not include Annuals, pre-trials, and SIS.

Fees Collected – actual amount of money collected that can be deposited in Agency account. Please keep in mind that the amount collected could include an offender that pays three months in advance.

Fees Converted – this amount is not included in Fees Collected. This is showing the amount of money lost by conversions. If this money were collected instead of converted, it would be added to Fees Collected.

Fees Waived – this amount is not included in Fees Collected. This is showing the amount of money lost by waivers. If this money were collected instead of waived, it would be added to Fees Collected.

Center Populations

ARDOC
REPORT NO. IPTR500 - 18

ARKANSAS DEPARTMENT OF CORRECTION
ACC OPTION
STATEWIDE POPULATION REPORT

PAGE: 1 of 1
PROCESSED: 12/31/2019 12:32 AM
REQUESTOR: eOMIS

FOR: 12/31/2019

Location:	In Count	Out To:					Total	Capacity	% Capacity
		ORCU Hosp	Other Hosp	Furlough	Court				
Central AR CCC - Males/ SSP Sanction Males*	3	0	0	0	0	0	3	0	
Central AR CCC - Males/Males	133	0	0	0	0	0	133	120	
Central AR CCC - Short Term Drug Court Treatment/Males	15	0	0	0	0	0	15	30	
Central AR CCC - Males Total	151	0	0	0	0	0	151	150	100.7%
East Central AR CCC/Females	255	0	0	0	0	0	255	212	
East Central AR CCC-Females Drug Treatment/Females	28	0	0	0	0	0	28	50	
East Central AR CCC Supervision Sanction-Female/Females	0	0	0	0	0	1	1	88	
East Central AR CCC Supervision Sanction-Female/SSP Sanction Females*	75	0	0	0	0	0	75	0	
East Central AR CCC Total	358	0	0	0	0	1	359	350	102.6%
NE AR CCC - Drug Treatment/Males	22	0	0	0	0	0	22	25	
NE AR CCC/Males	214	0	0	0	0	1	215	215	
NE AR CCC Total	236	0	0	0	0	1	237	240	98.8%
NW AR CCC/Females	126	0	0	0	0	0	126	126	
NW AR CCC Total	126	0	0	0	0	0	126	126	100.0%
Omega Supervision Sanction Center/ SSP Sanction Males*	302	0	0	0	0	0	302	0	
Omega Supervision Sanction Center/Males	0	0	0	0	0	0	0	300	
Omega Supervision Sanction Center Total	302	0	0	0	0	0	302	300	100.7%
SW AR CCC/Males	471	0	0	0	0	1	472	475	
SW AR CCC Total	471	0	0	0	0	1	472	475	99.4%
In Transit Count:	0								
TOTALS - UNIT COUNT	1,644	0	0	0	0	3	1,647		
						Male	1,162	1,165	99.7%
						Female	485	476	101.9%
						Total	1,647	1,641	100.4%
County Jail Backup SSP/Females Total	23	0	0	0	0	0	23		
County Jail Backup SSP/Males Total	211	0	0	0	0	0	211		
County Jail Backup/Females Total	93	0	0	0	0	0	93		
County Jail Backup/Males Total	31	0	0	0	0	0	31		
TOTAL - NONAGENCY	358	0	0	0	0	0	358		
						Male	242		
						Female	116		
						Total	358		
Re-Entry Act 146 Total	276	0	0	0	0	0	276	0	
GRAND TOTAL	2,278	0	0	0	0	3	2,281		

Parole/Probation Population

Active:

includes current status of Active, Abscond and Electronic Monitoring

Inactive:

includes current status of Non Reporting, Unsupervised, SIS
(Suspended Imposition of Sentence), Incarcerated and Out to Other State

Statewide Totals by Current Supervision Status (Active and Inactive) as of January 4, 2020

Area	Active	Inactive	TOTAL
Area 1-Fayetteville	6,881	3,075	9,956
Area 2-Mountain Home	2,589	588	3,177
Area 3-Searcy	4,684	1,403	6,087
Area 4-Jonesboro	4,191	1,447	5,638
Area 5-Fort Smith	3,987	1,519	5,506
Area 6-Conway	3,666	1,106	4,772
Area 8-Little Rock	7,782	1,367	9,149
Area 9-West Memphis	2,310	368	2,678
Area 10-Hot Springs	4,193	915	5,108
Area 11-Pine Bluff	3,607	677	4,284
Area 12-Texarkana	3,598	1,247	4,845
Area 13-El Dorado	2,388	545	2,933
ISC	95	1,878	1,973
Statewide Totals by Status	49,971	16,135	66,106

Parole/Probation Population

Statewide Totals by Current Supervision Status as of January 4, 2020

Area	Active			Inactive					OVERALL TOTALS PER AREA
	Active (Direct Supv)	Electronic Monitoring (Direct)	Absconded	Incarcerated	Non-Reporting	Out to Other State	Unsupervised	Suspnd Imposition of Snt (SIS)	
Area 1-Fayetteville	5,346	20	1,515	565	887	543	386	694	9,956
Area 2-Mountain Home	2,217	9	363	180	132	109	111	56	3,177
Area 3-Searcy	3,971	2	711	263	276	213	102	549	6,087
Area 4-Jonesboro	3,335	4	852	233	145	183	94	792	5,638
Area 5-Fort Smith	3,435	19	533	169	358	65	137	790	5,506
Area 6-Conway	3,011	7	648	236	262	110	112	386	4,772
Area 8-Little Rock	5,891	182	1,709	346	463	78	253	227	9,149
Area 9-West Memphis	1,737	1	572	162	66	51	10	79	2,678
Area 10-Hot Springs	3,337	44	812	270	171	79	181	214	5,108
Area 11-Pine Bluff	2,723	39	845	169	73	53	167	215	4,284
Area 12-Texarkana	2,889	13	696	287	361	180	113	306	4,845
Area 13-El Dorado	1,863	4	521	163	95	29	65	193	2,933
ISC	22		73	29	82	1,767			1,973
Statewide Totals by Current Supervision Status	39,777	344	9,850	3,072	3,371	3,460	1,731	4,501	66,106

Offender Count Active Including Absconders

49,971

Explanation for "Current Supervision Status"

Active Supervision:

Offender is currently on Active/Direct Supervision Status.

Electronic Monitoring:

Offender is currently on an Electronic Monitor.

Incarcerated:

Offender is currently incarcerated including the following:

- Parole Holds (in state and out-of-state)
- ACT 570 Holds
- County Jail (including possible new charges—felony or misdemeanors—or serving commitments for traffic fines, court commitments, etc).

Non Reporting:

Drug Court offender currently in a Community Correction Center for sanction or court commitment, on detainer (federal or ICE hold), out-of-state, in CCC Residential Treatment, nursing home, hospital, or Arkansas State Hospital.

Out-To-Other-State:

Offender supervised out of Arkansas through Interstate Compact.

Unsupervised:

Parolee whose earned Good Time has met the requirements for unsupervised parole, probationers who received Unsupervised Sentence (e.g., five-year probation sentence specified as 3 years supervised and an additional 2 years unsupervised probation; or an unsupervised probation sentence which is common for misdemeanor offenses (e.g., 1 year unsupervised probation term).

Suspended Imposition of Sentence (SIS):

Offender received a suspended term of supervision.

Parole/Probation Population

Statewide Risk Levels by Caseload Types as of January 4, 2020

CURRENT RISK LEVELS	Parole	Probation	Drug Court	Hope Court	Mental Health Court	Veterans Court	Swift Courts	Pre Adjudicated	Pre Trial/ Drug Court	Pre Trial/ Pre-Adjudicated	Pre Trial/ Regular	Pre Trial/ Veterans Court	Suspended	Ext Sex Offender Supv	Totals
Maximum	2,846	1,029	135	9	6	3	4		2	1			215	1	4,251
Medium	9,842	10,177	884	62	8	25	25		8	40			923	1	21,995
Minimum	7,364	18,353	944	22	11	64	60	2	11	62	7	1	990		27,891
Annual Reporting	2,538	1,415	2				19						49		4,023
Unassigned	2,973	2,421	75	3		3	1		13	4	25	1	2,427		7,946
Sum:	25,563	33,395	2,040	96	25	95	109	2	34	107	32	2	4,604	2	66,106

CURRENT RISK LEVELS ASSIGNED EXPLANATION:

- Maximum- last risk level score as "High"
- Medium- last risk level score as "Medium"
- Minimum- last risk level score as "Low"
- Annual- identifies offenders that are supervised Annual Reporting
- Unassigned- no ARORA has been completed or offender is currently supervised as "Unsupervised" where the risk level was changed to unassigned

Statewide Risk Levels by Caseload Supervision Status as of January 4, 2020

RISK LEVELS BY CURRENT SUPERVISION STATUS	Maximum	Medium	Minimum	Annual Reporting	Unassigned	Sum:
Active (Direct Supv)	2,286	13,603	20,259	3,219	410	39,777
Electronic Monitoring (Direct)	97	201	42		4	344
Absconded	972	4,177	3,111	77	1,513	9,850
Incarcerated	374	1,258	738	19	683	3,072
Non-Reporting	211	1,046	948	11	1,155	3,371
Out to Other State	88	635	1,136	35	1,566	3,460
Unsupervised	12	174	680	613	252	1,731
Susnd Imposition of Snt (SIS)	211	901	977	49	2,363	4,501
Sum:	4,251	21,995	27,891	4,023	7,946	66,106

Parole/Probation Population

Probation and Parole Gains and Losses in December 2019

Gains and Losses	Probation	Parole	Pre-Trial	Suspended	Sum:
Intakes	775	1,188	26	71	2,060
Sanction Release from SSP	23	187			210
Total Gains	798	1,375	26	71	2,270
Revocations/or New ADC or CCC Sentence	264	427	2	24	717
Sanction Incarceration SSP	8	132			140
Terminations	395	240	6	29	670
Total Losses	667	799	8	53	1,527

Special Response Team

December SRT-Task Force Report	
Arrests:	
Absconders	57
Active Supervision	16
Collateral Arrest	33
SRT Total:	106
Task Force Total:	80
SRT Plus Task Force Total:	186

December SRT-Task Force Report	
Felony charges	211
Misdemeanor charges	107
Traffic charges	7
Narcotics arrests	65
Confiscations:	
Marijuana	2.9 lbs
Meth	11.4 lbs
Cocaine	59.8 grams
Prescription pills	141 pills
Heroin	367 grams
Handguns	12
Rifles	15
Drug paraphernalia	63 items
Recovered vehicles	4
Currency	\$3,484.00

Community Service

Community Service - 2019

Community Service - 2019													December		Year End Totals
Area	Cities Within Area	January	February	March	April	May	June	July	August	September	October	November	Number of Participants	Number of Hours	
1	Bentonville, Fayetteville	582.5	648.0	526.5	353.6	303.2	282.3	494.0	594.5	706.3	547.0	555.0	42	489.0	6,081.9
2	Harrison, Mountain Home, Salem, Mountain View, Berryville	1,192.0	978.0	1,269.0	997.0	565.0	1,043.0	334.0	1,044.0	1,196.0	1,439.0	951.0	42	593.0	11,601.0
3	Searcy, Newport, Walnut Ridge, Ash Flat, Heber Springs, Batesville, Pocahontas, Lonoke	2,191.0	2,642.0	2,270.0	2,443.0	2,175.0	2,367.0	1,982.0	2,930.0	2,451.0	2,610.0	1,719.0	76	1,754.0	27,534.0
4	Jonesboro, Paragould, Osceola	837.0	1,193.2	419.9	720.4	526.0	684.4	659.0	730.9	668.2	605.9	580.3	55	590.0	8,215.2
5	Fort Smith, Booneville, Clarksville, Ozark, Mena	1,432.0	1,226.0	1,080.0	1,072.0	986.0	1,063.0	975.2	813.5	939.0	1,015.0	934.5	80	727.0	12,263.2
6	Conway, Russellville, Morrilton, Danville	936.7	1,040.0	863.2	1,257.0	843.3	990.1	764.0	691.8	630.2	844.3	724.3	65	755.5	10,340.4
8	Little Rock, North Little Rock	1,704.0	1,250.0	730.0	2,643.0	2,142.0	1,851.0	2,543.1	4,392.0	1,668.0	1,497.0	1,006.0	41	1,278.0	22,704.1
9	Forrest City, Helena, West Memphis	785.5	528.0	343.0	469.0	448.5	570.0	303.0	394.0	401.0	342.0	299.0	39	245.0	5,128.0
10	Malvern, Benton, Sheridan, Arkadelphia, Hot Springs, Benton	1,470.0	1,212.0	456.0	1,997.5	649.8	912.0	765.8	877.0	863.0	1,363.5	661.9	40	909.9	12,138.4
11	Pine Bluff, Stuttgart, Monticello, Crossett	1,202.5	1,012.0	693.9	365.6	2,128.8	611.7	1,056.7	789.5	610.3	871.4	687.2	68	781.3	10,810.9
12	Texarkana, Ashdown, Hope, Lewisville, Nashville	1,086.8	777.3	137.7	876.8	908.3	340.0	571.0	358.3	323.8	768.6	160.8	40	361.7	6,671.1
13	Columbia, Union, Calhoun, Ouachita, Dallas, Cleveland	408.1	268.3	238.5	195.3	235.2	156.4	74.3	54.0	333.0	487.5	160.8	41	212.9	2,824.3
TOTAL		13,828.1	12,774.8	9,027.7	13,390.2	11,911.1	10,870.9	10,522.1	13,669.5	10,789.8	12,391.2	8,439.8	629	8,697.4	136,312.6

December 2019 Litter Crew Report

Area	Cities Within Area	Number of Participants	Number of Hours
Area 6	Conway, Russellville, Morrilton, Danville	6	61.3
Area 12	Texarkana, Ashdown, Hope, Lewisville, Nashville	23	189.5
TOTAL		29	250.8

County Work Project Report December 2019

Area	COUNTIES Within Area	Number of PROBATIONERS and PAROLEES	Number of HOURS
1	Benton	34	307.00
TOTAL		34	307.00

Revocations

Revocation Events By Supervision Types and Area December 2019

Area	Supervision Type	Revoked (Sent to ADC)	Revoked (Sent to CCC)	Revoked (Other)	New ADC/ CCC Sentence
Area 1-Fayetteville	Probation	9	2	7	
Area 2-Mountain Home		7	1		1
Area 3-Searcy		15	9	13	5
Area 4-Jonesboro		6	13	10	7
Area 5-Fort Smith		5	2		8
Area 6-Conway		12	3		3
Area 8-Little Rock		10	3	43	1
Area 9-West Memphis		4	1		2
Area 10-Hot Springs		4	3	4	2
Area 11-Pine Bluff		10	4	9	2
Area 12-Texarkana		13			2
Area 13-El Dorado		2	4	3	
Total by Supervision Type	Probation	97	45	89	33
Area 1-Fayetteville	Parole	40			
Area 2-Mountain Home		9			4
Area 3-Searcy		40			1
Area 4-Jonesboro		26			3
Area 5-Fort Smith		36			13
Area 6-Conway		23			8
Area 8-Little Rock		66			10
Area 9-West Memphis		11			1
Area 10-Hot Springs		33			7
Area 11-Pine Bluff		38			6
Area 12-Texarkana		21			7
Area 13-El Dorado		22			2
Total by Supervision Type	Parole	365			62
Area 13-El Dorado	Pre-Trial			2	
Total by Supervision Type	Pre-Trial			2	
Area 1-Fayetteville	Suspended				2
Area 3-Searcy				1	1
Area 4-Jonesboro					5
Area 5-Fort Smith					8
Area 6-Conway		2			2
Area 8-Little Rock				1	
Area 11-Pine Bluff		1			1
Total by Supervision Type	Suspended	3		2	19
	TOTAL BY SUPERVISION EVENT	465	45	93	114

Revocations

Parole Revocation Hearings and Outcomes December 2019

Hearing Outcome	Laws and Technical	Laws Only	No Violations Noted	Technical Only	Total By Hearing Outcome
Deferred		1	1		2
Reinstate	4	1			5
Revoked	33	102		5	140
Waived	251	29		23	303
Total By Violation Type	288	133	1	28	450

Note: Excludes SSP Sanction Hearings

ACT 1029 HEARINGS HELD	Total
Revoked	27
Waived	9
Total # ACT 1029 Hearings	36

Note: Included in totals for Hearing Outcomes

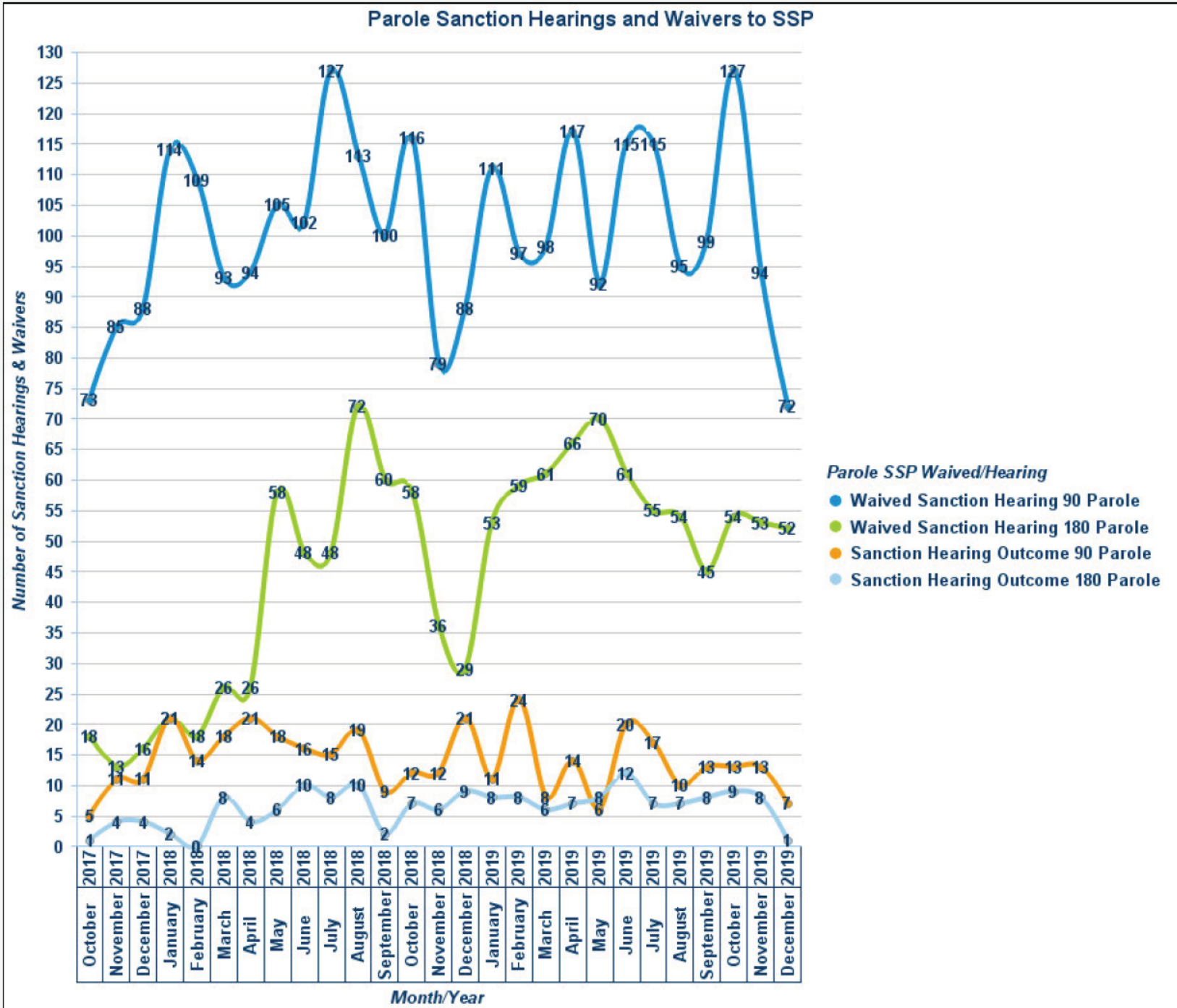
Supervision Sanctions

Supervision Sanction Hearings and Waivers

10/1/2017- 12/31/19

Sanction Hearing Outcome	Sanction Hearing Type	Parole	Probation	Sum:
Sanction Hearing Outcome 90	Sanction Hearing	379	9	388
Sanction Hearing Outcome 180		170	6	176
Totals:	Sanction Hearing	549	15	564
Waived Sanction Hearing 90	Waived Sanction Hearing	2,717	247	2,964
Waived Sanction Hearing 180		1,230	45	1,230
Totals:	Waived Sanction Hearing	3,947	292	4,239
	Overall Totals:	4,497	306	4,803

Supervision Sanctions



Drug Testing

Parole & Probation

Regular Probation and Parole

Positive Test during December 2019

Offender Urine Tests this Period: 8,266

Number of Offenders Testing Positive: 2,943

Drug Tested	Count
THC/Marijuana	1,744
Methamphetamines	1,286
Amphetamines	1,255
Cocaine	195
Ethyl Glucuronide	178
Benzodiazepines	126
Heroin/Opiates	124
Alcohol	63
Ecstasy	44
Oxycodone	28
Buprenorphine	25
Morphine	21
Hydrocodone	20
Tramadol	14
PCP	10
Barbiturates	5
Crack	3
Creatinine	3
Methadone	3
Methadone Metabolite	3
Prescription Abuse	3
Fentanyl	2
K2 (SPICE)	2
Heroin Metabolite	1
pH	1
Total	5,159

Drug Courts

Positive Tests during December 2019

Offender Urine Tests this Period: 7,094

Number of Offenders Testing Positive: 222

Drug Tested	Count
Amphetamines	156
Buprenorphine	144
Methamphetamines	119
THC/Marijuana	93
Ethyl Glucuronide	51
Heroin/Opiates	37
Benzodiazepines	33
Morphine	19
Oxycodone	13
Fentanyl	11
Hydrocodone	9
Ecstasy	8
Methadone	8
Alcohol	4
Barbiturates	3
Tramadol	3
Creatinine	2
Methadone Metabolite	2
Cocaine	1
Total	716

Specialty Courts

Positive Tests during December 2019

Offender Urine Tests this Period: 298

Number of Offenders Testing Positive: 21

Drug Tested	Count
THC/Marijuana	10
Amphetamines	7
Methamphetamines	7
Heroin/Opiates	3
Benzodiazepines	2
Alcohol	1
Buprenorphine	1
Cocaine	1
Ecstasy	1
Oxycodone	1
Total	34