



**DIVISION OF  
COMMUNITY  
CORRECTION**

# **Director's Report**

**February 2020**

**Jerry Bradshaw, Director**

# From the Director

Timothy Warhurst was named Area Manager for Area 8 (Pulaski County). Warhurst graduated from Henderson State University with a bachelors in sociology

and a minor in criminal justice. He started his career with ACC in 2010 as a counselor at the Central Arkansas Center. Later in 2010, he promoted to a PPO position with Little Rock Probation and Parole office. Warhurst worked as Sex Offender Specific Officer in 2012 in Lonoke County and as a Sex Offender Specific officer in Area 4 until

2016, when he was promoted to assistant area manager (AAM) supervising the Osceola and Blytheville offices. Warhurst assisted in getting drug and mental health courts established in Mississippi County and recently transferred back to Area 8 as an AAM supervising the Intensive Supervision Team and Sex Offender Specific (SOS) Officers.

Area 2 AAM Eva Frame, SAPL Annie Rector, and Agent Josh Morehead attended a Volunteer Fair held at the Baxter County Library in an effort to recruit volunteers. Several members of the community picked up applications and expressed an interest in volunteering with ACC.

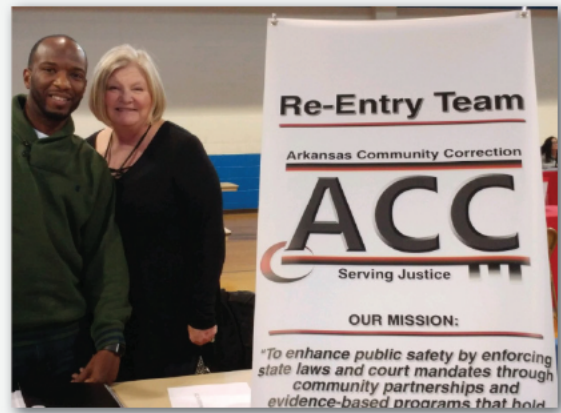


Reentry Officer Courtney McCoy and CPPS Tom Harrington held a Job Fair in the Conway office. ASAP Personnel Services were in attendance to assist offenders with employment opportunities. Approximately 18 offenders were present.

The Fort Smith office hosted Mental Health First Aid

training with Instructor Kris Eglin who conducted the training. Staff from areas outside of Area 6 also attended.

Arkansas Community Correction had a booth in Jonesboro and Trumann fairs as part of the Northeast Arkansas Homeless Continuum of Care Resource Fairs. It was a great time to reach those in need, promoting our passion of Reentry, and meet other resource providers that returning citizens could also seek assistance from. It is estimated that 104 individuals benefited from resource fairs



Probation Officer Gerald Dodd, Assistant Area Manager Chad Davis, and Area Manager Ryan Burton went to the Quarterly Collaborative Court Work Group Meeting at Mid-South Health Systems in Jonesboro. In this meeting discussions were held to identify different ways to improve the process of getting people pled into Mental Health Court and Veterans Court; how each court program is doing in terms of participants and their satisfaction with the program. Discussions also centered on the Crisis Center with an update on how it is improving our community. Also discussed was the statistics of each program and the graduation rates among the participants.

An offender reported into the Hope office after court as directed and was instructed to submit to a drug test. PPO Stephen Gulick observed the offender attempting to adulterate the sample with another person's urine. After being confronted about his actions, the offender became combative and non-compliant with verbal commands. Officers attempted to de-escalate the situation with verbal commands, but the offender remained combative. Two officers, PPA Mallory Evans and PPO Vanessa Simmons, performed defensive tactic ma-

neuers on the offender resolving the situation. The offender was eventually arrested and transported to jail. A white warrant parole hold was placed, and a violation report submitted to the Parole Board.

PPOs Holly Romero and Brandon Henry assisted the Narcotics Task Force in Lafayette County which resulted in the arrest of an offender for Possession of Controlled Substance w/Intent to Deliver and Possession of Firearm by Certain Persons.

Polygraph Examiner-Agent Melissa Matthews who works in the Sex Offender Aftercare Program conducted a polygraph exam on a Level 2 Sex Offender and discovered that he had had sexual contact with a 15-year old. The offender has been charged with felony Rape in Phillips County.

A home visit in North Little Rock resulted in the discovery of 4 grams powder cocaine, 5.3 grams of crack cocaine, 57 grams of marijuana, 2 digital scales, various rounds of .45, .40, 9mm, and .223 ammunition.



Intensive Parole Supervision Officers in North Little Rock received information that an offender was possibly involved in the sale of illegal narcotics and firearms. To that end, a joint operation was arranged with ACC, Little Rock Police, DEA, FBI, and ATF. IPS officers went to and cleared the residence and made contact with an additional four individuals. SRT assisted in conducting pat downs on

the individuals located. An initial search was conducted and approximately 1/2 ounce of crack cocaine was located, as well as a .380 caliber revolver. The scene was turned over to the Little Rock Police Department and a search warrant obtained. IPS officers then transported the offender to his secondary address in Jacksonville and found a small amount of marijuana, a digital scale, and a .357 caliber revolver. Upon completion of both searches, 5 firearms, including 1 sawed off shotgun, 3lbs of marijuana, 3 ounces of crack cocaine, and more than \$500 in US currency were recovered.





An offender who would test positive for drugs was seen backing her truck into a fence at the North Little Rock office destroying a section of the fence and damaging two employees cars. An officer who observed the incident was able to stop the driver and a passenger from fleeing.



Substance Abuse Program Leader (SAPL) Rebecca Ausburn gave a class to Area 10 Parole and Probation Officers on Mental Health First Aid at the Hot Springs Office.

Treatment - 1,472 Probationers and Parolees were served in the general Substance Use Disorder Treatment programs.

Four offenders graduated from the Cognitive Behavior Education program in Area 12. Each offender was presented with a Certificate of Completion by Group Facilitator Kimberly Moore.



Additionally 1,629 participants were served in the Drug Court Treatment programs, bringing the total served to 3,101.

A total of 378 residents have agreed to participate in Medication Assisted Treatment (MAT) since the program started in July 2018; 140 are discharged with follow up in progress in the community; and 14 have completed the program. Partnerships are in effect with 53 community providers to continue MAT upon release, and 10 Narcan kits - purchased with STR grant funds - are to be distributed in the Pulaski County program.

Telehealth services began July 2019 and are currently active in 14 locations.

#### Statewide General Treatment Program Summary (Non-Drug Court):

- Substance Use Disorder Treatment Groups - 1,040 participants
- Case Management - 103 participants
- Continuing Care - 275 participants
- Domestic Violence Prevention - 21 participants
- Life Skills - 62 participants
- Tobacco Use Treatment Groups - 6 participants

Treatment staff in Mountain Home participated in the Martin Luther King (MLK) Day of Volunteer Service and Community Outreach. Three volunteers signed up to work in the local ACC office assisting clients with reading and the office with clerical duties.

Treatment program participants in Danville organized and distributed food boxes to individuals in the community as part of project giving back.

At the end of January ACC had 8 licensed reentry facilities with 291 total residents currently in Phase I-IV of the Reentry Facility Program. And there was a total of 41 reentry graduates during the month.

In January, 63 new residents were transferred into the reentry program, 5 resident started GED classes, 21 residents enrolled in CRC classes, 14 residents started WAGE, 9 residents completed WAGE, 6 residents received their Career Readiness Certificate, 30 Reentry Facility residents received their driver's license, 34 received an ID card, 47 received their SS card and 19 received birth certificates.

In January, there were 384 employment event referrals reported, 220 facility residents were reported to be employed and 49 residents were reported to be ineligible for employment at this time. Reentry Officers reported 35 education referrals that resulted in an education enrollment. During the month, Reentry Officers helped coordinate 34 reentry events that targeted barriers for reentry, these events include: DWS workshops, job fairs, Good Grid classes, nutrition classes, Life Skills classes, GED and the Workforce Mobile Unit. Reentry Officers conducted 292 reentry facility office visits, 159 Phase IV office visits, 36 Phase IV home visits, and 106 Pre-PPVs. Reentry Officers made 35 community contacts within their assigned area during the month.

#### Transitional Housing:

A total of 19 licensed facilities with 526 ACC funded residents in the facilities. Within the transitional facilities there are a total of 247 residents who have obtained full time employment.

This month, 404 residents enrolled in GED classes, 10 residents enrolled in WAGE, 6 completed WAGE, 13 residents enrolled in CRC and 11 residents completed their CRC certification.

There is a total of 35 registered sex offenders living in the transitional facilities.

A total of 39 residents received their driver's license, 83 received an ID card, 111 received their SS card and 16 received birth certificates.

A total of 72 graduated the transitional housing program.

ACC Reentry Coaches provided referrals to 149 individuals who were released out on parole in January—those referrals include Celebrate Recovery, Good Grid, local food pantries, Goodwill Resource centers, and AA/NA meetings.

In January, Employment Specialist, Kim Sharp, made presentations to 10 employer contacts and spoke to 8 community organizations regarding our reentry population and the need for employment opportunities in Arkansas.

In addition, there were 34 employment classes held

and 220 offenders were reported to have full time employment during the month.

There are approximately 515 service providers registered in Good Grid, a total of 65,583 supervision accounts and 14,125 inmate accounts. There are 2,084 visible resumes, 196 inmates were registered, and 889 supervision accounts registered on Good Grid.

During the month there were approximately 1,266 individuals were screened for the Arkansas Works program. There were 922 individuals who submitted an application and 859 who enrolled in a "Qualified Health Plan" as reported by Eaton Agency.

In January, Ardella Bearden, Mentor Coordinator, Kim Sharp, Employment Specialist, and Kelly Knuckles, Reentry Manager, coordinated the first "Reentry on the Road" event in El Dorado where the group discussed reentry barriers, community engagement, and appreciation for the community partners who are providing services in the community for returning citizens. The event was facilitated and attended by the SHARE Foundation who reached out to community members and stakeholders. The event was a success and "Reentry on the Road" will continue statewide throughout 2020.

Ardella Bearden and Kelly Knuckles staffed a booth at the UAMS Volunteer Fair.

Currently, there are 18 recovery coaches trained to work with offenders. There are 253 ACC clients connected to a recovery coach. There are currently 11 recovery coaches embedded in various locations which include: Sebastian, Crittenden, Crawford, White, Garland, Craighead, Washington, Pulaski, Jefferson and Franklin counties.

# Fee Collections/Waivers

	Jan-19	Feb-19	Mar-19	Apr-19	May-19	Jun-19	Jul-19	Aug-19	Sep-19	Oct-19	Nov-19	Dec-19	Jan-20
<b>Area 1 - Fayetteville</b>													
Fees Possible	169,330	169,050	168,700	170,590	169,575	171,990	170,555	172,515	168,175	167,930	167,160	166,425	163,380
Fees Collected	153,971	143,772	170,456	148,222	143,061	132,830	160,297	164,160	151,862	166,414	147,552	149,641	160,511
% Collected	91%	85%	101%	87%	84%	77%	94%	95%	90%	99%	88%	90%	98%
% Paying Offenders	53%	49%	53%	49%	49%	45%	52%	54%	53%	57%	54%	56%	59%
% Employed	89%	89%	89%	89%	90%	89%	89%	89%	89%	89%	89%	88%	88%
Fees Converted	5,556	3,686	4,231	4,069	2,368	2,822	3,594	3,246	12,909	4,166	3,188	3,753	5,147
% Converted	3%	2%	3%	2%	1%	2%	2%	2%	8%	2%	2%	2%	3%
Fees Waived	10,885	9,695	8,645	7,350	6,440	5,460	4,690	5,320	4,900	5,425	5,285	5,285	4,725
% Waived	6%	6%	5%	4%	4%	3%	3%	3%	3%	3%	3%	3%	3%
<b>Area 2 - Mountain Home</b>													
Fees Possible	69,300	70,105	70,770	71,260	71,330	71,505	70,910	72,835	71,540	73,535	73,920	73,990	71,190
Fees Collected	68,129	67,014	76,634	70,985	62,297	62,248	75,054	75,339	73,150	75,963	67,795	71,620	74,599
% Collected	98%	96%	108%	100%	87%	87%	106%	103%	102%	103%	92%	97%	105%
% Paying Offenders	62%	60%	63%	61%	58%	56%	64%	62%	63%	64%	60%	64%	69%
% Employed	84%	84%	85%	87%	88%	88%	88%	88%	85%	85%	85%	85%	85%
Fees Converted	1,404	1,896	2,124	791	401	318	117	211	621	1,252	603	170	131
% Converted	2%	3%	3%	1%	1%	0%	0%	0%	1%	2%	1%	0%	0%
Fees Waived	1,260	1,330	1,155	980	560	595	525	770	770	770	700	700	630
% Waived	2%	2%	2%	1%	1%	1%	1%	1%	1%	1%	1%	1%	1%
<b>Area 3 - Searcy</b>													
Fees Possible	123,970	124,600	124,845	125,580	127,155	125,125	124,565	125,720	126,700	125,405	125,265	124,740	125,090
Fees Collected	120,245	115,235	120,850	109,742	110,987	106,627	117,798	122,298	115,955	114,129	107,819	111,529	122,595
% Collected	97%	92%	97%	87%	87%	85%	95%	97%	92%	91%	86%	89%	98%
% Paying Offenders	58%	55%	58%	55%	54%	53%	58%	59%	58%	59%	57%	57%	62%
% Employed	82%	81%	82%	83%	83%	84%	83%	84%	85%	83%	83%	81%	81%
Fees Converted	4,704	3,728	2,013	2,651	2,591	2,882	2,425	4,578	2,641	2,821	2,036	2,030	3,977
% Converted	4%	3%	2%	2%	2%	2%	2%	4%	2%	2%	2%	2%	3%
Fees Waived	8,435	8,295	7,315	5,740	5,355	5,005	4,690	5,075	4,970	5,425	5,460	5,180	5,320
% Waived	7%	7%	6%	5%	4%	4%	4%	4%	4%	4%	4%	4%	4%
<b>Area 4 - Jonesboro</b>													
Fees Possible	110,845	112,420	113,085	111,020	112,105	110,425	110,530	109,690	108,675	107,660	109,235	110,320	109,655
Fees Collected	94,012	99,083	101,677	94,123	85,681	83,087	95,977	101,253	91,506	93,919	87,017	88,608	105,536
% Collected	85%	88%	90%	85%	76%	75%	87%	92%	84%	87%	80%	80%	96%
% Paying Offenders	51%	50%	52%	51%	48%	47%	53%	55%	54%	56%	53%	52%	58%
% Employed	79%	79%	80%	80%	81%	81%	82%	82%	83%	83%	82%	80%	80%
Fees Converted	6,411	9,157	4,324	6,560	4,402	5,997	5,192	6,104	5,278	5,783	4,730	4,670	6,419
% Converted	6%	8%	4%	6%	4%	5%	5%	6%	5%	5%	4%	4%	6%
Fees Waived	10,710	10,360	9,345	8,575	8,155	7,350	6,510	6,195	6,020	6,825	6,545	6,055	6,090
% Waived	10%	9%	8%	8%	7%	7%	6%	6%	6%	6%	6%	5%	6%
<b>Area 5 - Fort Smith</b>													
Fees Possible	104,160	105,595	106,155	105,700	108,780	108,710	107,485	107,485	107,835	107,275	109,725	108,220	107,275
Fees Collected	89,878	79,277	89,747	85,344	76,514	73,900	89,281	88,559	84,890	97,835	81,647	88,309	93,345
% Collected	86%	75%	85%	81%	70%	68%	83%	82%	79%	91%	74%	82%	87%
% Paying Offenders	51%	46%	50%	49%	45%	44%	50%	50%	49%	55%	49%	52%	54%
% Employed	79%	78%	78%	79%	80%	79%	79%	79%	78%	79%	78%	78%	78%
Fees Converted	7,457	7,824	7,714	4,688	4,474	6,846	6,565	5,514	6,402	8,597	6,880	7,690	10,780
% Converted	7%	7%	7%	4%	4%	6%	6%	5%	6%	8%	6%	7%	10%
Fees Waived	12,670	12,005	11,095	9,975	9,345	9,485	8,330	8,645	7,595	8,260	7,910	7,560	6,475
% Waived	12%	11%	10%	9%	9%	9%	8%	8%	7%	8%	7%	7%	6%



	Jan-19	Feb-19	Mar-19	Apr-19	May-19	Jun-19	Jul-19	Aug-19	Sep-19	Oct-19	Nov-19	Dec-19	Jan-20
<b>Area 12 - Texarkana</b>													
Fees Possible	92,715	92,750	93,555	95,270	95,375	96,880	96,320	97,230	97,965	96,495	97,405	97,195	95,935
Fees Collected	87,729	83,458	98,079	84,162	78,771	73,644	92,183	88,191	81,073	92,335	80,724	82,757	95,054
% Collected	95%	90%	105%	88%	83%	76%	96%	91%	83%	96%	83%	85%	99%
% Paying Offenders	54%	51%	54%	50%	48%	45%	55%	53%	50%	57%	52%	54%	60%
% Employed	77%	77%	78%	78%	77%	76%	77%	78%	79%	79%	79%	79%	78%
Fees Converted	11,118	6,364	4,153	9,133	10,506	3,730	6,166	4,956	6,519	7,027	3,484	6,308	6,648
% Converted	12%	7%	4%	10%	11%	4%	6%	5%	7%	7%	4%	6%	7%
Fees Waived	2,940	2,590	2,625	2,975	2,765	2,975	3,010	2,485	2,625	2,520	2,695	2,345	2,520
% Waived	3%	3%	3%	3%	3%	3%	3%	3%	3%	3%	3%	2%	3%
<b>Area 13 - El Dorado</b>													
Fees Possible	57,820	59,290	59,395	58,905	59,815	59,710	59,535	58,135	57,295	58,240	59,360	58,730	58,520
Fees Collected	52,984	46,697	58,040	47,067	50,351	49,861	53,014	48,396	57,391	51,195	44,271	50,492	53,101
% Collected	92%	79%	98%	80%	84%	84%	89%	83%	100%	88%	75%	86%	91%
% Paying Offenders	53%	46%	53%	49%	49%	51%	53%	53%	59%	56%	50%	56%	58%
% Employed	67%	67%	67%	68%	70%	69%	69%	71%	70%	71%	68%	70%	68%
Fees Converted	3,264	2,153	1,989	1,712	1,714	1,377	653	486	900	1,300	1,208	892	2,006
% Converted	6%	4%	3%	3%	3%	2%	1%	1%	2%	2%	2%	2%	3%
Fees Waived	6,090	5,880	5,530	5,635	5,390	5,215	5,285	5,320	5,075	5,180	4,795	4,935	4,865
% Waived	11%	10%	9%	10%	9%	9%	9%	9%	9%	9%	8%	8%	8%
<b>Grand Total</b>													
Fees Possible	1,260,980	1,270,815	1,274,315	1,278,130	1,293,460	1,294,825	1,282,680	1,293,145	1,285,725	1,280,825	1,291,255	1,287,195	1,271,795
Fees Collected	1,162,854	1,124,922	1,241,092	1,109,047	1,068,391	1,022,377	1,197,118	1,201,264	1,135,259	1,211,603	1,066,399	1,139,898	1,208,074
% Collected	92%	89%	97%	87%	83%	79%	93%	93%	88%	95%	83%	89%	95%
% Paying Offenders	55%	52%	55%	52%	51%	49%	55%	56%	55%	58%	54%	56%	60%
% Employed	79%	79%	80%	81%	81%	81%	81%	81%	81%	81%	80%	80%	79%
Fees Converted	59,773	50,636	38,838	45,088	41,542	36,389	39,896	41,316	47,204	47,745	38,428	43,648	55,713
% Converted	5%	4%	3%	4%	3%	3%	3%	3%	4%	4%	3%	3%	4%
Fees Waived	84,070	77,910	73,640	64,610	58,100	56,420	52,045	53,830	51,485	55,405	53,060	51,940	49,280
% Waived	7%	6%	6%	5%	4%	4%	4%	4%	4%	4%	4%	4%	4%

- Fees Possible -** The amount of supervision fees that can be collected per active/electronic monitoring supervision status of offenders for that month only. Does not include annual, pre-trial, and SIS.
- Fees Collected -** Actual amount of money collected that can be deposited in Special Revenue fund. Please keep in mind the amount collected could include an offender that pays three months in advance.
- Fees Converted -** Amount not included in Fees Collected. Represents the amount of money lost by conversions. If this money were collected instead of converted, it would be added to Fees Collected.
- Fees Waived -** Amount not included in Fees Collected. Represents the amount of money lost by waivers. If this money were collected instead of waived, it would be added to Fees Collected.



# Center Populations

ARDOC  
REPORT NO. IPTR500 - 18

ARKANSAS DEPARTMENT OF CORRECTION  
ACC OPTION  
STATEWIDE POPULATION REPORT

PAGE: 1 of 2  
PROCESSED: 01/31/2020 12:32 AM  
REQUESTOR: eOMIS

FOR: 01/31/2020

Location:	In Count	Out To:					Total	Capacity	% Capacity	
		ORCU Hosp	Other Hosp	Furlough	Court					
Central AR CCC - Males/Males	131	0	0	0	0	0	131	120		
Central AR CCC - Short Term Drug Court Treatment/Males	21	0	0	0	0	0	21	30		
<b>Central AR CCC - Males Total</b>	<b>152</b>	<b>0</b>	<b>0</b>	<b>0</b>	<b>0</b>	<b>0</b>	<b>152</b>	<b>150</b>	<b>101.3%</b>	
East Central AR CCC/Females	254	0	0	0	0	1	255	212		
East Central AR CCC-Females Drug Treatment/Females	32	0	0	0	0	0	32	50		
East Central AR CCC Supervision Sanction-Female/Females	0	0	0	0	0	0	0	88		
East Central AR CCC Supervision Sanction-Female/SSP Sanction Females*	76	0	0	0	0	0	76	0		
<b>East Central AR CCC Total</b>	<b>362</b>	<b>0</b>	<b>0</b>	<b>0</b>	<b>0</b>	<b>1</b>	<b>363</b>	<b>350</b>	<b>103.7%</b>	
NE AR CCC - Drug Treatment/Males	25	0	0	0	0	0	25	25		
NE AR CCC/Males	214	0	0	0	0	0	214	215		
<b>NE AR CCC Total</b>	<b>239</b>	<b>0</b>	<b>0</b>	<b>0</b>	<b>0</b>	<b>0</b>	<b>239</b>	<b>240</b>	<b>99.6%</b>	
NW AR CCC/Females	125	0	0	0	0	1	126	126		
<b>NW AR CCC Total</b>	<b>125</b>	<b>0</b>	<b>0</b>	<b>0</b>	<b>0</b>	<b>1</b>	<b>126</b>	<b>126</b>	<b>100.0%</b>	
Omega Supervision Sanction Center/ SSP Sanction Males*	295	0	0	0	0	0	295	0		
Omega Supervision Sanction Center/Males	0	0	0	0	0	0	0	300		
<b>Omega Supervision Sanction Center Total</b>	<b>295</b>	<b>0</b>	<b>0</b>	<b>0</b>	<b>0</b>	<b>0</b>	<b>295</b>	<b>300</b>	<b>98.3%</b>	
SW AR CCC/Males	473	0	0	0	0	0	473	475		
SW AR Supervision Sanction Center/ SSP Sanction Males*	50	0	0	0	0	0	50	0		
SW AR Supervision Sanction Center/Males	0	0	0	0	0	0	0	50		
<b>SW AR CCC Total</b>	<b>523</b>	<b>0</b>	<b>0</b>	<b>0</b>	<b>0</b>	<b>0</b>	<b>523</b>	<b>525</b>	<b>99.6%</b>	
<b>In Transit Count:</b>	<b>0</b>									
<b>TOTALS - UNIT COUNT</b>	<b>1,696</b>	<b>0</b>	<b>0</b>	<b>0</b>	<b>0</b>	<b>2</b>	<b>1,698</b>			
							<b>Male</b>	<b>1,209</b>	<b>1,215</b>	<b>99.5%</b>
							<b>Female</b>	<b>489</b>	<b>476</b>	<b>102.7%</b>
							<b>Total</b>	<b>1,698</b>	<b>1,691</b>	<b>100.4%</b>
<b>County Jail Backup SSP/Females Total</b>	<b>5</b>	<b>0</b>	<b>0</b>	<b>0</b>	<b>0</b>	<b>0</b>	<b>5</b>			
<b>County Jail Backup SSP/Males Total</b>	<b>121</b>	<b>0</b>	<b>0</b>	<b>0</b>	<b>0</b>	<b>0</b>	<b>121</b>			
<b>County Jail Backup/Females Total</b>	<b>116</b>	<b>0</b>	<b>0</b>	<b>0</b>	<b>0</b>	<b>0</b>	<b>116</b>			
<b>County Jail Backup/Males Total</b>	<b>17</b>	<b>0</b>	<b>0</b>	<b>0</b>	<b>0</b>	<b>0</b>	<b>17</b>			
<b>TOTAL - NONAGENCY</b>	<b>259</b>	<b>0</b>	<b>0</b>	<b>0</b>	<b>0</b>	<b>0</b>	<b>259</b>			
							<b>Male</b>	<b>138</b>		
							<b>Female</b>	<b>121</b>		
							<b>Total</b>	<b>259</b>		
<b>Re-Entry Act 146 Total</b>	<b>289</b>	<b>0</b>	<b>0</b>	<b>0</b>	<b>0</b>	<b>0</b>	<b>289</b>	<b>0</b>		
<b>GRAND TOTAL</b>	<b>2,244</b>	<b>0</b>	<b>0</b>	<b>0</b>	<b>0</b>	<b>2</b>	<b>2,246</b>			

# Parole/Probation Population

**Active:**

includes current status of Active, Abscond and Electronic Monitoring

**Inactive:**

includes current status of Non Reporting, Unsupervised, SIS  
(Suspended Imposition of Sentence), Incarcerated and Out to Other State

## Statewide Totals by Current Supervision Status (Active and Inactive) as of February 4, 2020

<b>Area</b>	<b>Active</b>	<b>Inactive</b>	<b>TOTAL</b>
<b>Area 1-Fayetteville</b>	<b>6,799</b>	<b>3,095</b>	<b>9,894</b>
<b>Area 2-Mountain Home</b>	<b>2,529</b>	<b>630</b>	<b>3,159</b>
<b>Area 3-Searcy</b>	<b>4,694</b>	<b>1,399</b>	<b>6,093</b>
<b>Area 4-Jonesboro</b>	<b>4,197</b>	<b>1,527</b>	<b>5,724</b>
<b>Area 5-Fort Smith</b>	<b>3,956</b>	<b>1,713</b>	<b>5,669</b>
<b>Area 6-Conway</b>	<b>3,672</b>	<b>1,120</b>	<b>4,792</b>
<b>Area 8-Little Rock</b>	<b>7,768</b>	<b>1,358</b>	<b>9,126</b>
<b>Area 9-West Memphis</b>	<b>2,300</b>	<b>367</b>	<b>2,667</b>
<b>Area 10-Hot Springs</b>	<b>4,221</b>	<b>916</b>	<b>5,137</b>
<b>Area 11-Pine Bluff</b>	<b>3,565</b>	<b>684</b>	<b>4,249</b>
<b>Area 12-Texarkana</b>	<b>3,557</b>	<b>1,250</b>	<b>4,807</b>
<b>Area 13-El Dorado</b>	<b>2,369</b>	<b>572</b>	<b>2,941</b>
<b>ISC</b>	<b>88</b>	<b>1,881</b>	<b>1,969</b>
<b>Statewide Totals by Status</b>	<b>49,715</b>	<b>16,512</b>	<b>66,227</b>

# Parole/Probation Population

Statewide Totals by Current Supervision Status as of February 4, 2020

Area	Active			Inactive					OVERALL TOTALS PER AREA
	Active (Direct Supv)	Electronic Monitoring (Direct)	Absconded	Incarcerated	Non-Reporting	Out to Other State	Unsupervised	Suspnd Imposition of Snt (SIS)	
Area 1-Fayetteville	5,288	18	1,493	548	942	545	335	725	9,894
Area 2-Mountain Home	2,147	11	371	218	136	114	104	58	3,159
Area 3-Searcy	3,978	3	713	269	263	214	101	552	6,093
Area 4-Jonesboro	3,364	3	830	252	150	183	92	850	5,724
Area 5-Fort Smith	3,386	20	550	216	358	67	144	928	5,669
Area 6-Conway	2,993	7	672	263	249	111	107	390	4,792
Area 8-Little Rock	5,826	180	1,762	329	469	76	246	238	9,126
Area 9-West Memphis	1,724	3	573	155	64	50	10	88	2,667
Area 10-Hot Springs	3,345	48	828	272	172	78	179	215	5,137
Area 11-Pine Bluff	2,669	34	862	186	69	55	158	216	4,249
Area 12-Texarkana	2,860	14	683	270	368	186	112	314	4,807
Area 13-El Dorado	1,855	4	510	186	86	28	68	204	2,941
ISC	15		73	30	78	1,773			1,969
Statewide Totals by Current Supervision Status	39,450	345	9,920	3,194	3,404	3,480	1,656	4,778	66,227

<b>Active Offender Count Excluding Absconders</b>
<b>39, 795</b>

## Explanation for "Current Supervision Status"

### Active Supervision:

Offender is currently on Active/Direct Supervision Status.

### Electronic Monitoring:

Offender is currently on an Electronic Monitor.

### Incarcerated:

Offender is currently incarcerated including the following:

- Parole Holds (in state and out-of-state)
- ACT 570 Holds
- County Jail (including possible new charges—felony or misdemeanors—or serving commitments for traffic fines, court commitments, etc).

### Non Reporting:

Drug Court offender currently in a Community Correction Center for sanction or court commitment, on detainer (federal or ICE hold), out-of-state, in CCC Residential Treatment, nursing home, hospital, or Arkansas State Hospital.

### Out-To-Other-State:

Offender supervised out of Arkansas through Interstate Compact.

### Unsupervised:

Parolee whose earned Good Time has met the requirements for unsupervised parole, probationers who received Unsupervised Sentence (e.g., five-year probation sentence specified as 3 years supervised and an additional 2 years unsupervised probation; or an unsupervised probation sentence which is common for misdemeanor offenses (e.g., 1 year unsupervised probation term).

### Suspended Imposition of Sentence (SIS):

Offender received a suspended term of supervision.

# Parole/Probation Population

## Statewide Risk Levels by Caseload Types as of February 4, 2020

CURRENT RISK LEVELS	Parole	Probation	Drug Court	Hope Court	Mental Health Court	Veterans Court	Swift Courts	Pre Adjudicated	Pre Trial/ Drug Court	Pre Trial/ Pre-Adjudicated	Pre Trial/ Regular	Pre Trial/ Veterans Court	Suspended	Ext Sex Offender Supv	Totals
Maximum	2,811	1,053	138	9	6	4	4		1	1			220	1	4,248
Medium	9,736	10,240	873	60	10	27	26		13	39		1	951	1	21,977
Minimum	7,285	18,192	925	22	11	63	58	1	15	55	8	1	1,009		27,645
Annual Reporting	2,568	1,487	1				17						52		4,125
Unassigned	2,971	2,503	71	3		2	1		9	7	23	1	2,641		8,232
<b>Sum:</b>	<b>25,371</b>	<b>33,475</b>	<b>2,008</b>	<b>94</b>	<b>27</b>	<b>96</b>	<b>106</b>	<b>1</b>	<b>38</b>	<b>102</b>	<b>31</b>	<b>3</b>	<b>4,873</b>	<b>2</b>	<b>66,227</b>

### CURRENT RISK LEVELS ASSIGNED EXPLANATION:

- Maximum- last risk level score as "High"
- Medium- last risk level score as "Medium"
- Minimum- last risk level score as "Low"
- Annual- identifies offenders that are supervised Annual Reporting
- Unassigned- no ARORA has been completed or offender is currently supervised as "Unsupervised" where the risk level was changed to unassigned

## Statewide Risk Levels by Caseload Supervision Status as of February 4, 2020

RISK LEVELS BY CURRENT SUPERVISION STATUS	Maximum	Medium	Minimum	Annual Reporting	Unassigned	Sum:
Active (Direct Supv)	2,239	13,547	19,915	3,332	417	39,450
Electronic Monitoring (Direct)	95	205	43	1	1	345
Absconded	989	4,147	3,174	79	1,531	9,920
Incarcerated	404	1,299	796	13	682	3,194
Non-Reporting	208	1,059	950	13	1,174	3,404
Out to Other State	91	628	1,143	35	1,583	3,480
Unsupervised	11	161	629	600	255	1,656
Suspnd Imposition of Snt (SIS)	211	931	995	52	2,589	4,778
<b>Sum:</b>	<b>4,248</b>	<b>21,977</b>	<b>27,645</b>	<b>4,125</b>	<b>8,232</b>	<b>66,227</b>

# Parole/Probation Population

## Probation and Parole Gains and Losses in January 2020

Gains and Losses	Probation	Parole	Pre-Trial	Suspended	Sum:
<b>Intakes</b>	874	803	42	144	1,863
<b>Sanction Release from SSP</b>	25	223			248
<b>Total Gains</b>	<b>899</b>	<b>1,026</b>	<b>42</b>	<b>144</b>	<b>2,111</b>
<b>Revocations/or New ADC or CCC Sentence</b>	315	539	3	27	884
<b>Sanction Incarceration SSP</b>	12	137			149
<b>Terminations</b>	543	281	14	43	881
<b>Total Losses</b>	<b>870</b>	<b>957</b>	<b>17</b>	<b>70</b>	<b>1,914</b>

## ACC Specialized Squads

### Special Response Team

January SRT-Task Force Report	
<b>Arrests:</b>	
Absconders	70
Active Supervision	23
Collateral Arrest	30
<b>SRT Total:</b>	<b>42</b>
<b>Task Force Total:</b>	<b>86</b>
<b>SRT Plus Task Force Total:</b>	<b>251</b>

January SRT-Task Force Report	
Felony charges	305
Misdemeanor charges	68
Traffic charges	16
Narcotics arrests	101
<b>Confiscations:</b>	
Marijuana	34.7 lbs
Meth	12.6 lbs
Cocaine	46.03 grams
Prescription pills	1,082 pills
Heroin	1 gram
Handguns	65
Rifles	16
Drug paraphernalia	91 items
Recovered vehicles	5
Currency	\$19,333

### Area 8 Intensive Parole Supervision

INTENSIVE PAROLE SUPERVISION	January, 2020								
<b>Type of Arrests</b>									
Felony Charges	3								
Misdemeanor Charges	2								
Firearms	1								
Narcotics Arrests	3								
<table border="1" style="margin: 10px auto;"> <thead> <tr> <th colspan="2">Number of Arrests</th> </tr> </thead> <tbody> <tr> <td>Active Supervision</td> <td>5</td> </tr> <tr> <td>Collateral Arrest</td> <td>1</td> </tr> <tr> <td><b>Total Arrest:</b></td> <td><b>6</b></td> </tr> </tbody> </table>		Number of Arrests		Active Supervision	5	Collateral Arrest	1	<b>Total Arrest:</b>	<b>6</b>
Number of Arrests									
Active Supervision	5								
Collateral Arrest	1								
<b>Total Arrest:</b>	<b>6</b>								
<b>CONFISCATIONS</b>									
Marijuana	3.2 pounds								
Cocaine	3.5 ounces								
Drug Paraphernalia	2								
Handguns	6								
Sawed off shotgun	1								
Currency	\$500.00								
Ammunition	150 rounds								

# Community Service

## Community Service - 2020

Area	Cities Within Area	January		February	March	April	May	June	July	August	September	October	November	December	Year End Totals
		Number of Participants	Number of Hours												
1	Bentonville, Fayetteville	47.0	641.7												688.7
2	Harrison, Mountain Home, Salem, Mountain View, Berryville	35.0	926.0												961.0
3	Searcy, Newport, Walnut Ridge, Ash Flat, Heber Springs, Batesville, Pocahontas, Lonoke	97.0	2,412.0												2,509.0
4	Jonesboro, Paragould, Osceola	60.0	719.0												779.0
5	Fort Smith, Booneville, Clarksville, Ozark, Mena	128.0	1,297.0												1,425.0
6	Conway, Russellville, Morrilton, Danville	94.0	1,486.0												1,580.0
8	Little Rock, North Little Rock	50.0	1,370.0												1,420.0
9	Forrest City, Helena, West Memphis	20.0	316.0												336.0
10	Malvern, Benton, Sheridan, Arkadelphia, Hot Springs, Benton	71.0	1,211.2												1,282.2
11	Pine Bluff, Stuttgart, Monticello, Crossett	71.0	671.9												742.9
12	Texarkana, Ashdown, Hope, Lewisville, Nashville	54.0	668.0												722.0
13	Columbia, Union, Calhoun, Ouachita, Dallas, Cleveland	29.0	402.3												431.3
<b>TOTAL</b>		<b>756.0</b>	<b>12,121.1</b>	<b>0.0</b>	<b>0.0</b>	<b>0.0</b>	<b>0.0</b>	<b>0.0</b>	<b>0.0</b>	<b>0.0</b>	<b>0.0</b>	<b>0.0</b>	<b>0.0</b>	<b>0</b>	<b>12,121.1</b>

## County Work Project Report January 2020

### January 2020 Litter Crew Report

Area	Cities Within Area	Number of Participants	Number of Hours
Area 12	Texarkana, Ashdown, Hope, Lewisville, Nashville	21	184.8
<b>TOTAL</b>		<b>21</b>	<b>184.8</b>

Area	COUNTIES Within Area	Number of PROBATIONERS and PAROLEES	Number of HOURS
1	Benton	36	407.50
9	Crittenden	9	71.00
<b>TOTAL</b>		<b>45</b>	<b>478.50</b>

# Revocations

## Revocation Events By Supervision Types and Area January 2020

Area	Supervision Type	Revoked (Sent to ADC)	Revoked (Sent to CCC)	Revoked (Other)	New ADC/ CCC Sentence
Area 1-Fayetteville	Probation	13	5	9	5
Area 2-Mountain Home		6	1		1
Area 3-Searcy		17	20	18	5
Area 4-Jonesboro		12	7	20	11
Area 5-Fort Smith		2	4	1	8
Area 6-Conway		8	3		3
Area 8-Little Rock		9	3	44	
Area 9-West Memphis		1	1		2
Area 10-Hot Springs		13	2	5	
Area 11-Pine Bluff		8	6	5	1
Area 12-Texarkana		24			1
Area 13-El Dorado		5	1	5	
<b>Total by Supervision Type</b>	<b>Probation</b>	<b>118</b>	<b>53</b>	<b>107</b>	<b>37</b>
Area 1-Fayetteville	Parole	59	1	7	1
Area 2-Mountain Home		15			2
Area 3-Searcy		41			4
Area 4-Jonesboro		46			8
Area 5-Fort Smith		55			5
Area 6-Conway		34			5
Area 8-Little Rock		88			5
Area 9-West Memphis		22			2
Area 10-Hot Springs		36			4
Area 11-Pine Bluff		29			5
Area 12-Texarkana		22			20
Area 13-El Dorado		23			
<b>Total by Supervision Type</b>	<b>Parole</b>	<b>470</b>	<b>1</b>	<b>7</b>	<b>61</b>
Area 3-Searcy	Pre-Trial				1
Area 5-Fort Smith					1
Area 13-El Dorado		1			
<b>Total by Supervision Type</b>	<b>Pre-Trial</b>	<b>1</b>			<b>2</b>
Area 1-Fayetteville	Suspended	1		3	4
Area 2-Mountain Home		1			1
Area 3-Searcy		2			2
Area 4-Jonesboro					2
Area 5-Fort Smith					1
Area 6-Conway		1			3
Area 9-West Memphis					1
Area 10-Hot Springs					1
Area 11-Pine Bluff			1		
Area 12-Texarkana		1			1
Area 13-El Dorado		1			
<b>Total by Supervision Type</b>	<b>Suspended</b>	<b>7</b>	<b>1</b>	<b>3</b>	<b>16</b>
	<b>TOTAL BY SUPERVISION EVENT</b>	<b>596</b>	<b>55</b>	<b>117</b>	<b>116</b>

# Revocations

## Parole Revocation Hearings and Outcomes January 2020

Hearing Outcome	Laws and Technical	Laws Only	No Violations Noted	Technical Only	Total By Hearing Outcome
Deferred	1	1	2	1	5
Reinstate	3	1		1	5
Revoked	37	108		5	150
Waived	316	22		64	402
<b>Total By Violation Type</b>	<b>357</b>	<b>132</b>	<b>2</b>	<b>71</b>	<b>562</b>

Note: Excludes SSP Sanction Hearings

ACT 1029 HEARINGS HELD	Total
Deferred	1
Revoked	15
Waived	16
<b>Total # ACT 1029 Hearings</b>	<b>32</b>

Note: Included in totals for Hearing Outcomes

# Supervision Sanctions

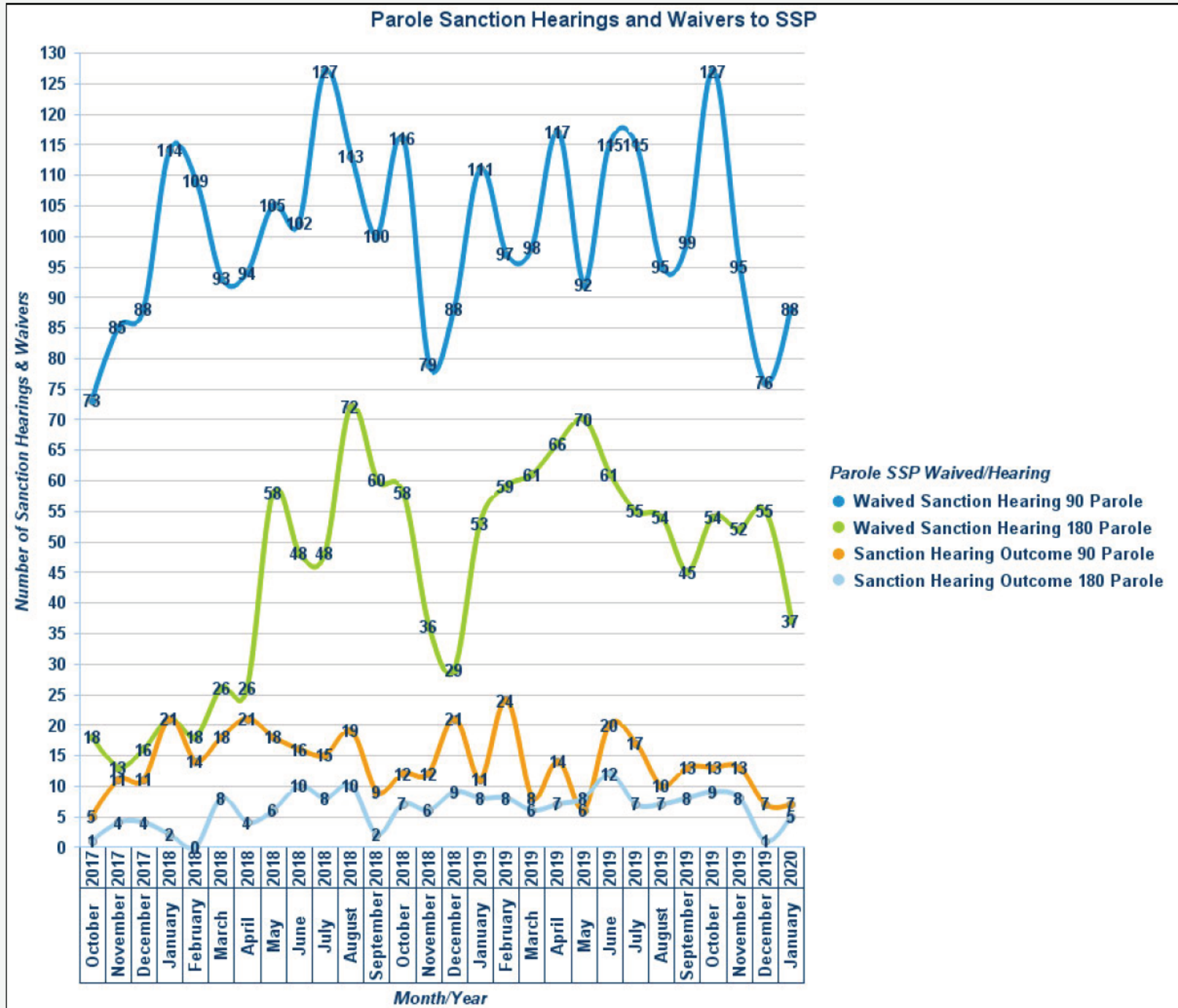
## Supervision Sanction Hearings and Waivers

10/1/2017- 1/31/20

Sanction Hearing Outcome	Sanction Hearing Type	Parole	Probation	Sum:
Sanction Hearing Outcome 90	Sanction Hearing	386	9	<b>395</b>
Sanction Hearing Outcome 180		175	6	<b>181</b>
<b>Totals:</b>	<b>Sanction Hearing</b>	<b>562</b>	<b>14</b>	<b>576</b>
Waived Sanction Hearing 90	Waived Sanction Hearing	2,810	260	<b>3,070</b>
Waived Sanction Hearing 180		1,269	46	<b>1,269</b>
<b>Totals:</b>	<b>Waived Sanction Hearing</b>	<b>4,079</b>	<b>306</b>	<b>4,385</b>
	<b>Overall Totals:</b>	<b>4,641</b>	<b>320</b>	<b>4,961</b>



# Supervision Sanctions



# Drug Testing

## Parole & Probation

### Regular Probation and Parole

#### Positive Tests during January 2020

Offender Urine Tests this Period: 10,315

Number of Offenders Testing Positive: 3,601

Drug Tested	Count
THC/Marijuana	2,242
Methamphetamines	1,721
Amphetamines	1,422
Cocaine	260
Benzodiazepines	186
Ethyl Glucuronide	173
Heroin/Opiates	139
Alcohol	109
Oxycodone	55
Ecstasy	39
Buprenorphine	28
Morphine	26
Tramadol	23
Hydrocodone	20
PCP	18
Fentanyl	12
Creatinine	10
Methadone	9
Methadone Metabolite	7
Barbiturates	4
Crack	4
K2 (SPICE)	3
Prescription Abuse	3
pH	2
Heroin Metabolite	1
Methaqualone	1
Other Hallucinogens	1
Propoxyphene	1
<b>Total</b>	<b>6,519</b>

### Drug Courts

#### Positive Tests during January 2020

Offender Urine Tests this Period: 7,814

Number of Offenders Testing Positive: 214

Drug Tested	Count
Buprenorphine	133
THC/Marijuana	120
Methamphetamines	88
Amphetamines	84
Ethyl Glucuronide	41
Benzodiazepines	31
Heroin/Opiates	29
Tramadol	22
Morphine	17
Fentanyl	14
Cocaine	13
Oxycodone	13
Alcohol	12
Hydrocodone	12
Methadone	9
Barbiturates	5
Ecstasy	4
Creatinine	3
LSD	1
<b>Total</b>	<b>651</b>

### Specialty Courts

#### Positive Tests during January 2020

Offender Urine Tests this Period: 343

Number of Offenders Testing Positive: 21

Drug Tested	Count
THC/Marijuana	13
Amphetamines	8
Methamphetamines	8
Cocaine	3
Heroin/Opiates	3
Benzodiazepines	2
Ethyl Glucuronide	2
Alcohol	1
Oxycodone	1
<b>Total</b>	<b>41</b>