



**DIVISION OF
COMMUNITY
CORRECTION**

Director's Report

December 2020

Jerry Bradshaw, Director

From the Director

Tiffany Jackson was promoted from assistant area manager to **Area 3 Manager** in mid-November replacing Kris Honey, who was promoted to assistant director. Jackson obtained a BS in criminology from Arkansas State University in Jonesboro. She completed an

internship with the Division of Community Correction in the Jonesboro Office during 2001.

Once her internship was over, she was hired for an extra

help position shortly afterwards with the same office. She began her career as a parole/probation officer with the Division of Community Correction in September 2002 at the Searcy office. She was promoted to assistant area manager in January 2014 and supervised staff in both White and Prairie counties. She will continue to be an asset to the Department of Corrections in her new position.



Syrna Bowers was promoted to Center Supervisor at the **East Central Arkansas Community Correction Center** in West Memphis in late November. She replaces Phyllis Silas, who retired earlier this year after a long career with ACC. She comes to East Central Center by way of the Northeast Arkansas Community Correction Center, where she was responsible for overseeing facility security, treatment and chaplaincy programs, as well as directing facility operation as the center's assistant center supervisor.

Bowers began her career with ACC in 2005 as an advisor. For the past 15 years she has progressed through the ranks within the residential services treatment positions. Her passion and commitment to substance abuse counseling and counselor development have established her as an accomplished leader. She was recognized as the 2012 Treatment Employee



of the Year and 2017 Gold Key Treatment Supervisor of the Year. Bowers received both her BS and MS degrees from the University of Arkansas at Pine Bluff. She holds several professional credentials including certified law enforcement instructor, certified clinical supervisor, advanced alcohol and drug counselor, collaborative casework instructor, and gender responsive for justice involved women instructor.

Thomas McBroom has been named **Area 11 Manager** in Parole and Probation. His promotion became effective January 4, 2021, as he replaces retiring Area Manager Kim Knoll. McBroom graduated from University of Central Arkansas in December 2003 with a BA degree in sociology-criminology. McBroom worked as an intern his final semester at the University of Central Arkansas



at the probation office in Little Rock. He began his employment with ACC in February 2004 as a parole/probation officer in the Lonoke Office. In November 2009 he was promoted to agent and in February 2012 he was promoted to assistant area manager for Area 11 in Arkansas and Jefferson counties.

Captain Freddie Otts was promoted to Major at the **Omega Center** in Malvern in November. Otts, who was promoted from captain at the Central Arkansas Center in Little Rock, brings a wealth of knowledge to the center, and Omega is excited to have him on board.



The blue tennis shoes were not new, but they were the right size and Parole/Probation Agent Kayla Sain in **Area 4** put the find in the trunk of her car. Sain had been working with a probationer who has little and, she believed, was struggling with mental issues. He lived in a rural area, had no car and found it difficult to find work, but he always showed up for his office visit. It was during those visits that she noticed he always wore flip flops and she asked him about it. They were, he told her, the only shoes he had. His other pair had been stolen. It was at that point Sain decided to find him a pair of shoes and she did - in a coat closet that takes in donations of clothing and provides them to those in need. She planned to give him the shoes at his next office visit. Weeks later Sain was at a local courthouse when courthouse staff told her a man was there to see her, but he was barefoot and they wanted to know if it was okay to let him in. It was the probationer. His flip flops had broken. Sain went out to her car, retrieved the tennis shoes and presented them to the probationer. The 13-year veteran ACC officer provided shoes that restored a bit of dignity to an offender who faces difficulties. When asked about it, Sain simply noted that working to help offenders is what probation officers do.

Logan/Scott County Drug Court in **Area 5** wanted to do something special for the Thanksgiving holiday so they purchased, prepared and handed out food bags



for all specialty court participants in both Logan and Scott counties. Each participant received a complete Thanksgiving meal, from the turkey to the pie. All participants were genuinely grateful. Judge Ramey wanted Thanksgiving meals purchased for the offenders in the drug court, so PPO Jacky Young and Admin. Libby Cobb made bags for each of the offenders and passed them out.



Acting on a tip that an offender was selling narcotics, **Area 8** parole/probation agents conducted a home visit on Chenal Parkway in Little Rock and found a

Glock 9 mm pistol, \$8,500 in cash, marijuana and a bottle of promethazine. The offender was taken into custody for questioning.

In early November, a home visit conducted by Agents Dustin Parker and Brooke Williams resulted in the officers locating a chinese-made SKS rifle with a fully-loaded magazine with 7.62 mm rounds, a Vanguard 7 mm rifle, a box of 20 Remington Centerfire cartridges, a box of Remington 7mm cartridges and a knife with an approximately four-inch blade. The Grant County Sheriff's Department transported the offender to the Grant County Detention Center and the offender was charged with Possession of a Firearm by Certain Persons.



Area 8 Agents received a complaint that illegal narcotics sales were taking place at an offender's home on




Napa Valley Drive in Little Rock. When the offender came to the parole office for his visit he was told they were going to conduct a home visit. The offender quickly stated he wanted to change his address. Agents found that behavior odd, so the offender was trans-

ported to the home, and agents were let in by apartment management. Agents cleared the residence and located approximately 4,200 Xanax pills in the kitchen cabinet and approximately two pounds of marijuana under the kitchen sink. The Little Rock Police Department's narcotics division was called and a search warrant was obtained. The offender was taken into custody. His sister, who shared the apartment with him, was charged.

The **Omega Center** in Malvern had six staff members graduate Residential Services Basic Training. Grad-



uates are, from left to right, second row: Elizabeth Valovich, Kaci Petit and David Owens. Front row, left to right, is Abigail Morrow, Paula Gray and Mason Davidson.



Kaci Pettit (above left) received the Honor Graduate award and Corporal Elizabeth Valovich (above right) received the Distinguished Graduate award.

ACC officers in **Area 8**, along with North Little Rock Police officers, conducted a home visit in North Little Rock and found a small amount of crack cocaine, four glass pipes, two digital scales, and a large amount of hydrocodone pills in a glass jar. A search of the residence revealed that it was possible the offender had

been cooking crack cocaine in the living room. All evidence was collected by NLRPD and the offender was taken into custody.



Area 8 Agents received information that an absconder was living in West Little Rock and he was located at a gas station a block from the home where he was living. He was seen carrying a pink backpack. A search of the backpack and the offender's car revealed approximately 6 pounds of suspected marijuana (shown at left). The absconder was taken into custody.

A local officer was running the St Jude virtual marathon and staff at the **East Central Center** in West Memphis stepped up to cheer her and show support (below).



Area 8 has several officers who volunteered to help grow a community service volunteer program. Shana Chaplin, director of EngageAR, and Ardella Bearden are heading up the volunteer program under the direction of Assistant Director Carrie Williams. Pictured from left to right, on the front row is LaShunda O'Brien, Career Planning; Chastity Hull, Probation Agent; Johnnie Tyson, Parole Agent; Jessica McCord, PPO I; Shana Chaplin, Director EngageAR; Detonda Woolfolk, Parole Agent; and Jania Evans, Assistant Area Manager. Back Row: Ardella Bearden, Grants Analyst; Tim Warhurst, Area Manager; Felecia Thomas, Assistant Area Manager; Laron Kelleybrew, Probation Agent; Winston Middleton, Probation Agent; and PPO Chris Derrick.


Staff at the East Central Center in West Memphis took on the mission to do a canned food drive to help the needy during the Thanksgiving holiday season.



Staffers are shown above with some of the food collected. At right are two residents of the center holding "letters of thanks." Residents were provided with the opportunity to write letters of thanks to the staff members who have touched their lives. The residents gave out their letters during the Thanksgiving holiday.

At the Northwest Center in Fayetteville, residents and staff celebrated

Veteran's Day and Thanksgiving holidays with fun activities. On Veteran's Day the residents participated in a cake walk (at far right on bottom of the page) and played bingo. The residents received donuts as a prize for the cake walk and a variety of prizes for bingo. For Thanksgiving the residents played Family



Feud (at right) and Shake Your Tail Feathers (shown above).



Treatment Program Summary:

674 probationers and parolees were served in the general Substance Use Disorder Treatment Programs. Additionally 1,156 participants were served in the Drug Court Treatment Programs, bringing the total served to 1,830.

A total of 478 residents have agreed to participate in Medication Assisted Treatment (MAT) since the program started in July 2018; 217 are discharged with follow up in progress in the community; and 42 have completed the program. Partnership is in effect with 57 Community Providers to continue MAT upon release from ACC Centers.

General Treatment Program Summary (Non-Drug Court):

Substance Use Disorder Treatment - 433 participants
Case Management - 62 participants
Continuing Care - 164 participants
Domestic Violence Prevention - 4 participants
Life Skills - 16 participants
Tobacco Use Treatment Groups - 6 participants

Marilee House from the Batesville Rape Crisis Center presented Character Traits of an Abuser to Aftercare Program participants in Batesville.

Lin Welford, a local artist in Berryville, gave a presentation on rock painting and demonstrated the art with Drug Court program participants.

As of November, ACC has 7 licensed reentry facilities with 183 residents currently in Phases I-IV of the Reentry Facility Program with 20 reentry graduates.

During November, 29 new residents were transferred into the reentry program, 2 residents completed Career

Readiness Certification and 2 residents completed WAGE. A total of 19 Reentry Facility residents received their driver's license, 19 received an ID card, 12 received their Social Security card and 17 received birth certificates.

In November, there was a total of 17 virtual job fairs with 96 referrals and 51 in attendance. One Good Grid class was held, 77 facility residents were reported to be employed and 61 residents were reported to be ineligible for employment at this time.

Reentry Officers conducted 133 Reentry Facility office visits, 104 Phase IV office visits, 24 Phase IV home visits, and 66 pre-Parole Plan Verifications. Reentry Officers made 65 community contacts within their assigned area during the month.

Transitional Housing:

A total of 21 licensed facilities with 402 ACC funded residents in the facilities.

Within the Transitional Facilities there are a total of 216 residents who have obtained full time employment, 32 part time employment and 37 are drawing disability. This month, 5 residents reported to have enrolled in GED classes and 1 completed.

There are 60 registered sex offenders living in the transitional facilities. A total of 26 residents received their driver's license, 23 received an ID card, 67 received their Social Security card and 68 received birth certificates. A total of 44 graduated the transitional housing program, 59 Absconded and 17 were dismissed

During November there were approximately 214 individuals screened for the Arkansas Works program.

Comprehensive Opioid Abuse Program (COAP) Clinical Report- November 2020

COAP Clinical Report-NOV 2020	Status		Assessments	Groups	Individuals	MAT	Total Assesments
Locations:							
Area 3- Pocahontas, Randolph County	Active 7/19		0	1	2	0	7
Area 5- Clarksville, Johnson County	Active 7/19		0	0	0	0	8
Area 5- Ozark, Franklin County	Active 1/20		0	0	0	1	3
Area 6- Danville, Yell County	Active 7/19		0	3	7	1	7
Area 6- Morrilton, Conway County	Active 8/19		1	3	3	0	11
Area 10- Arkadelphia, Clark County	Active 8/19		0	4	4	0	20
Area 2- Mtn. View, Stone County	Active 7/19		2	3	8	2	22
Area 2- Berryville, Carroll County	Active 9/19		0	3	6	1	14
Area 3- Walnut Ridge, Lawrence County	Active 10/19		0	2	2	1	10
Area 4- Paragould, Green County	Active 8/19		1	0	15	1	29
Area 10- Sheridan, Grant County	Active 7/19		0	0	0	0	16
Area 2- Melbourne, IZard County	Active 12/19		1	4	8	2	4
Area 3- Newport, Jackson County	Active 11/19		0	2	3	0	18
Area 4- Hardy, Sharp County	Active 10/19		0	14	17	0	15
Area 12- Lewisville, Lafayette County	Active 8/2020		0	3	3	0	2
Total	15		5*	42	78	9	186
Advisor Program Data:	Admissions	Active	D/S	GRAD	U/S	REF	Aftercare
Clarksville, Ozark, Arkadelphia, Sheridan, Lewisville - position vacant	0	0	0	0	0	0	0
Pocahontas, Walnut Ridge, Paragould, Newport, Hardy	1	17	0	0	0	0	3
Danville, Morrilton, Mountain View, Berryville, Melbourne	2	13	3	0	1	0	5
Total for Month	3	30	3	0	1	0	8

Key: U/S Unsuccessful D/S Discharges REF Referrals

*1-Transfer Out of State

*COVID19 Precautions in P/P Offices

Aftercare Implemented due to COVID19

Fee Collections/Waivers

	Nov-19	Dec-19	Jan-20	Feb-20	Mar-20	Apr-20	May-20	Jun-20	Jul-20	Aug-20	Sep-20	Oct-20	Nov-20
Area 1 - Fayetteville													
Fees Possible	167,160	166,425	163,380	162,645	166,320	Waived	162,855	165,830	162,295	158,410	156,345	154,455	153,965
Fees Collected	147,552	149,641	160,511	159,238	155,934	150,347	147,534	125,527	153,413	153,390	147,777	140,640	130,474
% Collected	88%	90%	98%	98%	94%	N/A	91%	76%	95%	97%	95%	91%	85%
% Paying Offenders	54%	56%	59%	56%	54%	52%	50%	43%	51%	55%	55%	56%	53%
% Employed	89%	88%	88%	88%	87%	86%	87%	87%	84%	85%	85%	86%	86%
Fees Converted	3,188	3,753	5,147	4,963	3,640	940	626	637	840	3,075	1,285	2,834	1,835
% Converted	2%	2%	3%	3%	2%	1%	0%	0%	1%	2%	1%	2%	1%
Fees Waived	5,285	5,285	4,725	4,200	3,955	166,145	3,360	3,115	3,535	3,430	3,395	3,360	3,500
% Waived	3%	3%	3%	3%	2%	100%	2%	2%	2%	2%	2%	2%	2%
Area 2 - Mountain Home													
Fees Possible	73,920	73,990	71,190	73,115	74,690	Waived	74,165	74,200	73,675	73,185	71,225	70,630	70,455
Fees Collected	67,795	71,620	74,599	71,968	73,500	64,540	76,566	65,146	72,821	75,731	66,116	72,686	63,387
% Collected	92%	97%	105%	98%	98%	N/A	103%	88%	99%	103%	93%	103%	90%
% Paying Offenders	60%	64%	69%	63%	61%	54%	56%	53%	58%	62%	60%	65%	60%
% Employed	85%	85%	85%	86%	84%	84%	83%	82%	83%	84%	85%	84%	84%
Fees Converted	603	170	131	1,026	43	-	-	266	-	593	308	45	250
% Converted	1%	0%	0%	1%	0%	0%	0%	0%	0%	1%	0%	0%	0%
Fees Waived	700	700	630	490	455	73,780	455	490	525	455	595	490	560
% Waived	1%	1%	1%	1%	1%	100%	1%	1%	1%	1%	1%	1%	1%
Area 3 - Searcy													
Fees Possible	125,265	124,740	125,090	126,245	129,430	Waived	129,955	128,590	128,240	127,750	126,350	124,250	124,285
Fees Collected	107,819	111,529	122,595	121,001	119,347	121,774	114,648	98,522	115,421	117,476	114,663	114,692	104,536
% Collected	86%	89%	98%	96%	92%	N/A	88%	77%	90%	92%	91%	92%	84%
% Paying Offenders	57%	57%	62%	59%	56%	56%	50%	46%	54%	54%	57%	57%	55%
% Employed	83%	81%	81%	80%	80%	79%	78%	78%	78%	78%	79%	80%	79%
Fees Converted	2,036	2,030	3,977	2,244	1,626	1,006	355	810	880	1,915	1,190	708	1,138
% Converted	2%	2%	3%	2%	1%	1%	0%	1%	1%	1%	1%	1%	1%
Fees Waived	5,460	5,180	5,320	5,145	4,830	129,885	5,005	5,075	4,795	4,725	5,180	4,690	4,760
% Waived	4%	4%	4%	4%	4%	100%	4%	4%	4%	4%	4%	4%	4%
Area 4 - Jonesboro													
Fees Possible	109,235	110,320	109,655	110,950	111,930	Waived	109,900	107,835	105,595	106,540	104,685	102,795	102,235
Fees Collected	87,017	88,608	105,536	102,805	94,194	89,187	93,211	70,656	95,859	97,506	93,378	94,548	78,615
% Collected	80%	80%	96%	93%	84%	N/A	85%	66%	91%	92%	89%	92%	77%
% Paying Offenders	53%	52%	58%	54%	52%	48%	49%	41%	50%	52%	54%	56%	50%
% Employed	82%	80%	80%	80%	78%	78%	76%	76%	77%	78%	77%	78%	77%
Fees Converted	4,730	4,670	6,419	5,342	3,801	463	160	751	1,278	830	1,695	2,295	1,755
% Converted	4%	4%	6%	5%	3%	0%	0%	1%	1%	1%	2%	2%	2%
Fees Waived	6,545	6,055	6,090	5,775	5,320	110,810	4,900	4,585	4,655	4,760	5,075	5,215	5,425
% Waived	6%	5%	6%	5%	5%	100%	4%	4%	4%	4%	5%	5%	5%
Area 5 - Fort Smith													
Fees Possible	109,725	108,220	107,275	108,395	109,550	Waived	112,875	112,350	110,355	109,165	108,360	108,150	108,185
Fees Collected	81,647	88,309	93,345	95,982	91,107	85,353	85,813	76,448	98,305	101,947	91,887	95,890	82,848
% Collected	74%	82%	87%	89%	83%	N/A	76%	68%	89%	93%	85%	89%	77%
% Paying Offenders	49%	52%	54%	52%	51%	45%	45%	40%	49%	53%	52%	54%	50%
% Employed	78%	78%	78%	78%	77%	76%	75%	75%	73%	74%	76%	78%	78%
Fees Converted	6,880	7,690	10,780	9,778	7,411	3,044	4,180	8,343	6,092	6,719	6,606	5,347	2,603
% Converted	6%	7%	10%	9%	7%	3%	4%	7%	6%	6%	6%	5%	2%
Fees Waived	7,910	7,560	6,475	5,775	5,180	111,860	4,235	3,710	3,080	3,465	3,675	3,115	2,590
% Waived	7%	7%	6%	5%	5%	100%	4%	3%	3%	3%	3%	3%	2%

	Nov-19	Dec-19	Jan-20	Feb-20	Mar-20	Apr-20	May-20	Jun-20	Jul-20	Aug-20	Sep-20	Oct-20	Nov-20
Area 6 - Conway													
Fees Possible	100,170	100,975	98,700	97,860	100,660	Waived	101,535	105,980	105,350	105,210	104,580	103,705	102,620
Fees Collected	85,625	96,929	95,563	100,439	95,115	87,588	93,350	77,900	97,494	109,427	88,746	98,834	84,946
% Collected	85%	96%	97%	103%	94%	N/A	92%	74%	93%	104%	85%	95%	83%
% Paying Offenders	54%	61%	62%	60%	57%	49%	50%	44%	53%	57%	54%	60%	53%
% Employed	80%	78%	79%	79%	78%	77%	76%	76%	74%	75%	75%	75%	75%
Fees Converted	3,019	3,497	5,519	3,083	1,642	520	390	760	960	1,125	803	887	1,124
% Converted	3%	3%	6%	3%	2%	1%	0%	1%	1%	1%	1%	1%	1%
Fees Waived	2,135	2,380	2,100	1,960	1,750	101,745	1,540	1,470	1,540	1,365	1,400	1,120	1,085
% Waived	2%	2%	2%	2%	2%	100%	2%	1%	1%	1%	1%	1%	1%
Area 8 - Little Rock													
Fees Possible	196,490	195,405	193,515	194,880	197,925	Waived	194,565	193,235	194,775	192,780	190,750	188,020	185,500
Fees Collected	156,973	174,943	174,109	176,722	169,008	144,876	150,877	132,093	167,386	201,824	171,878	167,234	152,886
% Collected	80%	90%	90%	91%	85%	N/A	78%	68%	86%	105%	90%	89%	82%
% Paying Offenders	51%	55%	57%	55%	51%	44%	42%	39%	45%	53%	51%	52%	50%
% Employed	81%	80%	79%	79%	79%	79%	78%	77%	74%	75%	75%	77%	77%
Fees Converted	1,440	1,571	2,156	1,272	2,202	-	136	70	120	-	314	1,710	426
% Converted	1%	1%	1%	1%	1%	0%	0%	0%	0%	0%	0%	1%	0%
Fees Waived	7,280	7,210	6,615	7,035	6,685	195,930	5,320	4,830	5,005	5,775	6,580	6,685	7,140
% Waived	4%	4%	3%	4%	3%	100%	3%	2%	3%	3%	3%	4%	4%
Area 9 - West Memphis													
Fees Possible	59,115	59,500	58,870	58,170	58,765	Waived	58,380	56,350	55,265	54,530	52,920	52,430	50,645
Fees Collected	49,142	50,523	53,647	50,061	55,166	44,195	45,167	42,292	49,621	55,258	46,999	48,530	41,437
% Collected	83%	85%	91%	86%	94%	N/A	77%	75%	90%	101%	89%	93%	82%
% Paying Offenders	52%	52%	56%	52%	54%	44%	43%	44%	49%	54%	52%	56%	51%
% Employed	68%	68%	68%	68%	68%	67%	67%	67%	65%	65%	66%	67%	69%
Fees Converted	2,298	3,838	3,120	3,774	2,250	221	130	2,274	500	1,510	2,569	3,025	2,329
% Converted	4%	6%	5%	6%	4%	0%	0%	4%	1%	3%	5%	6%	5%
Fees Waived	2,730	2,730	2,695	2,765	2,765	58,940	2,625	2,310	1,925	1,715	1,855	1,785	1,925
% Waived	5%	5%	5%	5%	5%	100%	4%	4%	3%	3%	4%	3%	4%
Area 10 - Hot Springs													
Fees Possible	108,010	106,645	106,995	109,970	110,670	Waived	111,440	110,005	109,235	110,285	108,255	107,275	107,415
Fees Collected	87,776	98,319	101,866	96,430	94,984	92,903	95,227	82,392	99,067	112,351	102,963	100,789	92,669
% Collected	81%	92%	95%	88%	86%	N/A	85%	75%	91%	102%	95%	94%	86%
% Paying Offenders	54%	59%	62%	58%	56%	53%	51%	46%	54%	59%	58%	59%	56%
% Employed	78%	78%	79%	78%	77%	77%	76%	76%	75%	76%	77%	78%	77%
Fees Converted	4,442	3,133	4,320	4,700	2,128	360	239	733	1,316	1,283	1,350	1,450	700
% Converted	4%	3%	4%	4%	2%	0%	0%	1%	1%	1%	1%	1%	1%
Fees Waived	5,950	6,090	5,845	5,950	6,125	109,585	5,985	5,530	5,320	5,425	5,565	5,670	5,845
% Waived	6%	6%	5%	5%	6%	100%	5%	5%	5%	5%	5%	5%	5%
Area 11 - Pine Bluff													
Fees Possible	85,400	85,050	82,670	84,700	85,155	Waived	87,395	85,715	85,785	85,295	84,035	82,355	82,635
Fees Collected	70,060	76,228	78,148	76,910	78,112	73,181	70,528	66,140	78,381	85,655	75,530	75,598	68,143
% Collected	82%	90%	95%	91%	92%	N/A	81%	77%	91%	100%	90%	92%	82%
% Paying Offenders	57%	61%	63%	60%	58%	51%	49%	47%	53%	58%	57%	59%	56%
% Employed	74%	73%	72%	72%	72%	71%	71%	71%	70%	71%	71%	72%	73%
Fees Converted	5,100	6,097	5,491	6,328	2,856	1,368	2,977	3,029	2,410	2,594	2,414	2,395	3,135
% Converted	6%	7%	7%	7%	3%	2%	3%	4%	3%	3%	3%	3%	4%
Fees Waived	1,575	1,470	1,400	1,365	1,470	96,800	1,365	1,225	1,190	1,225	1,225	1,190	1,330
% Waived	2%	2%	2%	2%	2%	100%	2%	1%	1%	1%	1%	1%	2%

	Nov-19	Dec-19	Jan-20	Feb-20	Mar-20	Apr-20	May-20	Jun-20	Jul-20	Aug-20	Sep-20	Oct-20	Nov-20
Area 12 - Texarkana													
Fees Possible	97,405	97,195	95,935	95,620	96,180	Waived	93,835	94,570	93,100	93,590	91,455	88,830	90,405
Fees Collected	80,724	82,757	95,054	86,986	91,548	87,133	83,805	71,956	80,503	83,748	78,604	80,041	72,199
% Collected	83%	85%	99%	91%	95%	N/A	89%	76%	86%	89%	86%	90%	80%
% Paying Offenders	52%	54%	60%	55%	55%	51%	49%	43%	50%	51%	52%	54%	51%
% Employed	79%	79%	78%	78%	77%	76%	74%	74%	73%	74%	74%	75%	75%
Fees Converted	3,484	6,308	6,648	9,415	3,440	618	160	1,677	2,650	1,357	2,546	2,878	2,280
% Converted	4%	6%	7%	10%	4%	1%	0%	2%	3%	1%	3%	3%	3%
Fees Waived	2,695	2,345	2,520	2,415	2,415	97,710	2,310	2,625	2,205	2,415	2,345	2,380	2,310
% Waived	3%	2%	3%	3%	3%	100%	2%	3%	2%	3%	3%	3%	3%
Area 13 - El Dorado													
Fees Possible	59,360	58,730	58,520	58,835	59,920	Waived	58,415	57,260	56,525	55,195	54,075	54,460	54,110
Fees Collected	44,271	50,492	53,101	51,495	56,083	43,282	48,569	47,984	50,572	51,198	44,780	51,592	41,946
% Collected	75%	86%	91%	88%	94%	N/A	83%	84%	89%	93%	83%	95%	78%
% Paying Offenders	50%	56%	58%	54%	55%	44%	48%	48%	52%	55%	52%	57%	51%
% Employed	68%	70%	68%	67%	67%	66%	65%	65%	65%	65%	66%	67%	68%
Fees Converted	1,208	892	2,006	1,080	1,264	96	470	1,370	1,120	720	945	510	610
% Converted	2%	2%	3%	2%	2%	0%	1%	2%	2%	1%	2%	1%	1%
Fees Waived	4,795	4,935	4,865	4,690	4,270	59,395	4,410	3,745	3,815	3,640	3,815	3,605	4,130
% Waived	8%	8%	8%	8%	7%	100%	8%	7%	7%	7%	7%	7%	8%
Grand Total													
Fees Possible	1,291,255	1,287,195	1,271,795	1,281,385	1,301,195	Waived	1,295,315	1,291,920	1,280,195	1,271,935	1,253,035	1,237,355	1,232,455
Fees Collected	1,066,399	1,139,898	1,208,074	1,190,037	1,174,100	1,084,359	1,105,295	957,055	1,158,841	1,245,512	1,123,320	1,141,073	1,014,086
% Collected	83%	89%	95%	93%	90%	N/A	85%	74%	91%	98%	90%	92%	82%
% Paying Offenders	54%	56%	60%	57%	55%	49%	48%	44%	51%	55%	55%	57%	53%
% Employed	80%	80%	79%	79%	78%	78%	77%	77%	76%	76%	77%	77%	78%
Fees Converted	38,428	43,648	55,713	53,002	32,303	8,635	9,822	20,719	18,165	21,720	22,022	24,084	18,183
% Converted	3%	3%	4%	4%	2%	1%	1%	2%	1%	2%	2%	2%	1%
Fees Waived	53,060	51,940	49,280	47,565	45,220	1,299,585	41,510	38,710	37,590	38,395	40,705	39,305	40,600
% Waived	4%	4%	4%	4%	3%	100%	3%	3%	3%	3%	3%	3%	3%

Fees Possible: The amount of supervision fees that can be collected per active/electronic monitoring supervision status of offenders for that month only. Does not include annual, pre-trial, and SIS. Please note that supervision fees were waived for April 2020.

Fees Collected: Actual amount of money collected that can be deposited in Special Revenue fund. Please keep in mind the amount collected could include an offender that pays three months in advance.

Fees Converted: Amount not included in Fees Collected. Represents the amount of money lost by conversions. If this money were collected instead of converted, it would be added to Fees Collected.

Fees Waived: Amount not included in Fees Collected. Represents the amount of money lost by waivers. If this money were collected instead of waived, it would be added to Fees Collected.

Note: April 2020 supervision fees were waived in response to COVID-19. Fees collected during that time span were applied to previous balances or shown as credit.

Center Populations

ARDOC
REPORT NO. IPTR500 - 18

ARKANSAS DEPARTMENT OF CORRECTION
ACC OPTION
STATEWIDE POPULATION REPORT

PAGE: 1 of 1
PROCESSED: 11/30/2020 12:32 AM
REQUESTOR: eOMIS

FOR: 11/30/2020

Location:	In Count	Out To:					Total	Capacity	% Capacity
		ORCU Hosp	Other Hosp	Furlough	Court				
Central AR CCC - Males/Males	100	0	0	0	0	100	120		
Central AR CCC - Short Term Drug Court Treatment/Males	6	0	0	0	0	6	30		
Central AR CCC - Males Total	106	0	0	0	0	106	150	70.7%	
East Central AR CCC/Females	187	0	0	0	0	187	212		
East Central AR CCC-Females Drug Treatment/Females	15	0	0	0	0	15	50		
East Central AR CCC Supervision Sanction-Female/Females	18	0	0	0	0	18	88		
East Central AR CCC Total	220	0	0	0	0	220	350	62.9%	
NE AR CCC - Drug Treatment/Males	36	0	0	0	0	36	25		
NE AR CCC/Males	148	0	0	0	0	148	215		
NE AR CCC Total	184	0	0	0	0	184	240	76.7%	
NW AR CCC/Females	98	0	0	0	3	101	114		
NW AR CCC Total	98	0	0	0	3	101	114	88.6%	
Omega Supervision Sanction Center/90 Day PV in CCC Males	67	0	0	0	0	67	0		
Omega Supervision Sanction Center/Males	125	0	0	0	0	125	300		
Omega Supervision Sanction Center Total	192	0	0	0	0	192	300	64.0%	
SW AR CCC/Males	155	0	1	0	0	156	375		
SW AR Supervision Sanction Center/Males	69	0	0	0	0	69	100		
SW AR CCC Total	224	0	1	0	0	225	475	47.4%	
In Transit Count:	0								
TOTALS - UNIT COUNT	1,024	0	1	0	3	1,028			
						Male	707	1,165	60.7%
						Female	321	464	69.2%
						Total	1,028	1,629	63.1%
County Jail Backup SSP/Females Total	25	0	0	0	0	25			
County Jail Backup SSP/Males Total	87	0	0	0	0	87			
County Jail Backup/Females Total	14	0	0	0	0	14			
County Jail Backup/Males Total	35	0	0	0	0	35			
TOTAL - NONAGENCY	161	0	0	0	0	161			
						Male	122		
						Female	39		
						Total	161		
Re-Entry Act 146 Total	228	0	0	0	0	228	0		
GRAND TOTAL	1,413	0	1	0	3	1,417			

Residential Centers November Statistics Report At A Glance

Resident admissions:

CAC: 16
ECAC: 20
NEAC: 62
NWAC: 7
OMEGA: 72
SWAC: 28

Resident Releases:

CAC: 15
ECAC: 61
NEAC: 36
NWAC: 7
OMEGA: 88
SWAC: 59

Affordable Healthcare Enrollment:

CAC: 15
ECAC: 81
NEAC: 25
NWAC: 9
OMEGA: 24
SWAC: 60

Wage Class Enrollment:

CAC: 0
ECAC: 0
NEAC: 0
NWAC: 0
OMEGA: 0
SWAC: 0

Shorter College Enrollment:

CAC: 11
ECAC: 60
NEAC: 32
NWAC: 0
SWAC: 49
OMEGA: 0

Henderson State Enrollment:

OMEGA: 0

Exodus Enrollment:

CAC: 0
ECAC: 0

Good Grid enrollment:

CAC: 17
ECAC: 0
NEAC: 20
NWAC: 0
OMEGA: 0
SWAC: 28

Photo IDs issued:

CAC: 3
ECAC: 1
NEAC: 0
NWAC: 0
OMEGA: 0
SWAC: 10

Drivers Licenses obtained:

CAC: 1
ECAC: 0
NEAC: 3
NWAC: 0
OMEGA: 0
SWAC: 3

MAT Participants:

CAC: 4
ECAC: 14
NEAC: 0
NWAC: 6
OMEGA: 0
SWAC: 2

Celebrate Recovery Attendance:

CAC: 0
ECAC: 0
NEAC: 0
NWAC: 0
OMEGA: 0
SWAC: 0

Number of Volunteers:

CAC: 0
ECAC: 0
NEAC: 0
NWAC: 0
OMEGA: 0
SWAC: 0

Number of Volunteer hours:

CAC: 0
ECAC: 0
NEAC: 0
NWAC: 0
OMEGA: 0
SWAC: 0

GED Enrollment:

CAC: 10
ECAC: 28
NEAC: 56
NWAC: 15
OMEGA: 0
SWAC: 43

GED Completed

CAC: 2
ECAC: 3
NEAC: 0
NWAC: 3
OMEGA: 0
SWAC: 3

AA/NA Attendance:

CAC: 25
ECAC: 0
NEAC: 0
NWAC: 0
OMEGA: 0
SWAC: 72

Parole/Probation Population

Active:

includes current status of Active, Abscond and Electronic Monitoring

Inactive:

includes current status of Non Reporting, Unsupervised, SIS
(Suspended Imposition of Sentence), Incarcerated and Out to Other State

Statewide Totals by Current Supervision Status (Active and Inactive) as of December 4, 2020

Area	Active	Inactive	TOTAL
Area 1-Fayetteville	6,813	2,972	9,785
Area 2-Mountain Home	2,541	566	3,107
Area 3-Searcy	4,995	1,226	6,221
Area 4-Jonesboro	4,157	1,596	5,753
Area 5-Fort Smith	4,103	2,897	7,000
Area 6-Conway	3,809	1,000	4,809
Area 8-Little Rock	7,850	1,244	9,094
Area 9-West Memphis	2,036	358	2,394
Area 10-Hot Springs	4,457	777	5,234
Area 11-Pine Bluff	3,613	659	4,272
Area 12-Texarkana	3,760	1,177	4,937
Area 13-El Dorado	2,449	543	2,992
ISC	104	1,920	2,024
Statewide Totals by Status	50,687	16,935	67,622

Parole/Probation Population

Statewide Totals by Current Supervision Status as of December 4, 2020

Area	Active			Inactive					OVERALL TOTALS PER AREA
	Active (Direct Supv)	Electronic Monitoring (Direct)	Absconded	Incarcerated	Non-Reporting	Out to Other State	Unsupervised	Suspnd Imposition of Snt (SIS)	
Area 1-Fayetteville	5,114	34	1,665	414	823	484	333	918	9,785
Area 2-Mountain Home	2,111	14	416	150	108	117	98	93	3,107
Area 3-Searcy	3,963	4	1,028	137	169	216	74	630	6,221
Area 4-Jonesboro	3,187	7	963	218	146	172	86	974	5,753
Area 5-Fort Smith	3,368	13	722	225	276	79	116	2,201	7,000
Area 6-Conway	3,124	5	680	193	128	105	85	489	4,809
Area 8-Little Rock	5,724	55	2,071	297	361	57	234	295	9,094
Area 9-West Memphis	1,488	4	544	136	43	46	9	124	2,394
Area 10-Hot Springs	3,362	46	1,049	201	170	69	168	169	5,234
Area 11-Pine Bluff	2,646	10	957	115	50	63	136	295	4,272
Area 12-Texarkana	2,769	8	983	258	208	208	106	397	4,937
Area 13-El Dorado	1,711	4	734	127	56	25	78	257	2,992
ISC	1		103	34	71	1,815			2,024
Statewide Totals by Current Supervision Status	38,568	204	11,915	2,505	2,609	3,456	1,523	6,842	67,622

Offender Count Active Excluding Absconders
38,772

Explanation for "Current Supervision Status"

Active Supervision:

Offender is currently on Active/Direct Supervision Status.

Electronic Monitoring:

Offender is currently on an Electronic Monitor.

Incarcerated:

Offender is currently incarcerated including the following:

- Parole Holds (in state and out-of-state)
- ACT 570 Holds
- County Jail (including possible new charges—felony or misdemeanors—or serving commitments for traffic fines, court commitments, etc).

Non Reporting:

Drug Court offender currently in a Community Correction Center for sanction or court commitment, on detainer (federal or ICE hold), out-of-state, in CCC Residential Treatment, nursing home, hospital, or Arkansas State Hospital.

Out-To-Other-State:

Offender supervised out of Arkansas through Interstate Compact.

Unsupervised:

Parolee whose earned Good Time has met the requirements for unsupervised parole, probationers who received Unsupervised Sentence (e.g., five-year probation sentence specified as 3 years supervised and an additional 2 years unsupervised probation; or an unsupervised probation sentence which is common for misdemeanor offenses (e.g., 1 year unsupervised probation term).

Suspended Imposition of Sentence (SIS):

Offender received a suspended term of supervision.

Parole/Probation Population

Regular P&P Caseloads/Workloads By Area

12/5/20

AREA	Authorized Officers	Filled	Regular P&P Offenders				Total Active Offenders	Caseload Ratio (Authorized Positions)	Caseload Ratio (Filled Positions)	Work Units	Workload (Authorized Positions)	Workload (Filled Positions)	Total Indirect
			Maximum	Medium	Minimum	Pending							
AREA 01	52	50	253	2,054	2,073	155	4,535	87	91	7,186	138	144	4,400
AREA 02	19	19	126	765	916	24	1,831	96	96	2,862	151	151	710
AREA 03	38	36	170	1,564	1,558	67	3,359	88	93	5,302	140	147	1,984
AREA 04	33	33	238	1,041	1,507	92	2,878	87	87	4,445	135	135	2,299
AREA 05	30	24	234	1,091	1,234	78	2,637	88	110	4,244	141	177	3,125
AREA 06	28	25	189	1,098	1,195	40	2,522	90	101	4,022	144	161	1,089
AREA 07/08	64	62	444	2,497	2,406	138	5,485	86	88	8,957	140	144	2,319
AREA 09	21	20	173	623	658	34	1,488	71	74	2,480	118	124	595
AREA 10	32	31	252	1,191	1,560	48	3,051	95	98	4,773	149	154	1,260
AREA 11	27	26	195	1,067	882	38	2,182	81	84	3,665	136	141	1,228
AREA 12	30	26	290	1,092	1,255	64	2,701	90	104	4,414	147	170	1,635
AREA 13	19	18	100	657	610	42	1,409	74	78	2,292	121	127	792
Statewide	393	370	2,664	14,740	15,854	820	34,078	1,034	1,106	54,640	1,659	1,774	21,436
Area Average			222	1,228	1,321	68	2,840	86	92	4,553	138	148	

¹ Regular P&P Caseloads/Workloads include offenders with Active (Direct), Electronic Monitoring, and Incarcerated supervision statuses. Incarcerated here refers to temporary jail stays.

² Offenders on Annual or Indirect Supervision are excluded from caseload/workload counts and ratios.

³ Specialty Court Offender figures shown here are only those assigned to regular P&P officers. These offenders are not counted in caseload or workload ratios.

⁴ Indirect totals here are for offenders in Non-Active supervision statuses or those under Annual Supervision.

This page and the following two pages contain statewide caseload information for ACC. Caseloads are presented separately for regular parole and probation, specialty court, and specialized caseloads. This version is specifically designed for quarterly legislative reporting and differs from the daily caseloads/workloads report. Beyond the exclusion of workloads calculation, it is important to note that direct supervision in these tables includes regular parole and probation and specialty court (including regular parole and probation offenders carried by specialty court officers) offenders with active (direct), electronic monitoring, or incarceration supervision status, as well as absconders assigned to SRT officers. Offenders on annual supervision are counted as indirect.

Parole/Probation Population

Specialty Court Caseloads/Workloads By Area

AREA	Authorized Officers	Filled	Regular P&P Offenders				Total Regular P&P Offenders	Total Active Specialty Court Offenders	Total Indirect Including Regular & Specialty	Caseload Ratios (Based on Active/Direct offenders)			Workload		
			Maximum	Medium	Minimum	Unassigned				P&P	Specialty	Mixed	Work Units	Workload (Authorized Positions)	Workload (Filled Positions)
AREA 01	8	8	0	0	0	0	307	157	0	38	38	540	67	67	
AREA 02	5	4	15	100	173	2	42	64	58	8	66	494	99	123	
AREA 03	6	6	8	103	92	4	129	93	35	22	56	526	88	88	
AREA 04	5	5	8	63	104	5	84	93	36	17	53	389	78	78	
AREA 05	9	9	23	74	270	18	299	112	43	33	76	928	103	103	
AREA 06	6	6	55	206	221	13	495	115	83	19	102	1,033	172	172	
AREA 07/08	1	1	1	3	1	1	6	20	6	20	26	45	45	45	
AREA 09	2	2	8	26	41	2	77	25	39	13	51	158	79	79	
AREA 10	6	6	1	15	38	0	54	162	9	27	36	337	56	56	
AREA 11	4	4	36	117	113	2	268	32	67	8	75	512	128	128	
AREA 12	3	3	12	30	39	0	81	69	27	23	50	238	79	79	
AREA 13	7	7	7	70	53	2	132	175	19	25	44	488	70	70	
Statewide	62	61	174	807	1,145	49	2,175	1,459	35	24	59	5,687	1,064	1,088	
Area Average			15	67	95	4		122	35	21	56	705	92	93	

³Specialty Court Caseloads/Workloads include offenders who are assigned to officers in Specialty Court positions who have Active (Direct), Electronic Monitoring, or incarcerated supervision statuses.
²Offenders on Indirect or Annual Supervision are not included in caseload counts or ratios. Annual supervision counts include both regular P&P and Specialty Court offenders assigned to Specialty Court officers.
³Offenders in risk-level columns above are regular P&P offenders who are supervised by officers in Specialty Court positions.

Specialized Caseloads

AREA	Authorized Officers	Totals	Ratios
		Offenders	Caseload
INTENSIVE SUPERVISION	4	99	24
INTERSTATE COMPACT	0	2,023	0
SPECIAL RESPONSE TEAM	16	4,395	272
Statewide	20	6,517	224

Parole/Probation Population

Caseloads By Area

12/5/20

AREA	Cases	Authorized Officers	Vacant	Filled	Total Active	Total Indirect	Totals
AREA 01	AREA CASES	60	2	58	4,842	4,557	9,399
AREA 02		24	1	23	2,164	775	2,939
AREA 03		44	2	42	3,695	2,077	5,772
AREA 04		38	0	38	3,142	2,392	5,534
AREA 05		39	6	33	3,321	3,237	6,558
AREA 06		34	3	31	3,132	1,391	4,523
AREA 07/08		65	2	63	5,511	2,375	7,886
AREA 09		23	1	22	1,590	656	2,246
AREA 10		38	1	37	3,267	1,516	4,783
AREA 11		31	1	30	2,482	1,403	3,885
AREA 12		33	4	29	2,851	1,748	4,599
AREA 13		26	1	25	1,716	977	2,693
TOTALS	AREA CASES	455	24	431	37,713	23,104	60,817
INSTITUTIONAL PAROLE	SPECIALIZED CASES	6	0	6	0	0	0
INTENSIVE SUPERVISION		4	0	4	96	3	99
INTERSTATE COMPACT		0	0	0	35	1,988	2,023
RE-ENTRY		12	2	10	0	0	0
SEX OFFENDER ASSESSMENT		12	2	10	1	0	1
SPECIAL RESPONSE TEAM		16	0	16	2	4,393	4,395
TOTALS	SPECIALIZED CASES	50	4	46	134	6,384	6,518
Statewide TOTALS		505	28	477	37,847	29,488	67,335

Caseloads are presented in distinct officer groupings:

Regular: These are officers carrying normal Probation and Parole caseloads.

Specialty Court: These officers supervise offenders in specialty courts. Note that these officers may also carry regular P&P offenders, and these offenders are reflected in the specialty court caseload/workload figures; however, separate caseload/workload ratios are calculated for the regular and specialty court portions of a specialty court officer's caseload, in addition to a combined, or mixed, ratio.

Specialized: These officers supervise strategically specialized caseloads consisting of offenders requiring heightened supervision protocols (intensive supervision) and parolees who have absconded supervision (Special Response Team).

Indirect: These are offenders for whom their sentence, circumstance, or current status is associated with a reduced supervision obligation for the officers they are assigned to. Generally, these include offenders in non-reporting status, those on suspended sentences (SIS), and interstate compact offenders. Offenders on annual supervision are also included in this group.

Parole/Probation Population

Statewide Risk Levels by Caseload Types as of December 4, 2020

CURRENT RISK LEVELS	Parole	Probation	Drug Court	Hope Court	Mental Health Court	Veterans Court	Swift Courts	Pre Adjudicated	Pre Trial/ Drug Court	Pre Trial/ Pre-Adjudicated	Pre Trial/ Regular	Pre Trial/ Veterans Court	Suspended	Ext Sex Offender Supv	Totals
Maximum	3,214	1,307	126	7	3	3	5			2			292		4,959
Medium	10,642	11,454	820	47	12	39	23		9	40	3		1,286	2	24,377
Minimum	6,876	15,720	723	31	13	38	40	2	12	49	11	1	1,292		24,808
Annual Reporting	2,559	1,541	1				16						103		4,220
Unassigned	3,085	2,139	36	5	1		1		10	4	14	4	3,959		9,258
Sum:	26,376	32,161	1,706	90	29	80	85	2	31	95	28	5	6,932	2	67,622

CURRENT RISK LEVELS ASSIGNED EXPLANATION:

- Maximum- last risk level score as "High"
- Medium- last risk level score as "Medium"
- Minimum- last risk level score as "Low"
- Annual- identifies offenders that are supervised Annual Reporting
- Unassigned- no ARORA has been completed or offender is currently supervised as "Unsupervised" where the risk level was changed to unassigned

Statewide Risk Levels by Caseload Supervision Status as of December 4, 2020

RISK LEVELS BY CURRENT SUPERVISION STATUS	Maximum	Medium	Minimum	Annual Reporting	Unassigned	Sum:
Active (Direct Supv)	2,479	15,109	17,187	3,421	372	38,568
Electronic Monitoring (Direct)	73	113	17		1	204
Absconded	1,410	5,180	3,559	74	1,692	11,915
Incarcerated	406	1,083	455	9	552	2,505
Non-Reporting	201	820	585	10	993	2,609
Out to Other State	97	652	1,182	40	1,485	3,456
Unsupervised	9	159	548	563	244	1,523
Suspnd Imposition of Snt (SIS)	284	1,261	1,275	103	3,919	6,842
Sum:	4,959	24,377	24,808	4,220	9,258	67,622

Parole/Probation Population

Probation and Parole Gains and Losses in November 2020

Gains and Losses	Probation	Parole	Pre-Trial	Suspended	Sum:
Intakes	559	758	22	100	1,439
Sanction Release from SSP	8	85			93
Total Gains	567	843	22	100	1,532
Revocations/or New ADC or CCC Sentence	142	376		17	535
Sanction Incarceration SSP	3	94			97
Terminations	491	202	10	71	774
Total Losses	636	672	10	88	1,406

ACC Specialty Teams

November SRT-Task Force Report

Arrests:	
Absconders	44
Active Supervision	22
Collateral Arrest	43
SRT Total:	110
Task Force Total:	69
SRT Plus Task Force Total:	179

November SRT-Task Force Report

Felony charges	265
Misdemeanor charges	75
Traffic charges	81
Narcotics arrests	78
Confiscations:	
Marijuana	41.57 lbs
Meth	2.05 lbs
Cocaine	2.22 grams
Prescription pills	228 pills
Handguns	13
Rifles	21
Recovered vehicles	3
Drug paraphernalia	192 items
Currency seized	\$20,152

INTENSIVE PAROLE SUPERVISION

November 2020

Type of Arrests																							
Narcotics Arrests		3																					
Firearms/Narcotics		1																					
<table border="1"> <thead> <tr> <th colspan="3">Number of Arrests</th> </tr> <tr> <th></th> <th>Parole</th> <th>Probation</th> </tr> </thead> <tbody> <tr> <td>Active Supervision</td> <td>2</td> <td></td> </tr> <tr> <td>Absconders</td> <td>1</td> <td></td> </tr> <tr> <td>Collateral</td> <td></td> <td>1</td> </tr> <tr> <td colspan="3"> </td> </tr> <tr> <td>Total Arrest:</td> <td></td> <td>4</td> </tr> </tbody> </table>			Number of Arrests				Parole	Probation	Active Supervision	2		Absconders	1		Collateral		1				Total Arrest:		4
Number of Arrests																							
	Parole	Probation																					
Active Supervision	2																						
Absconders	1																						
Collateral		1																					
Total Arrest:		4																					
CONFISCATIONS																							
Marijuana		8.20 pounds																					
Promethazine		40 pills																					
Xanax		4,200 pills																					
Handguns		1																					
Currency		\$8,500																					

Community Service

Community Service - 2020

Area	Cities Within Area	January	February	March	April	May	June	July	August	September	October	November		December	Year End Totals
												Number of Participants	Number of Hours		
1	Bentonville, Fayetteville	641.7	990.5	990.5	48.0	81.0	227.0	636.5	792.0	873.0	729.9	128	650.4		6,660.4
2	Harrison, Mountain Home, Salem, Mountain View, Berryville	926.0	912.0	236.0	27.0	1,067.0	904.0	904.0	840.0	979.0	599.0	30	663.0		8,057.0
3	Searcy, Newport, Walnut Ridge, Ash Flat, Heber Springs, Batesville, Pocahontas, Lonoke	2,412.0	1,823.0	1,512.0	534.0	359.0	572.0	949.0	1,345.0	1,189.0	1,607.0	54	1,468.0		13,770.0
4	Jonesboro, Paragould, Osceola	719.0	552.6	396.0	133.0	24.0	91.5	184.0	77.0	158.0	275.0	19	144.5		2,754.6
5	Fort Smith, Booneville, Clarksville, Ozark, Mena	1,297.0	1,392.8	715.0	240.0	521.5	977.0	1,032.0	925.0	1,020.0	960.0	96	828.0		9,908.3
6	Conway, Russellville, Morrilton, Danville	1,486.0	957.0	515.8	244.0	0.0	29.0	71.0	713.1	860.8	388.8	26	376.7		5,642.1
8	Little Rock, North Little Rock	1,370.0	1,262.0	1,073.0	0.0	439.0	98.0	12.0	340.0	325.0	196.0	8	133.0		5,248.0
9	Forrest City, Helena, West Memphis	316.0	331.5	184.5	0.0	14.0	270.0	86.5	133.5	256.0	424.5	45	320.0		2,336.5
10	Malvern, Benton, Sheridan, Arkadelphia, Hot Springs, Benton	1,211.2	1,282.0	331.0	83.0	122.0	291.5	432.0	355.5	462.8	768.5	18	275.0		5,614.4
11	Pine Bluff, Stuttgart, Monticello, Crossett	671.9	813.0	333.0	140.0	330.0	425.8	309.0	333.0	366.0	356.0	44	535.3		4,613.0
12	Texarkana, Ashdown, Hope, Lewisville, Nashville	668.0	810.5	493.4	74.5	52.0	217.8	403.5	158.5	264.2	210.0	24	238.3		3,590.7
13	Magnolia, El Dorado, Camden, Fordyce	402.3	530.9	236.3	196.0	187.0	235.5	423.5	135.5	526.0	350.0	22	775.5		3,998.5
TOTAL		12,121.1	11,657.8	7,016.5	1,719.5	3,196.5	4,339.1	5,443.0	6,148.1	7,279.7	6,864.6	514	6,407.6	0.0	72,193.4

November 2020 Litter Crew Report

Area	Cities Within Area	Number of Participants	Number of Hours
Area 3	Searcy, Newport, Walnut Ridge, Ash Flat, Heber Springs, Batesville, Pocahontas, Lonoke	1	128.0
TOTAL		1	128.0

There was no activity in the County Work Program during November.

Revocations

Revocation Events By Supervision Types and Area November 2020

Area	Supervision Type	Revoked (Sent to ADC)	Revoked (Sent to CCC)	Revoked (Other)	New ADC/ CCC Sentence
Area 1-Fayetteville	Probation	1		1	1
Area 2-Mountain Home		12	1	1	
Area 3-Searcy		9	3	5	2
Area 4-Jonesboro		7	4	3	11
Area 5-Fort Smith		1			4
Area 6-Conway		6	3		
Area 8-Little Rock		3		17	2
Area 9-West Memphis		2		2	1
Area 10-Hot Springs		7	3	3	3
Area 11-Pine Bluff		4	1	1	
Area 12-Texarkana		12		1	1
Area 13-El Dorado		1	1	2	
Total by Supervision Type	Probation	65	16	36	25
Area 1-Fayetteville	Parole	35		1	
Area 2-Mountain Home		11			3
Area 3-Searcy		38	2		6
Area 4-Jonesboro		37			4
Area 5-Fort Smith		45			5
Area 6-Conway		21			6
Area 8-Little Rock		58	1		
Area 9-West Memphis		8			
Area 10-Hot Springs		24			2
Area 11-Pine Bluff		34	1		3
Area 12-Texarkana		11			7
Area 13-El Dorado		12			
ISC		1			
Total by Supervision Type	Parole	335	4	1	36
Area 1-Fayetteville	Suspended	1		1	
Area 3-Searcy		1		1	
Area 4-Jonesboro		1			2
Area 5-Fort Smith					5
Area 6-Conway					1
Area 11-Pine Bluff					1
Area 12-Texarkana		2			
Area 13-El Dorado		1			
Total by Supervision Type	Suspended	6		2	9
	TOTAL BY SUPERVISION EVENT	406	20	39	70

Revocations

Parole Revocation Hearings and Outcomes - November 2020

Hearing Outcome	Laws and Technical	Laws Only	Technical Only	Total By Hearing Outcome
Deferred	12			12
Reinstate	8	2	1	11
Revoked	36	53		89
Waived	237	26	17	280
Total By Violation Type	293	81	18	392

Note: Excludes SSP Sanction Hearings

ACT 1029 HEARINGS HELD	Total
Revoked	16
Waived	11
Total # ACT 1029 Hearings	27

Note: Included in totals for Hearing Outcomes

Supervision Sanctions

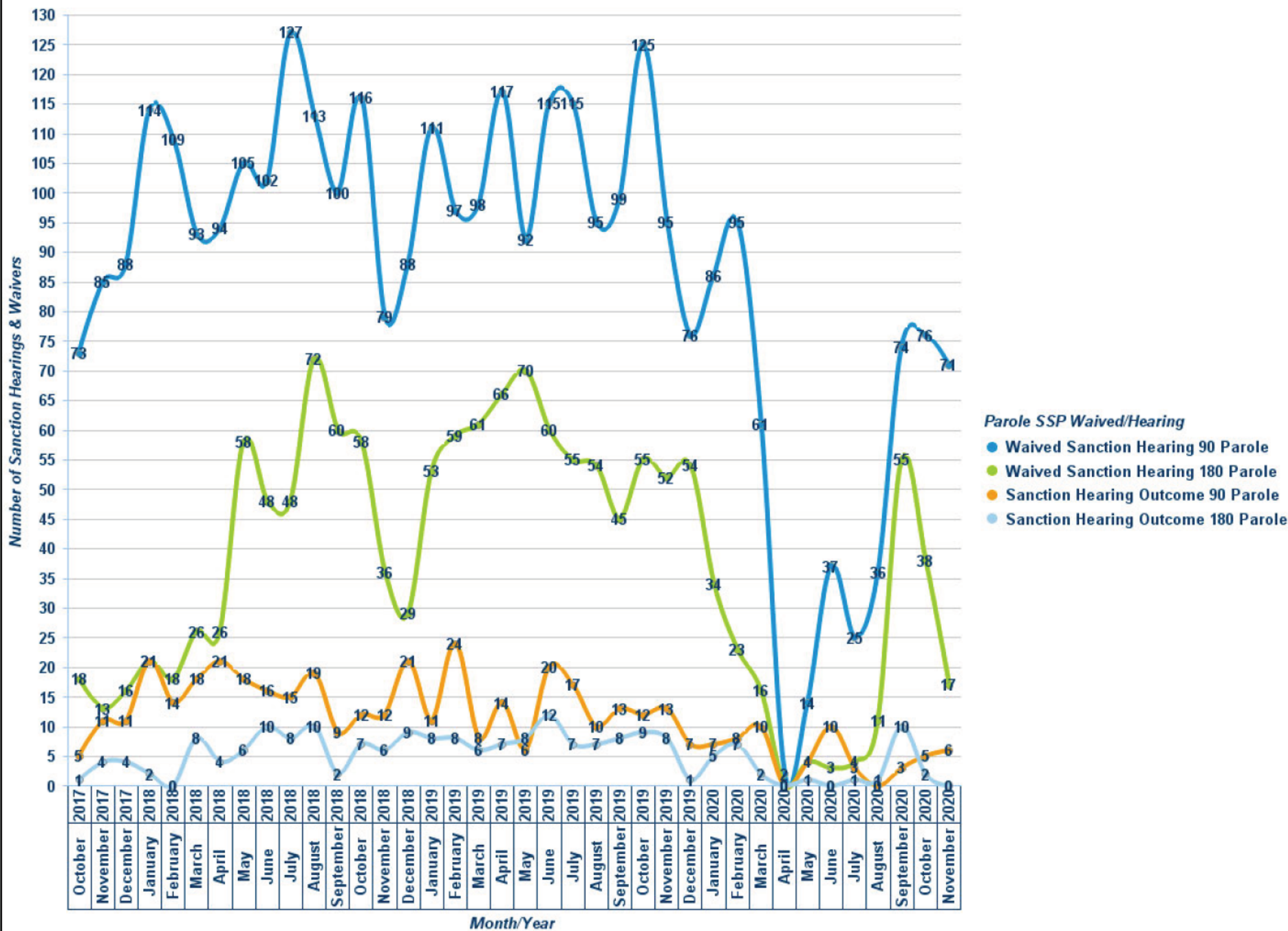
Supervision Sanction Hearings and Waivers

10/1/2017- 11/30/20

Sanction Hearing Outcome	Sanction Hearing Type	Parole	Probation	Sum:
Sanction Hearing Outcome 90	Sanction Hearing	434	15	449
Sanction Hearing Outcome 180		199	7	206
Totals:	Sanction Hearing	633	22	655
Waived Sanction Hearing 90		3,297	303	3,600
Waived Sanction Hearing 180		1,436	53	1,489
Totals:	Waived Sanction Hearing	4,733	356	5,089
	Overall Totals:	5,366	378	5,744

Supervision Sanctions

Parole Sanction Hearings and Waivers to SSP



Drug Testing

Parole & Probation

Regular Probation and Parole

Positive Tests during November 2020

Offender Urine Tests this Period: 5,121

Number of Offenders Testing Positive: 1,991

Drug Tested	Count
Methamphetamines	1,279
THC/Marijuana	1,264
Amphetamines	787
Benzodiazepines	134
Cocaine	95
Heroin/Opiates	77
Ecstasy	49
Alcohol	46
Oxycodone	40
Ethyl Glucuronide	25
Morphine	19
Buprenorphine	18
Hydrocodone	17
Fentanyl	10
Tramadol	10
Barbiturates	9
Methadone	9
Prescription Abuse	4
Propoxyphene	4
Crack	3
Methadone Metabolite	3
Methaqualone	2
Other Hallucinogens	2
Cotinine	1
K2 (SPICE)	1
PCP	1
Speed	1
Total	3,910

Drug Courts

Positive Tests during November 2020

Offender Urine Tests this Period: 4,254

Number of Offenders Testing Positive: 155

Drug Tested	Count
Buprenorphine	151
THC/Marijuana	121
Methamphetamines	91
Amphetamines	64
Benzodiazepines	28
Morphine	12
Tramadol	11
Methadone	8
Barbiturates	7
Ecstasy	7
Ethyl Glucuronide	7
Fentanyl	7
Oxycodone	7
Creatinine	6
Alcohol	2
Cocaine	1
Heroin/Opiates	1
Hydrocodone	1
Total	532

Specialty Courts

Positive Tests during November 2020

Offender Urine Tests this Period: 154

Number of Offenders Testing Positive: 10

Drug Tested	Count
Amphetamines	6
Methamphetamines	6
Benzodiazepines	4
THC/Marijuana	3
Buprenorphine	2
Barbiturates	1
Ethyl Glucuronide	1
Oxycodone	1
Tramadol	1
Total	25