



**DIVISION OF
COMMUNITY
CORRECTION**

Director's Report

April 2020

Jerry Bradshaw, Director

From the Director

The first state employee to succumb to COVID-19 was Richard Richardson who began his employment at the Central Arkansas Community Correction Center in June 2019 where he served as a Treatment Coordinator. He came to the Division of Community Correction with years of experience in the treatment



field. Richardson showed a great deal of dedication to his job as a Treatment Professional. Treatment is at the core of our mission and he played a key role at CAC in changing lives. Richardson was recruited by the Arkansas Razorbacks football coach Lou Holtz. SRT Officer Arzo Johnson and Area 9 Manager Brian Holt remember playing football with Richardson (Johnson) at Central High School and against him (Holt). He was an accomplished Nose Guard. Richardson passed away April 9, 2020. His spirit and presence will be greatly missed by all who knew him.

In response to the presence of COVID-19 in the Community Correction Center in Little Rock, ACC has been following guidelines provided by the Arkansas Department of Health for reducing the spread of the virus within correctional facilities. Those guidelines are posted on the ACC website and include:


- Inmates who screen positive for symptoms and/or fever are immediately isolated and onsite medical personnel are informed, who then notified ADH for priority testing. The wing involved will be considered high risk if an inmate is considered a suspect or tests positive. ADH will guide on aggressive screening and testing in this situation.
- No movement of inmates across units (other than intakes following an isolation period or for an emergent security reason) and once in a unit

no movement across various barracks (if practical).

- Dedicated staff assigned to barracks and no cross movement of staff to various other barracks (when practical based on staffing availability).
- All inmates and staff should be masked.

The COVID-19 virus hit Cleburne County particularly hard in March and 2 officers in the Heber Springs Office came down with the virus. The remaining staff at the office were quarantined for everyone's health and safety. Area 3 Assistant Managers Tiffany Jackson and Tara Sharp volunteered, and thoroughly cleaned and disinfected the Heber Springs Office. Officers from the Searcy Office continued operations at the Heber Springs Office until Heber Springs staff returned from quarantine.

On March 23, 2020, Area 2 officers were directed to work remotely from home as a precautionary measure due to the COVID-19 pandemic. Some officers were able to conduct business using agency assigned VPNs, which allow officers to fully access eOMIS and make necessary movements and contacts, while others reviewed cases and entered contacts using the MAPPS eOMIS application on their state-assigned cellphones. Office visits were conducted via telephone to maintain contact with offenders without putting staff or others at risk



of coming in close contact with someone who may have been infected with COVID-19. Home visits were being conducted as necessary to maintain compliance. It was a difficult time for everyone as this pandemic continued, but they will continue to serve and protect the community using alternative avenues of offender supervision.

A home visit by Agent Steve Simers revealed drug paraphernalia, a baggie with a white crystalline substance and a loaded .32 pistol. The offender was transported to the Fulton County Jail and has pending felony charges. On another home visit by Agent Simers and Officers

Hunter Boles and Hayley Farmer a small baggie containing a white crystalline substance was found along with a set of digital scales. The offender was arrested by the Baxter County Sheriff's Department and transported to the Baxter County Detention Center with pending felony charges.

Area 6 Advisor Sarah Lohnes and Officer Hayden Sparks represented ACC at the Hendrix Job Fair at Hendrix College. Several students were presented with information about potential internships and jobs with ACC.




Several Conway Parole/Probation Officers (Area 6) assisted in Operation Spring Cleanup with the Conway Police Department and US Marshals. A total of 23 arrests were made and 40 warrants served.



Conway Police Department

March 3 · 🌐

With help from Probation and Parole and Agents with the US Marshal's, Your Conway Police Conducted a warrant roundup. The operation dubbed "Operation Spring Cleaning" resulted in the arrests of 23 people clearing more than 40 warrants.



Aftercare Coordinator/Parole Agent Laura Hanna with ACC's Sex Offender Aftercare Program (SOAP) read to Pre-Kindergarten students in her community for the Read Across America Campaign.

Career Planning and Placement Specialist Pauletta Martin screened everyone when they came into the Fort Smith Office (Area 5) for a few days. She also took advantage of educating all the offenders of the eOMIS In Touch application as they came through the door, all while keeping her safe six foot distance.

Area 5 Agent Paul Etzkorn received a telephone call from Fort Smith police regarding stolen weapons and



Etzkorn followed the information with a home visit that resulted in the discovery of a Glock 21 handgun and a safe containing .45 and .40 caliber ammunition along with several unused small baggies, scales, a green leafy substance suspected to be marijuana, several small bags with a crystal-like substance suspected to be methamphetamine, several \$20 bills, and several white pills in individual bags suspected to be Xanax. The offender was taken into custody.

A Sex Offender Compliance Operation was conduct-



ed in Grant County (Area 10) on 61 sex offenders to verify registration, place of residence and adherence to conditions. Three offenders were arrested and two are the subject of ongoing investigations. Additional data from the operation is in the chart below.

Action Performed:	Total:
Arrest	3
Home Searches	4
Digital Evidence Searched	13
Digital Evidence Collected	4
Search Warrants executed	2
Weapons Seized- Firearms	4

The Benton Parole/Probation Office coordinated trauma therapy with the Counseling Clinic for offenders who had been working at a local McDonald's during a recent shooting.

SOAP Aftercare Coordinator/Parole Agent Denise Thormann, alongside a friend donated their time, talent, and finances to make masks for first responders. Polygraph Examiner/Parole Agent Paul Kirkdoffer delivered meals to individuals who have no capacity to leave their residences in his local area.

Area 11 Agents Dustin Parker and Brooke Williams answered the call for blood donations. Agent Parker



was told he has a special blood type and the blood he donated would immediately be distributed to hospitals where there was a match for six people.

Treatment Program Summary:

1,379 Probationers and Parolees were served in the general Substance Use Disorder Treatment Programs. Additionally 1,537 Participants were served in the Drug Court Treatment Programs, bringing the total P/P served to 2,916.

432 residents have agreed to participate in Medication Assisted Treatment (MAT) since the program started in July 2018; 152 are discharged with follow up in progress in the community; and 19 have completed the program. Partnership is in effect with 53 Community Providers to continue MAT upon release.

Treatment Program Summary (Non-Drug Court):
Substance Use Disorder Treatment - 998 participants
Case Management - 101 participants
Continuing Care - 241 participants
Domestic Violence Prevention - 14 participants
Life Skills - 46 participants
Tobacco Use Treatment Groups - 11 participants

Treatment staff were on a rotation schedule in the office and used electronic media to maintain contacts with program participants as part of COVID-19 Prevention. The Drug Court Program in Ozark set up a Facebook page for daily educational/training classes during this modified programming period due to COVID-19. Participants were required to watch and write a summary of topics discussions for group participation credit. Other activities included phone contacts with program participants who have responded well to the new process.

Reentry Facilities: (8 Licensed; 282 Beds)
There were a total of 53 reentry graduates this month.

During the month, 63 new residents were transferred into the reentry program, 7 resident started GED classes, 16 residents enrolled in CRC classes, 8 residents started WAGE, 2 residents completed WAGE and 5 residents received their Career Readiness Certificate.

A total of 25 Reentry Facility residents received their driver's license, 38 received an ID card, 35 received their SS card and 11 received birth certificates.

Reentry Officers:

In March, there were 188 employment event referrals reported, 169 facility residents were reported to be em-

ployed and 48 residents were reported to be ineligible for employment at this time. Reentry Officers reported 30 education referrals that resulted in an education enrollment. Reentry Officers made 46 community contacts within their assigned area during the month.

Transitional Housing:

Currently there are 19 licensed facilities with 545 ACC funded beds.

Within the transitional facilities there are a total of 256 residents who have obtained full time employment and 31 have obtained part time employment. This month, 9 residents reported to have enrolled in GED classes, 13 residents enrolled in WAGE, and 4 completed WAGE. There are 395 transitional housing facility residents reported to have received their GED or High School Diploma.

There are 34 registered sex offenders living in the transitional facilities. A total of 11 residents received their driver's license, 115 received an ID card, 97 received their SS card and 8 received birth certificates.

A total of 110 graduated the transitional housing program.

ACC Reentry Coaches provided referrals to 73 individuals who were released out on parole in March.

ACC reported a total of 194 volunteers, 1,204 volunteer hours (faith-based, mentors, interns, treatment and education) and 9 new recruitment contacts.

In March, there were 46 community contacts regarding our reentry population and the need for employment opportunities in Arkansas. In addition, there were 15 employment classes held. There were 425 offenders reported to have full time employment within the reentry and transitional facilities during the month. Statewide full-time employment is at 58.04%.

There are approximately 769 service providers registered in Good Grid, a total of 66,399 supervision accounts and 13,901 inmate accounts. There are currently 2,133 visible resumes. This month, 170 inmates and 748 supervision accounts were registered on The Good Grid.

During the month there were approximately 1,481 individuals screened for the Arkansas Works program. There were a total 1,013 individuals who submitted application and 931 who enrolled in a "Qualified Health Plan" as reported by Eaton Agency.

Ardella Bearden held two events in the community to engage volunteers. Bearden gave an overview of engaging and sustaining volunteers for SNAP and 4-H conference in Little Rock.

Fee Collections/Waivers

	Mar-19	Apr-19	May-19	Jun-19	Jul-19	Aug-19	Sep-19	Oct-19	Nov-19	Dec-19	Jan-20	Feb-20	Mar-20
Area 1 - Fayetteville													
Fees Possible	168,700	170,590	169,575	171,990	170,555	172,515	168,175	167,930	167,160	166,425	163,380	162,645	166,320
Fees Collected	170,456	148,222	143,061	132,830	160,297	164,160	151,862	166,414	147,552	149,641	160,511	159,238	155,934
% Collected	101%	87%	84%	77%	94%	95%	90%	99%	88%	90%	98%	98%	94%
% Paying Offenders	53%	49%	49%	45%	52%	54%	53%	57%	54%	56%	59%	56%	54%
% Employed	89%	89%	90%	89%	89%	89%	89%	89%	89%	88%	88%	88%	87%
Fees Converted	4,231	4,069	2,368	2,822	3,594	3,246	12,909	4,166	3,188	3,753	5,147	4,963	3,640
% Converted	3%	2%	1%	2%	2%	2%	8%	2%	2%	2%	3%	3%	2%
Fees Waived	8,645	7,350	6,440	5,460	4,690	5,320	4,900	5,425	5,285	5,285	4,725	4,200	3,955
% Waived	5%	4%	4%	3%	3%	3%	3%	3%	3%	3%	3%	3%	2%
Area 2 - Mountain Home													
Fees Possible	70,770	71,260	71,330	71,505	70,910	72,835	71,540	73,535	73,920	73,990	71,190	73,115	74,690
Fees Collected	76,634	70,985	62,297	62,248	75,054	75,339	73,150	75,963	67,795	71,620	74,599	71,968	73,500
% Collected	108%	100%	87%	87%	106%	103%	102%	103%	92%	97%	105%	98%	98%
% Paying Offenders	63%	61%	58%	56%	64%	62%	63%	64%	60%	64%	69%	63%	61%
% Employed	85%	87%	88%	88%	88%	88%	85%	85%	85%	85%	85%	86%	84%
Fees Converted	2,124	791	401	318	117	211	621	1,252	603	170	131	1,026	43
% Converted	3%	1%	1%	0%	0%	0%	1%	2%	1%	0%	0%	1%	0%
Fees Waived	1,155	980	560	595	525	770	770	770	700	700	630	490	455
% Waived	2%	1%	1%	1%	1%	1%	1%	1%	1%	1%	1%	1%	1%
Area 3 - Searcy													
Fees Possible	124,845	125,580	127,155	125,125	124,565	125,720	126,700	125,405	125,265	124,740	125,090	126,245	129,430
Fees Collected	120,850	109,742	110,987	106,627	117,798	122,298	115,955	114,129	107,819	111,529	122,595	121,001	119,347
% Collected	97%	87%	87%	85%	95%	97%	92%	91%	86%	89%	98%	96%	92%
% Paying Offenders	58%	55%	54%	53%	58%	59%	58%	59%	57%	57%	62%	59%	56%
% Employed	82%	83%	83%	84%	83%	84%	85%	83%	83%	81%	81%	80%	80%
Fees Converted	2,013	2,651	2,591	2,882	2,425	4,578	2,641	2,821	2,036	2,030	3,977	2,244	1,626
% Converted	2%	2%	2%	2%	2%	4%	2%	2%	2%	2%	3%	2%	1%
Fees Waived	7,315	5,740	5,355	5,005	4,690	5,075	4,970	5,425	5,460	5,180	5,320	5,145	4,830
% Waived	6%	5%	4%	4%	4%	4%	4%	4%	4%	4%	4%	4%	4%
Area 4 - Jonesboro													
Fees Possible	113,085	111,020	112,105	110,425	110,530	109,690	108,675	107,660	109,235	110,320	109,655	110,950	111,930
Fees Collected	101,677	94,123	85,681	83,087	95,977	101,253	91,506	93,919	87,017	88,608	105,536	102,805	94,194
% Collected	90%	85%	76%	75%	87%	92%	84%	87%	80%	80%	96%	93%	84%
% Paying Offenders	52%	51%	48%	47%	53%	55%	54%	56%	53%	52%	58%	54%	52%
% Employed	80%	80%	81%	81%	82%	82%	83%	83%	82%	80%	80%	80%	78%
Fees Converted	4,324	6,560	4,402	5,997	5,192	6,104	5,278	5,783	4,730	4,670	6,419	5,342	3,801
% Converted	4%	6%	4%	5%	5%	6%	5%	5%	4%	4%	6%	5%	3%
Fees Waived	9,345	8,575	8,155	7,350	6,510	6,195	6,020	6,825	6,545	6,055	6,090	5,775	5,320
% Waived	8%	8%	7%	7%	6%	6%	6%	6%	6%	5%	6%	5%	5%
Area 5 - Fort Smith													
Fees Possible	106,155	105,700	108,780	108,710	107,485	107,485	107,835	107,275	109,725	108,220	107,275	108,395	109,550
Fees Collected	89,747	85,344	76,514	73,900	89,281	88,559	84,890	97,835	81,647	88,309	93,345	95,982	91,107
% Collected	85%	81%	70%	68%	83%	82%	79%	91%	74%	82%	87%	89%	83%
% Paying Offenders	50%	49%	45%	44%	50%	50%	49%	55%	49%	52%	54%	52%	51%
% Employed	78%	79%	80%	79%	79%	79%	78%	79%	78%	78%	78%	78%	77%
Fees Converted	7,714	4,688	4,474	6,846	6,565	5,514	6,402	8,597	6,880	7,690	10,780	9,778	7,411
% Converted	7%	4%	4%	6%	6%	5%	6%	8%	6%	7%	10%	9%	7%
Fees Waived	11,095	9,975	9,345	9,485	8,330	8,645	7,595	8,260	7,910	7,560	6,475	5,775	5,180
% Waived	10%	9%	9%	9%	8%	8%	7%	8%	7%	7%	6%	5%	5%

	Mar-19	Apr-19	May-19	Jun-19	Jul-19	Aug-19	Sep-19	Oct-19	Nov-19	Dec-19	Jan-20	Feb-20	Mar-20
Area 6 - Conway													
Fees Possible	101,115	100,940	102,130	101,465	100,940	101,325	99,820	99,470	100,170	100,975	98,700	97,860	100,660
Fees Collected	107,171	94,946	89,378	87,224	99,929	102,991	88,065	102,678	85,625	96,929	95,563	100,439	95,115
% Collected	106%	94%	88%	86%	99%	102%	88%	103%	85%	96%	97%	103%	94%
% Paying Offenders	56%	54%	52%	52%	57%	60%	55%	63%	54%	61%	62%	60%	57%
% Employed	79%	80%	81%	81%	81%	80%	80%	80%	80%	78%	79%	79%	78%
Fees Converted	3,434	2,198	1,790	1,418	3,736	2,244	1,621	2,204	3,019	3,497	5,519	3,083	1,642
% Converted	3%	2%	2%	1%	4%	2%	2%	2%	3%	3%	6%	3%	2%
Fees Waived	2,695	2,240	1,645	1,750	1,505	1,715	1,715	1,890	2,135	2,380	2,100	1,960	1,750
% Waived	3%	2%	2%	2%	1%	2%	2%	2%	2%	2%	2%	2%	2%
Area 8 - Little Rock													
Fees Possible	192,360	192,710	197,085	197,120	193,550	195,930	194,565	195,440	196,490	195,405	193,515	194,880	197,925
Fees Collected	183,532	159,140	162,817	154,302	175,482	177,626	171,984	183,205	156,973	174,943	174,109	176,722	169,008
% Collected	95%	83%	83%	78%	91%	91%	88%	94%	80%	90%	90%	91%	85%
% Paying Offenders	54%	50%	50%	48%	53%	54%	53%	57%	51%	55%	57%	55%	51%
% Employed	80%	82%	82%	82%	81%	82%	81%	82%	81%	80%	79%	79%	79%
Fees Converted	848	1,801	1,740	1,215	2,819	2,197	2,176	2,149	1,440	1,571	2,156	1,272	2,202
% Converted	0%	1%	1%	1%	1%	1%	1%	1%	1%	1%	1%	1%	1%
Fees Waived	13,825	10,115	8,645	8,365	7,385	8,050	7,420	8,295	7,280	7,210	6,615	7,035	6,685
% Waived	7%	5%	4%	4%	4%	4%	4%	4%	4%	4%	3%	4%	3%
Area 9 - West Memphis													
Fees Possible	60,655	59,815	60,550	61,600	58,800	58,905	59,605	58,800	59,115	59,500	58,870	58,170	58,765
Fees Collected	57,410	53,737	44,185	47,348	58,459	52,900	51,129	53,313	49,142	50,523	53,647	50,061	55,166
% Collected	95%	90%	73%	77%	99%	90%	86%	91%	83%	85%	91%	86%	94%
% Paying Offenders	55%	53%	47%	47%	57%	55%	53%	56%	52%	52%	56%	52%	54%
% Employed	65%	64%	66%	67%	67%	68%	69%	69%	68%	68%	68%	68%	68%
Fees Converted	2,875	3,175	3,687	3,947	2,621	3,110	2,364	2,955	2,298	3,838	3,120	3,774	2,250
% Converted	5%	5%	6%	6%	4%	5%	4%	5%	4%	6%	5%	6%	4%
Fees Waived	2,905	2,835	2,415	2,415	2,380	2,695	2,835	2,835	2,730	2,730	2,695	2,765	2,765
% Waived	5%	5%	4%	4%	4%	5%	5%	5%	5%	5%	5%	5%	5%
Area 10 - Hot Springs													
Fees Possible	101,710	102,585	104,440	105,070	105,140	107,975	107,135	105,840	108,010	106,645	106,995	109,970	110,670
Fees Collected	94,090	89,279	87,201	82,190	100,188	97,463	91,457	98,733	87,776	98,319	101,866	96,430	94,984
% Collected	93%	87%	83%	78%	95%	90%	85%	93%	81%	92%	95%	88%	86%
% Paying Offenders	55%	54%	52%	49%	56%	56%	56%	59%	54%	59%	62%	58%	56%
% Employed	81%	82%	82%	81%	80%	79%	78%	79%	78%	78%	79%	78%	77%
Fees Converted	1,452	6,533	2,184	2,205	3,145	2,826	2,635	4,583	4,442	3,133	4,320	4,700	2,128
% Converted	1%	6%	2%	2%	3%	3%	2%	4%	4%	3%	4%	4%	2%
Fees Waived	6,615	6,335	5,740	6,055	6,055	5,880	5,775	6,265	5,950	6,090	5,845	5,950	6,125
% Waived	7%	6%	5%	6%	6%	5%	5%	6%	6%	6%	5%	5%	6%
Area 11 - Pine Bluff													
Fees Possible	81,970	83,755	85,120	85,225	84,350	85,400	86,415	84,735	85,400	85,050	82,670	84,700	85,155
Fees Collected	83,407	72,301	77,149	69,117	79,457	82,087	76,795	81,886	70,060	76,228	78,148	76,910	78,112
% Collected	102%	86%	91%	81%	94%	96%	89%	97%	82%	90%	95%	91%	92%
% Paying Offenders	64%	57%	59%	55%	62%	63%	60%	64%	57%	61%	63%	60%	58%
% Employed	74%	74%	74%	74%	75%	75%	74%	74%	74%	73%	72%	72%	72%
Fees Converted	3,682	1,777	5,687	3,633	2,864	5,844	3,138	4,910	5,100	6,097	5,491	6,328	2,856
% Converted	4%	2%	7%	4%	3%	7%	4%	6%	6%	7%	7%	7%	3%
Fees Waived	1,890	1,855	1,645	1,750	1,680	1,680	1,785	1,715	1,575	1,470	1,400	1,365	1,470
% Waived	2%	2%	2%	2%	2%	2%	2%	2%	2%	2%	2%	2%	2%

	Mar-19	Apr-19	May-19	Jun-19	Jul-19	Aug-19	Sep-19	Oct-19	Nov-19	Dec-19	Jan-20	Feb-20	Mar-20
Area 12 - Texarkana													
Fees Possible	93,555	95,270	95,375	96,880	96,320	97,230	97,965	96,495	97,405	97,195	95,935	95,620	96,180
Fees Collected	98,079	84,162	78,771	73,644	92,183	88,191	81,073	92,335	80,724	82,757	95,054	86,986	91,548
% Collected	105%	88%	83%	76%	96%	91%	83%	96%	83%	85%	99%	91%	95%
% Paying Offenders	54%	50%	48%	45%	55%	53%	50%	57%	52%	54%	60%	55%	55%
% Employed	78%	78%	77%	76%	77%	78%	79%	79%	79%	79%	78%	78%	77%
Fees Converted	4,153	9,133	10,506	3,730	6,166	4,956	6,519	7,027	3,484	6,308	6,648	9,415	3,440
% Converted	4%	10%	11%	4%	6%	5%	7%	7%	4%	6%	7%	10%	4%
Fees Waived	2,625	2,975	2,765	2,975	3,010	2,485	2,625	2,520	2,695	2,345	2,520	2,415	2,415
% Waived	3%	3%	3%	3%	3%	3%	3%	3%	3%	2%	3%	3%	3%
Area 13 - El Dorado													
Fees Possible	59,395	58,905	59,815	59,710	59,535	58,135	57,295	58,240	59,360	58,730	58,520	58,835	59,920
Fees Collected	58,040	47,067	50,351	49,861	53,014	48,396	57,391	51,195	44,271	50,492	53,101	51,495	56,083
% Collected	98%	80%	84%	84%	89%	83%	100%	88%	75%	86%	91%	88%	94%
% Paying Offenders	53%	49%	49%	51%	53%	53%	59%	56%	50%	56%	58%	54%	55%
% Employed	67%	68%	70%	69%	69%	71%	70%	71%	68%	70%	68%	67%	67%
Fees Converted	1,989	1,712	1,714	1,377	653	486	900	1,300	1,208	892	2,006	1,080	1,264
% Converted	3%	3%	3%	2%	1%	1%	2%	2%	2%	2%	3%	2%	2%
Fees Waived	5,530	5,635	5,390	5,215	5,285	5,320	5,075	5,180	4,795	4,935	4,865	4,690	4,270
% Waived	9%	10%	9%	9%	9%	9%	9%	9%	8%	8%	8%	8%	7%
Grand Total													
Fees Possible	1,274,315	1,278,130	1,293,460	1,294,825	1,282,680	1,293,145	1,285,725	1,280,825	1,291,255	1,287,195	1,271,795	1,281,385	1,301,195
Fees Collected	1,241,092	1,109,047	1,068,391	1,022,377	1,197,118	1,201,264	1,135,259	1,211,603	1,066,399	1,139,898	1,208,074	1,190,037	1,174,100
% Collected	97%	87%	83%	79%	93%	93%	88%	95%	83%	89%	95%	93%	90%
% Paying Offenders	55%	52%	51%	49%	55%	56%	55%	58%	54%	56%	60%	57%	55%
% Employed	80%	81%	81%	81%	81%	81%	81%	81%	80%	80%	79%	79%	78%
Fees Converted	38,838	45,088	41,542	36,389	39,896	41,316	47,204	47,745	38,428	43,648	55,713	53,002	32,303
% Converted	3%	4%	3%	3%	3%	3%	4%	4%	3%	3%	4%	4%	2%
Fees Waived	73,640	64,610	58,100	56,420	52,045	53,830	51,485	55,405	53,060	51,940	49,280	47,565	45,220
% Waived	6%	5%	4%	4%	4%	4%	4%	4%	4%	4%	4%	4%	3%

- Fees Possible** - The amount of supervision fees that can be collected per active/electronic monitoring supervision status of offenders for that month only. Does not include annual, pre-trial, and SIS.
- Fees Collected** - Actual amount of money collected that can be deposited in Special Revenue fund. Please keep in mind the amount collected could include an offender that pays three months in advance.
- Fees Converted** - Amount not included in Fees Collected. Represents the amount of money lost by conversions. If this money were collected instead of converted, it would be added to Fees Collected.
- Fees Waived** - Amount not included in Fees Collected. Represents the amount of money lost by waivers. If this money were collected instead of waived, it would be added to Fees Collected.

Center Populations

ARDOC
REPORT NO. IPTR500 - 18

ARKANSAS DEPARTMENT OF CORRECTION
ACC OPTION
STATEWIDE POPULATION REPORT

PAGE: 1 of 2
PROCESSED: 03/31/2020 12:32 AM
REQUESTOR: eOMIS

FOR: 03/31/2020

Location:	In Count	Out To:					Capacity	% Capacity
		ORCU Hosp	Other Hosp	Furlough	Court	Total		
Central AR CCC - Males/Males	139	0	0	0	0	139	120	
Central AR CCC - Short Term Drug Court Treatment/Males	13	0	0	0	0	13	30	
Central AR CCC - Males Total	152	0	0	0	0	152	150	101.3%
East Central AR CCC/Females	284	0	0	0	1	285	212	
East Central AR CCC-Females Drug Treatment/Females	29	0	0	0	0	29	50	
East Central AR CCC Supervision Sanction-Female/Females	0	0	0	0	0	0	88	
East Central AR CCC Supervision Sanction-Female/SSP Sanction Females*	47	0	0	0	0	47	0	
East Central AR CCC Total	360	0	0	0	1	361	350	103.1%
NE AR CCC - Drug Treatment/Males	27	0	0	0	0	27	25	
NE AR CCC/Males	204	0	0	0	0	204	215	
NE AR CCC Total	231	0	0	0	0	231	240	96.3%
NW AR CCC/Females	122	0	0	0	0	122	126	
NW AR CCC Total	122	0	0	0	0	122	126	96.8%
Omega Supervision Sanction Center/ SSP Sanction Males*	290	0	0	0	0	290	0	
Omega Supervision Sanction Center/Males	2	0	0	0	0	2	300	
Omega Supervision Sanction Center Total	292	0	0	0	0	292	300	97.3%
SW AR CCC/Males	474	0	0	0	1	475	475	
SW AR Supervision Sanction Center/ SSP Sanction Males*	54	0	0	0	0	54	0	
SW AR Supervision Sanction Center/Males	0	0	0	0	0	0	50	
SW AR CCC Total	528	0	0	0	1	529	525	100.8%
In Transit Count:	0							
TOTALS - UNIT COUNT	1,685	0	0	0	2	1,687		
					Male	1,204	1,215	99.1%
					Female	483	476	101.5%
					Total	1,687	1,691	99.8%
County Jail Backup SSP/Females Total	3	0	0	0	0	3		
County Jail Backup SSP/Males Total	17	0	0	0	0	17		
County Jail Backup/Females Total	78	0	0	0	0	78		
County Jail Backup/Males Total	37	0	0	0	0	37		
TOTAL - NONAGENCY	135	0	0	0	0	135		
					Male	54		
					Female	81		
					Total	135		
Re-Entry Act 146 Total	283	0	0	0	0	283	0	
GRAND TOTAL	2,103	0	0	0	2	2,105		

Parole/Probation Population

Active:

includes current status of Active, Abscond and Electronic Monitoring

Inactive:

includes current status of Non Reporting, Unsupervised, SIS
(Suspended Imposition of Sentence), Incarcerated and Out to Other State

Statewide Totals by Current Supervision Status (Active and Inactive) as of April 22, 2020

Area	Active	Inactive	TOTAL
Area 1-Fayetteville	6,965	3,079	10,044
Area 2-Mountain Home	2,635	542	3,177
Area 3-Searcy	4,885	1,261	6,146
Area 4-Jonesboro	4,309	1,449	5,758
Area 5-Fort Smith	4,161	1,912	6,073
Area 6-Conway	3,781	1,022	4,803
Area 8-Little Rock	7,837	1,329	9,166
Area 9-West Memphis	2,292	335	2,627
Area 10-Hot Springs	4,382	801	5,183
Area 11-Pine Bluff	3,670	680	4,350
Area 12-Texarkana	3,677	1,153	4,830
Area 13-El Dorado	2,424	546	2,970
ISC	79	1,926	2,005
Statewide Totals by Status	51,097	16,035	67,132

Parole/Probation Population

Statewide Totals by Current Supervision Status as of **April 22, 2020**

Area	Active			Inactive					OVERALL TOTALS PER AREA
	Active (Direct Supv)	Electronic Monitoring (Direct)	Absconded	Incarcerated	Non-Reporting	Out to Other State	Unsupervised	Suspnd Imposition of Snt (SIS)	
Area 1-Fayetteville	5,466	23	1,476	404	1,005	558	338	774	10,044
Area 2-Mountain Home	2,260	7	368	117	131	121	103	70	3,177
Area 3-Searcy	4,137	3	745	134	270	223	89	545	6,146
Area 4-Jonesboro	3,403	6	900	132	156	180	91	890	5,758
Area 5-Fort Smith	3,489	18	654	113	346	69	104	1,280	6,073
Area 6-Conway	3,081	4	696	151	252	117	100	402	4,803
Area 8-Little Rock	6,030	68	1,739	240	520	68	238	263	9,166
Area 9-West Memphis	1,728	4	560	123	62	51	10	89	2,627
Area 10-Hot Springs	3,458	33	891	174	166	75	179	207	5,183
Area 11-Pine Bluff	2,787	22	861	157	65	56	149	253	4,350
Area 12-Texarkana	2,882	11	784	177	343	188	105	340	4,830
Area 13-El Dorado	1,885	1	538	136	83	27	76	224	2,970
ISC	4		75	40	79	1,807			2,005
Statewide Totals by Current Supervision Status	40,610	200	10,287	2,098	3,478	3,540	1,582	5,337	67,132

Offender Count Active Excluding Absconders

40,810

Explanation for “Current Supervision Status”

Active Supervision:

Offender is currently on Active/Direct Supervision Status.

Electronic Monitoring:

Offender is currently on an Electronic Monitor.

Incarcerated:

Offender is currently incarcerated including the following:

- Parole Holds (in state and out-of-state)
- ACT 570 Holds
- County Jail (including possible new charges—felony or misdemeanors—or serving commitments for traffic fines, court commitments, etc).

Non Reporting:

Drug Court offender currently in a Community Correction Center for sanction or court commitment, on detainer (federal or ICE hold), out-of-state, in CCC Residential Treatment, nursing home, hospital, or Arkansas State Hospital.

Out-To-Other-State:

Offender supervised out of Arkansas through Interstate Compact.

Unsupervised:

Parolee whose earned Good Time has met the requirements for unsupervised parole, probationers who received Unsupervised Sentence (e.g., five-year probation sentence specified as 3 years supervised and an additional 2 years unsupervised probation; or an unsupervised probation sentence which is common for misdemeanor offenses (e.g., 1 year unsupervised probation term).

Suspended Imposition of Sentence (SIS):

Offender received a suspended term of supervision.

Parole/Probation Population

Statewide Risk Levels by Caseload Types as of April 22, 2020

CURRENT RISK LEVELS	Parole	Probation	Drug Court	Hope Court	Mental Health Court	Veterans Court	Swift Courts	Pre Adjudicated	Pre Trial/ Drug Court	Pre Trial/ Pre-Adjudicated	Pre Trial/ Regular	Pre Trial/ Veterans Court	Suspended	Ext Sex Offender Supv	Totals
Maximum	3,046	1,096	137	7	5	4	4		1	1			235		4,536
Medium	10,024	10,268	852	49	11	26	27		5	43	1	1	1,036	2	22,345
Minimum	7,308	17,933	924	23	10	63	54	1	11	54	8	1	1,057		27,447
Annual Reporting	2,632	1,631	1				16						67		4,347
Unassigned	3,029	2,303	46	3		1	1		3	3	26		3,042		8,457
Sum:	26,039	33,231	1,960	82	26	94	102	1	20	101	35	2	5,437	2	67,132

CURRENT RISK LEVELS ASSIGNED EXPLANATION:

- Maximum- last risk level score as "High"
- Medium- last risk level score as "Medium"
- Minimum- last risk level score as "Low"
- Annual- identifies offenders that are supervised Annual Reporting
- Unassigned- no ARORA has been completed or offender is currently supervised as "Unsupervised" where the risk level was changed to unassigned

Statewide Risk Levels by Caseload Supervision Status as of April 22, 2020

RISK LEVELS BY CURRENT SUPERVISION STATUS	Maximum	Medium	Minimum	Annual Reporting	Unassigned	Sum:
Active (Direct Supv)	2,553	14,279	19,885	3,558	335	40,610
Electronic Monitoring (Direct)	67	111	21		1	200
Absconded	1,081	4,282	3,289	79	1,556	10,287
Incarcerated	269	780	462	12	575	2,098
Non-Reporting	242	1,089	960	15	1,172	3,478
Out to Other State	90	631	1,181	34	1,604	3,540
Unsupervised	7	159	605	583	228	1,582
Suspnd Imposition of Snt (SIS)	227	1,014	1,044	66	2,986	5,337
Sum:	4,536	22,345	27,447	4,347	8,457	67,132

Parole/Probation Population

Probation and Parole Gains and Losses in March 2020

Gains and Losses	Probation	Parole	Pre-Trial	Suspended	Sum:
Intakes	669	1,246	15	78	2,008
Sanction Release from SSP	23	203		1	227
Total Gains	692	1,449	15	79	2,235
Revocations/or New ADC or CCC Sentence	283	420	4	21	728
Sanction Incarceration SSP	12	88			100
Terminations	500	255	11	71	837
Total Losses	795	763	15	92	1,665

ACC Specialized Squads

Special Response Team

March SRT-Task Force Report

Arrests:	
Absconders	31
Active Supervision	16
Collateral Arrest	34
SRT Total:	18
Task Force Total:	79
SRT Plus Task Force Total:	97

February SRT-Task Force Report

Felony charges	160
Misdemeanor charges	62
Traffic charges	5
Narcotics arrests	48
Confiscations:	
Marijuana	1.7 lbs
Meth	9.9 lbs
Prescription pills	216 pills
Heroin	4 grams
Fentanyl	28 grams
Handguns	18
Rifles	34
Drug paraphernalia	118 items
Recovered vehicles	5
Currency	\$13,696

Area 8 Intensive Parole Supervision

No information to report during March.

Community Service

Community Service - 2020

				March											Year End Totals
Area	Cities Within Area	January	February	Number of Participants	March	April	May	June	July	August	September	October	November	December	
1	Bentonville, Fayetteville	641.7	990.5	58	990.5										2,622.7
2	Harrison, Mountain Home, Salem, Mountain View, Berryville	926.0	912.0	22	236.0										2,074.0
3	Searcy, Newport, Walnut Ridge, Ash Flat, Heber Springs, Batesville, Pocahontas, Lonoke	2,412.0	1,823.0	80	1,512.0										5,747.0
4	Jonesboro, Paragould, Osceola	719.0	552.6	32	396.0										1,667.6
5	Fort Smith, Booneville, Clarksville, Ozark, Mena	1,297.0	1,392.8	90	715.0										3,404.8
6	Conway, Russellville, Morrilton, Danville	1,486.0	957.0	42	515.8										2,958.9
8	Little Rock, North Little Rock	1,370.0	1,262.0	33	1,073.0										3,705.0
9	Forrest City, Helena, West Memphis	316.0	331.5	20	184.5										832.0
10	Malvern, Benton, Sheridan, Arkadelphia, Hot Springs, Benton	1,211.2	1,282.0	31	331.0										2,824.1
11	Pine Bluff, Stuttgart, Monticello, Crossett	671.9	813.0	45	333.0										1,817.9
12	Texarkana, Ashdown, Hope, Lewisville, Nashville	668.0	810.5	48	493.4										1,971.9
13	Columbia, Union, Calhoun, Ouachita, Dallas, Cleveland	402.3	530.9	23	236.3										1,169.5
TOTAL		12,121.1	11,657.8	524	7,016.5	0.0	0.0	0.0	0.0	0.0	0.0	0.0	0.0	0	30,795.3

County Work Project Report March 2020

March 2020 Litter Crew Report

Area	Cities Within Area	Number of Participants	Number of Hours
Area 5	Fort Smith, Booneville, Clarksville, Ozark, Mena	1	3.0
Area 6	Conway, Russellville, Morrilton, Danville	4	14.8
TOTAL		4	14.8

Area	COUNTIES Within Area	Number of PROBATIONERS and PAROLEES	Number of HOURS
1	Benton	37	307.25
9	Crittenden	2	33.00
TOTAL		39	340.25

Revocations

Revocation Events By Supervision Types and Area March 2020

Area	Supervision Type	Revoked (Sent to ADC)	Revoked (Sent to CCC)	Revoked (Other)	New ADC/ CCC Sentence
Area 1-Fayetteville	Probation	9	1	9	4
Area 2-Mountain Home		7		2	6
Area 3-Searcy		8	3	8	4
Area 4-Jonesboro		9	2	14	15
Area 5-Fort Smith		5	3		8
Area 6-Conway		11	4	1	4
Area 8-Little Rock		11	1	35	4
Area 9-West Memphis			1	2	1
Area 10-Hot Springs		14	1	13	3
Area 11-Pine Bluff		13	7	2	
Area 12-Texarkana		20	1	1	2
Area 13-El Dorado		1	4	8	1
Total by Supervision Type	Probation	108	28	95	52
Area 1-Fayetteville	Parole	48		4	
Area 2-Mountain Home		14			2
Area 3-Searcy		33			1
Area 4-Jonesboro		24			3
Area 5-Fort Smith		29			12
Area 6-Conway		28			6
Area 8-Little Rock		88			8
Area 9-West Memphis		13			
Area 10-Hot Springs		20			9
Area 11-Pine Bluff		27			3
Area 12-Texarkana		11			9
Area 13-El Dorado		17			11
Total by Supervision Type	Parole	352		4	64
Area 6-Conway	Pre-Trial	2			
Area 13-El Dorado		1		1	
Total by Supervision Type	Pre-Trial	3		1	
Area 1-Fayetteville	Suspended				1
Area 3-Searcy					2
Area 4-Jonesboro				1	5
Area 5-Fort Smith					2
Area 6-Conway		2			
Area 8-Little Rock					2
Area 10-Hot Springs					1
Area 11-Pine Bluff		3			
Area 12-Texarkana		2			
Total by Supervision Type	Suspended	7		1	13
	TOTAL BY SUPERVISION EVENT	470	28	101	129

Revocations

Parole Revocation Hearings and Outcomes during March 2020

Hearing Outcome	Laws and Technical	Laws Only	No Violations Noted	Technical Only	Total By Hearing Outcome
Deferred	1		1		2
Reinstate	5		1	3	9
Revoked	27	98		3	128
Waived	247	23		42	312
Total By Violation Type	280	121	2	48	451

Note: Excludes SSP Sanction Hearings

ACT 1029 HEARINGS HELD	Total
Revoked	13
Waived	15
Total # ACT 1029 Hearings	28

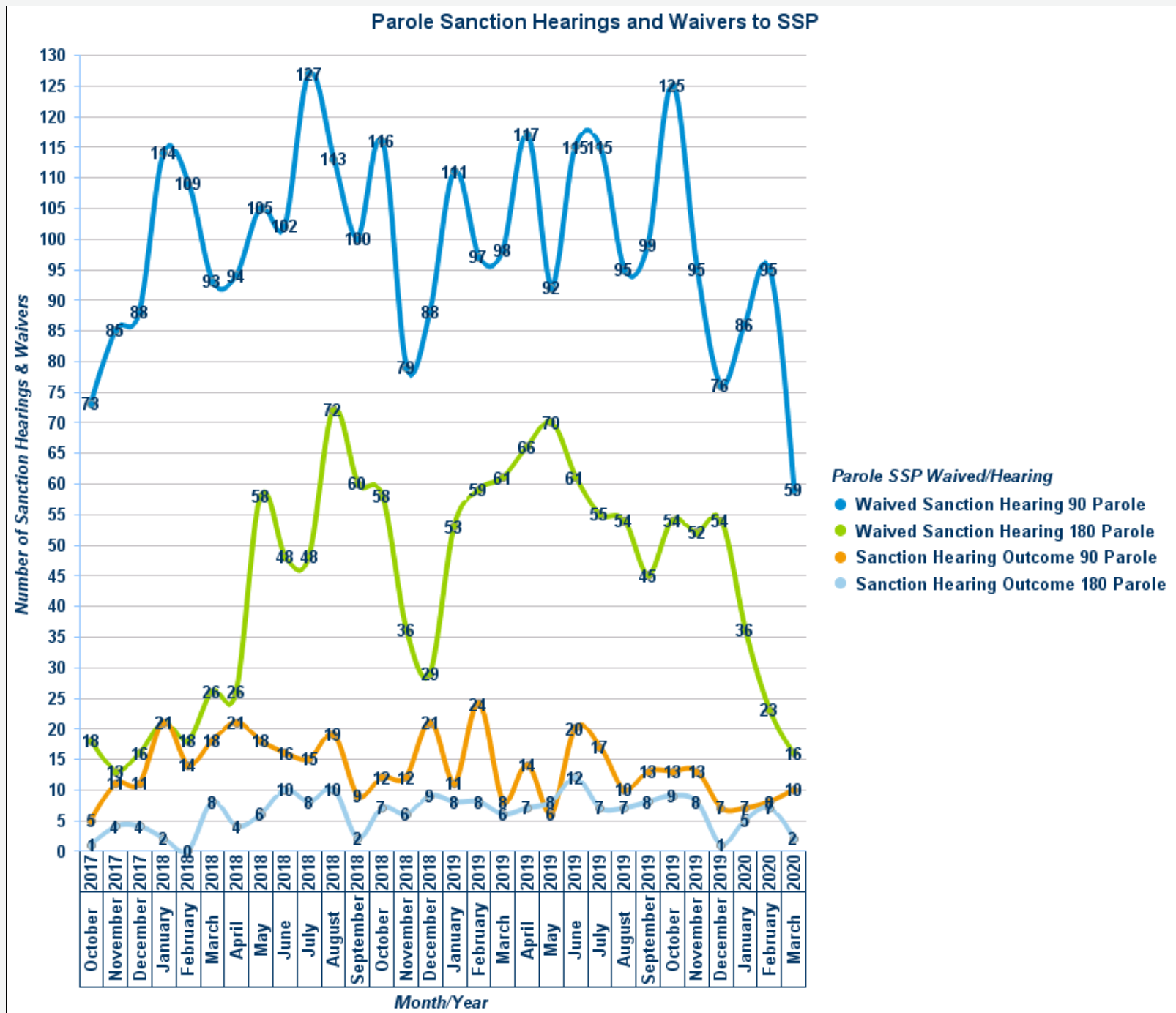
Supervision Sanctions

Supervision Sanction Hearings and Waivers

10/1/2017- 3/31/20

Sanction Hearing Outcome	Sanction Hearing Type	Parole	Probation	Sum:
Sanction Hearing Outcome 90	Sanction Hearing	404	10	414
Sanction Hearing Outcome 180		184	6	190
Totals:	Sanction Hearing	588	16	604
Waived Sanction Hearing 90	Waived Sanction Hearing	2,960	281	3,241
Waived Sanction Hearing 180		1,306	47	1,353
Totals:	Waived Sanction Hearing	4,266	328	4,594
	Overall Totals:	4,855	343	5,198

Supervision Sanctions



Drug Testing

Parole & Probation

Regular Probation and Parole

Positive Tests during March 2020

Offender Urine Tests this Period: 5,361

Number of Offenders Testing Positive: 1,722

Drug Tested	Count
THC/Marijuana	981
Methamphetamines	910
Amphetamines	642
Cocaine	123
Benzodiazepines	110
Heroin/Opiates	60
Alcohol	53
Ethyl Glucuronide	43
Oxycodone	34
Buprenorphine	16
Ecstasy	15
Methadone	13
Barbiturates	11
Morphine	10
Hydrocodone	8
PCP	6
Fentanyl	5
Propoxyphene	5
Tramadol	5
Crack	3
K2 (SPICE)	3
Methadone Metabolite	3
Prescription Abuse	2
Speed	2
Total	3,063

Drug Courts

Positive Tests during March 2020

Offender Urine Tests this Period: 4,331

Number of Offenders Testing Positive: 160

Drug Tested	Count
Amphetamines	94
THC/Marijuana	92
Methamphetamines	90
Buprenorphine	82
Benzodiazepines	26
Ethyl Glucuronide	17
Fentanyl	13
Tramadol	13
Morphine	12
Alcohol	7
Oxycodone	7
Barbiturates	6
Creatinine	6
Ecstasy	6
Methadone	6
Cocaine	5
Heroin/Opiates	4
K2 (SPICE)	3
PCP	3
pH	2
Total	494

Specialty Courts

Positive Tests during March 2020

Offender Urine Tests this Period: 88

Number of Offenders Testing Positive: 6

Drug Tested	Count
THC/Marijuana	4
Amphetamines	3
Methamphetamines	2
Ethyl Glucuronide	1
Total	10