

**Wendy Kelley  
Director**

**Board Report  
March 2017**



**PUBLIC RELATIONS**

**RESEARCH/PLANNING**

**February 2017 Admissions and Releases** – Admissions for February totaled **789** (690-males & 99-females) while Releases totaled **1,039** (896-males & 143 females) for a net decrease in-house of 250 Inmates.

**Inmate Population Growth/Projection** – At the end of February 2017, the Arkansas Department of Correction Population totaled **17,608** representing a growth of **71** Inmates since the beginning of 2017. Calendar year 2017 average growth is **36** Inmates per month, up from an average decrease of **14** Inmates per month during calendar year 2016 .

**Average County Jail Back-up** – The backup in the County Jails averaged **1,278** Inmates per day during the month of February 2017 – up from an average of **1,039** inmates per day during the month of January 2017.

**LEGAL SERVICES**

**PREA**

**PREA Data:**

Number of calls received	318
Total Number of Repeat Calls	103
Total Number of Calls with no message	75
Total Reported PREA Issue Calls	46
Total Reported non-PREA Calls	94
Total Calls due to Technical Failure	0
Totals Calls Referred to Internal Affairs Division	28

Five (5) staff members from Central Office, Pine Bluff Unit and Varner Unit received Sexual Assault Investigation training at the PREA Conference in Boston, MA on February 22nd-24th.

**INMATE GRIEVANCE**

**Inmate Formal/Informal Grievances:** In February, there were a total of 1,960 formal grievances filed and 2,970 informal grievances filed at various units.

**Institutional Grievances:** : There were a total of 528 appeals of institutional grievances received with 97 being rejected. 379 appeals answered in February. Seven (7) were found with merit.

**OPERATIONS/INSTITUTIONS**

**STTG**

The STTG Coordinator held two meeting with the FBI and the Joint Terrorism Task Force to talk about current trends of Domestic Terrorists in Arkansas. He also assisted the Lonoke County Prosecutor’s Office with information which helped conclude an internal investigation involving an ADC inmate. The STTG Coordinator also attended and spoke at the Annual Law Enforcement Emergency Preparedness meeting held at the Ouachita River Unit on Feb 22nd.

**FARM**

Field work was done at all farms when weather permitted. March is our ideal planting window for corn and rice. Each unit started garden plantings during February. All of the greenhouses started growing transplants that will be planted in the fields at a later date. The livestock operations are in good shape coming out of winter. With the milder winter, we used less hay this year. We will be starting the year with hay in inventory which we have not done in several years.

**Regional Maintenance Hours**

<b>Regional Maintenance Hours</b>	<b>February</b>
Benton Unit	6,219.50
Delta Regional Unit	2,167
East Arkansas Unit	5,066
Grimes Unit	2,272
McPherson Unit	1,116
Mississippi Co Work Release	1,476
North Central Unit	7,144
Ouachita River Unit	3,584
Randall Williams Unit	3,984
Texarkana Regional Unit	1,786
Tucker Unit	1,980
Varner Unit	2,136
Wrightsville Unit	2,810
<b>Total Hours</b>	<b>41,741.5</b>

**Work Release Rent Report**

Work Release Rent Report	February
Benton Unit	\$96,832.00
Mississippi County Work Release	\$48,773.00
Northwest AR Work Release Center	\$38,335.00
Pine Bluff Unit	\$32,402.00
Texarkana Regional Unit	\$33,609.00
Tucker Re-Entry Center	\$25,177.00
<b>Total</b>	<b>\$275,128.00</b>

**RE-ENTRY****Preparing for Success**

	Slots	Completed	Discharged	End Count
Ester 9-12	100	23	12	87
Tucker Re-Entry	20	3	2	20
<b>Total</b>	<b>120</b>	<b>26</b>	<b>14</b>	<b>107</b>

There are 614 males and 170 females on the waiting list within 42 months of their release date, and of those, 10 males are mandated by the Parole Board. The average time on the waiting list is approximately 3 months. The total number of inmates on the waiting list, including those not currently within the identified time frame, is 690 males and 206 females.

**WAGE****(Workforce Alliance for Growth in the Economy)**

	Slots	Completed	Discharged	End Count
Ouachita	13	8	0	5
Delta	15	4	4	15
Ester	31	0	3	27
Hawkins	30	0	0	0
<b>Total</b>	<b>89</b>	<b>12</b>	<b>7</b>	<b>47</b>

\*During the month of February, the Satellite inmates were transferred to the Barbara Ester Unit. WAGE Program relocated to the Hawkins Unit.

**Thinking for a Change**

Unit	Slots	Enrolled	Discharged	End Count
*Wrightsville Satellite	25	22	2	0
<b>Total</b>	<b>25</b>	<b>22</b>	<b>2</b>	<b>0</b>

\*Wrightsville Satellite inmates were transferred to the Barbara Ester Unit.

**Randall L. Williams Juvenile Education Program**

	Slots	Enrolled	Discharged	End Count
Juveniles	14	14	1	13
<b>Total</b>	<b>14</b>	<b>14</b>	<b>1</b>	<b>13</b>

**ADMINISTRATIVE SERVICES****BUDGET SECTION UPDATE**

- Budget has no Act 715 cases to report.

**Procurement Section Update:****Current Bid through Office of State Procurement**

Pine Bluff Barracks Renovation Project:

1. Ceiling Material

**Current Bids through Division of Building Authority**

Generator – Ester Unit

Steel & Building Material – Delta Unit

**Contracts Recently Awarded through OSP**

Pine Bluff Barracks Renovation Project

1. HVAC
2. Plumbing Equipment

**Contracts Recently Renewed through OSP**

1. Inmate Holiday Packages
2. Chem Aqua

**Procurement/Contracts Report (required by policy) –**

For February 2017, Purchase Orders and Contracts in excess of \$10,000 amounted to \$2,644,584.14. Of this amount, \$1,094,894.82 was for Inmate Care and Custody related items (e.g. food, shoes, clothing, etc.). Bulk fuel costs for the month of February were \$40,845.87 – average cost for E-10 was \$1.78/gallon; average cost for diesel was \$1.74/gallon.

**HUMAN RESOURCES UPDATE**

**Workplace Safety** – During the month of February, the modified version of the Health and Safety Plan was presented to one Basic Training class with a total of 75 cadets in attendance.

Seventy incidents were reported to the company nurse in February, bringing our total to 142 incidents in 2017.

**Benefits** – One hundred five (105) MIPS payments were made in February. Seventy-three (73) FMLA requests were processed and approved. A total of 12 CAT leave requests were processed with 7 approved, 3 denied and 3 pending. A total of 352 hours was donated to the Cat Leave Bank during February. Three (3) shared leave applications were received with 1 approved and 2 denied.

**Physical Assessments** –A total of 182 applicants and incumbent personnel were assessed in the month of February. Seventy-six (76) incumbent personnel successfully passed their physical assessment and one (1) did not. One hundred three (103) applicants passed their physical assessments, and 2 did not. Two applicants rescheduled and passed at a later date.

**Employment** – Cummins Unit Human Resources personnel attended Job Fairs in Dewitt on February 10<sup>th</sup>, Dumas on February 15<sup>th</sup>, and Monticello on February 24<sup>th</sup>. The Human Resources staff at Administration Annex East attended Career Fairs at Crossett High School on February 15<sup>th</sup> and at Pine Bluff High School on February 23<sup>rd</sup>. Varner Unit Human Resources staff attended Job Fairs at the Greenville Workforce Center in Mississippi on February 15<sup>th</sup> and in Monticello on February 24<sup>th</sup>.

A total of 1,439 applications were received during February. Fifty-eight (58) Non-Security applications and seventy-eight (78) CO I applications were processed. Sixty-seven (67) Correctional Officers were hired, and fourteen Correctional Officers were rehired.

**Vacancies, Hires, and Terminations** - In February 2017, a total of 572 vacancies, 87 new hires, and 91 terminations were at the various ADC locations.

**Administrative Services Division Monthly Reports (attached) include:**

**Gifts, Grants, and Donations**– \$1,090 was donated in the month of February.

**Inmate Welfare Fund**-balance on February 28, 2017 was \$5,771,572.95.

**The PAWS in Prison Fund** total on February 28, 2017 was: \$39,558.67 including ADC account (7004822/Donations) \$19,159.55 and ADC account (NDC0500/Recycling) \$20,399.12. This does not include the Foundation account managed by the PIP Foundation Board.

**INFORMATION TECHNOLOGY****In February, the IT department:**

During February, initial security steps to implement “IT Lease Privilege Access” were accomplished and documented. The ability to administer computers remotely is a major component of all IT positions, so this process must be a part of the settings. Microsoft System Center Configuration Manager (SCCM), using existing hardware and licensing, was built and will provide staff with base level account permission and remote control of PCs. Testing will continue in order to establish a procedure for large file transfers required with personnel information transfers; this testing is near completion.

Tablets were added to our weekly SECURUS conference calls to discuss installation. The Data Circuit has been ordered for East Arkansas Regional Unit. We are also working with SECURUS to identify inmates eligible for leased tablets by a good time class of 1 or 2.

The weekly SVV (secure video visitation) discussion was progressive. SVV progress includes: McPherson Unit, J. Aaron Hawkins, and the Ester Unit; these units went live on February 22<sup>nd</sup>. Installation began at EARU on February 6, 2017. The Grimes and North Central Units’ installation began on February 21<sup>st</sup>. The Ouachita River Unit’s SVV installation starts this month. The one SVV KIOSK at the Wrightsville Satellite Unit was removed due to the closing of the facility. It is now available for reassignment.

We continue to have telephone issues at the Tucker Unit. Various phones require a system reset or a cabling rework on a weekly basis. We are working to move the phones to a True VOIP solution and away from the old telephone cabling. Quotes have been requested for VOIP phones, both single and multiline, and also for POE switches to accommodate the power requirement. If approved, this action will change systems from a partial analog to a full digital and will connect using the network service at the facility. An advantage of the change is the ability to utilize the IT team instead of a vendor for phone number moves.

We met with DFA to review their materials management software, FAMIS. ACCRUENT, the same vendor as TMS, makes FAMIS. FAMIS is a newer software package but has less functionality than our TMS 2010. We are awaiting a quote to have our current TMS database migrated to a new virtual server that runs a new version of Windows Server (2012). The current TMS install cannot get security updates because the Windows version (2003) is no longer supported. The support and maintenance agreement for TMS is almost due, but with only three real uses of the support over the past three years and no future upgrades coming for the product, we are not renewing maintenance support and will use Professional Services (pay by hour support) if needed.

Reviews of IT documentation for internal eOMIS and Server group procedures are in progress. (Network and Desktop Support are forthcoming.) Most of the documents need just minor updates to the content, and a few have been chosen as templates to standardize the formatting as they are combined into a com-

plete document. The documents are also being broken into groups based on the level of access each IT position needs to perform that job.

Project and Change Management are now being tracked and managed to coordinate in a better fashion our efforts across systems and IT disciplines as well as to increase communications internally. The need for this stems from efforts to implement the Least Privilege process and to consolidate all IT procedures. A few instances of having to back out of an upgrade or system change due to unforeseen issues would have benefitted from Project and Change Management communications as well.

Marquis has been working on the permissions for ADC and ACC on the new Pentaho installs at DIS. The security group at DIS has been working to complete the secure web certificates for both the development and eOMIS embedded access. We have requested an update on both to determine when we can start testing the publishing processes.

Working with CCS and UAMS, we will install two new Telemedicine systems on the unit network at ORCU- SNU on March 9<sup>th</sup>.

The Association of Arkansas Counties delivered a test KIOSK and phone to the IT department for the Jail Arraignment project. Preparation is in progress for the first hardware installation at the Varner Unit. The KIOSK will be installed in non-contact visitation of the SuperMax facility.

### **Training Academy**

#### **Basic Training Division**

Captain Latisha Davis' BCOT Class 2017-A graduated on February 10, 2017, with 66 cadets. Jerry Cobb from the McPherson Unit won the Willis H. Sargent Award. Major Maurice Culclager from the Grimes Unit served as the Special Speaker.

#### **In-Service Training Division**

The Academy held Security for Non-Security classes on the 7th and 8th for contract staff and on the 15th and 16th for Religious Volunteers.

A Management Level 1 class was held February 13th -16<sup>th</sup>. Guest instructors from the OPM's training division presented 2 classes: Arkansas Government Basics and HRkansas.

#### **eCADEMY**

During the month of February, 480 ADC employees completed a total of 6450.25 hours of eCADEMY training. Approximately 10% of ADC employees completed at least one course during that time frame, averaging .73 hours per staff member.

## **HEALTH/CORRECTIONAL PROGRAMS**

### **CHAPLAINCY SERVICES**

#### **Benton Work Release**

On February 11th, Greater Macedonia Baptist Church of Little Rock visited the facility and led a worship service in the chapel. Clemmie Jones Outreach Ministries led a gathering of 22 inmates in worship on February 25th.

#### **Cummins Unit**

Cops Out Preaching Salvation from southern California led a Sunday morning service in the chapel on February 19th. Their group consisted of 4 men, all who are current or former law enforcement officers in California.

#### **Delta Regional Unit**

On February 27th, David Adair with Family Life in Little Rock, led a wrap-up ceremony for 10 inmates who completed the Stepping Up program.

#### **East Arkansas Regional Unit**

The EARU Islamic community participated in a Ta'Leem service on February 16th led by Muhammad Ameen. Islamic inmates had the opportunity to observe Savior's Day on February 26th.

#### **Hawkins Center**

Fellowship of Christian Athletes brought 8 Arkansas Razorback football players to visit with the inmates. Sixty-six (66) inmates participated in the event.

#### **Maximum Security Unit**

On February 11th, 38 volunteers participated in quarterly volunteer training. Father Marconi conducted a Catholic service with 4 inmates who took the sacrament of the Eucharist. Gideons also visited and distributed over 500 Bibles to the inmates.

#### **McPherson Unit**

On February 7th, Chaplain Wayne Kocourek and Pastor John Hamby conducted a service in which they baptized 39 inmates. The unit had two concerts in February. Love Without End performed on February 10th. The Gospel Echoes performed a concert on February 27th.

#### **Quachita River Correctional Unit**

Cops Out Preaching Salvation Ministry Team led a worship service with 60 inmates in attendance on February 20th.

#### **Tucker Unit**

Cops Out Preaching Salvation Ministry Team led a worship service with 99 inmates in attendance on February 18.

#### **Wrightsville Unit**

Cops Out Preaching Salvation Ministry Team led a worship service with 40 inmates in attendance. Fellowship of Christian Athletes brought a group of athletes from the University of Arkansas to the facility. One Hundred fifteen (115) inmates attended the service.

**ACCREDITATION**

ACA Internal Audits Completed:

Feb. 1-3 Audit prep Delta  
 Feb. 6-7 Audit prep Delta  
 Feb. 13-14 Audit prep Mississippi County  
 Feb. 15 North Central 1<sup>st</sup> pre-audit  
 Feb. 21-24 Audit Prep North Central Unit  
 Feb. 28 EARU 1<sup>st</sup> pre-audit

Fire/Safety and Sanitation independent audits conducted by the Fire and Sanitation Coordinator:

Feb. 1-3 Audit Prep North Central  
 Feb. 6-8 Audit prep Mississippi County  
 Feb. 13-17 Audit Prep EARU  
 Feb. 21-24 Walk through audit prep for Delta  
 Feb. 27-28 File Review for EARU

**VOLUNTEER SERVICES**

The total number of volunteer hours for the month.

Unit	Hours
Benton Work Release	8
Cummins	1
Delta Regional	1
East Arkansas Regional	48
Maximum Security	23
Mississippi County Work Release	12
North Central	55
Northwest Arkansas Work Release	16
Ouachita River	16
Randall L. Williams	29
Pine Bluff Complex	334
Wrightsville	8
Varner	94
Religious All Unit	5,213
Total	5,858

**PROGRAM INFORMATION****Sex Offender Treatment Programs:**

	SLOTS	COMPLETED	REMOVED	CLIENTS
RSVP	238	0	5	237
SOFT	30	0	0	6
Total	268	0	5	243

There are 844 males on the waiting list for RSVP and 28 females on the waiting list for SOFT within five (5) years of their TE date. Of those, 66 inmates are mandated by the Parole Board. The average time on the waiting list from request is about 3 to 6 months for those stipulated. The total on the waiting list, including those not currently within the identified time frame, is 1,510 males and 33 females. We have one PREA inmate in the program at this time.

**Therapeutic Community:**

	Slots	Completed	Removed	Clients
Tucker	129*	4	9	134
Wrightsville	45*	5	5	45
McPherson	50*	7	5	46
Total	224	16	19	225

There are 278 males and 13 females on the waiting list within 18 months of their release date. Of those, 19 are stipulated by the Parole Board. The average time on the waiting list from request is 15 days. The total on the waiting list, including those not currently within the identified time frame, is 583 males and 43 females.

\*Denotes transitional beds available at this treatment program. The Tucker Therapeutic Community has 129 client slots and seven (7) peer counselor slots.

**S.A.T.P.:**

Unit	Slots	Completed	Removed	Clients
Grimes	50*	3	5	51
McPherson	100*	22	4	96
MSU	3	0	0	3
RLW/CF	188*	32	13	191
Tucker	43*	2	2	43
Varner	44	4	12	43
Wrightsville	135*	15	16	141
Total	563	78	52	568

There are 1,961 males and 353 females on the waiting list within 18 months of their release date. And of those, 26 are stipulated by the Parole Board. The average time on the waiting list from request is 19 days. The total on the waiting list including those not currently within the identified time frame is 2,748 males and 462 females.

\*Denotes transitional beds available at this treatment program.

**ORCU R.P.U.:**

The Residential Program Unit at Ouachita had 5 admissions and 5 discharges in February for an end-of-month count of 122.

**McPherson Mental Health Residential Program:**

There were 3 admissions and 3 discharges in February for an end-of-month count of 40.

**Habilitation Program:**

The Habilitation Program at the Ouachita River Correctional Unit provided treatment services to 43 inmates during February. There were 5 admissions and 1 discharge for an end-of-month count of 42.

**Staffing:**

The following Mental Health Services and SATP positions were vacant in January and February.

Positions	January	February
Psychologists	6	6
Social Workers	5	5
Advisors	5	5
Substance Abuse Program Leaders	2	2
Admin Specialist/Analyst	1	2

**ADDITIONAL PROGRAM INFORMATION**

Self-Study Classes	# of Participants	# Completed	Waiting List
Anger Management	469	386	1,387
Thinking Errors	536	389	1,601
Substance Abuse Education	63	27	271
Communication Skills	179	136	1,110
Domestic Violence	89	66	564
Victims of Domestic Violence	57	49	32
Stress Management	197	105	1,158
Parenting	252	183	992

**Suicide:**

There were 132 suicidal threats, gestures or low/moderate risk attempts during February. There were one serious attempt that did not result in death.

**Outpatient:**

There were 2,247 inmates on the mental health medical log at the beginning of February. Mental Health conducted the following contacts during February:

Case management contacts	2,26
Requests for interviews	882
Testing	1
Intakes	704
Unit requests	1,062
Counseling (with treatment plans)	0
Pre-lock up reviews	440
Routine segregation reviews	463
Segregation rounds	16,226
PREA evaluations	89
Routine follow-up	179
834 requests	30

**Monetary Sanctions:**

Sanction reimbursements for February were \$30,300.00.

**County Mental Health Requests:**

During February, there were 82 requests of a mental health nature received and 5 inmates were fast tracked to ADC.

**County Medical Health Requests:**

During February, there were 241 requests of a medical nature received and 4 inmates were fast tracked to ADC.

**Deaths:**

There were 6 inmate deaths during the month of February; 3 were claimed, 2 were cremated, and one undecided.

**CCS:**

See attachment for CCS's report regarding outside beds and emergency room visits.

**Medical Grievances:**

In February, there were a total of 171 appeals of medical grievances received and 207 appeals were answered; 16 of those were found to be with merit and 4 with merit but resolved.

**SEX OFFENDER ASSESSMENTS****Assessments Completed:**

Risk Level	February	Sept. 1999 thru February 28, 2017
Level 1	3	1,158
Level 2	38	6,569
Level 3	10	6,226
Level 4	4	584
Default 3	6	*
<b>Total</b>	<b>61</b>	<b>14,537</b>
*Default Level 3's are included in the total number of Level 3's to date.		

**ACIC Numbers:**

The total number of sex offenders registered from Sept. 1, 1999 to February 28, 2017:

In Compliance	7,621
Delinquent (Did not return address on time)	875
Confined	3,024
Out of State	3,081
Address Unknown (absconded)	186
Deceased	1,087
Deported	173
Incapacitated	71
Out of USA	8
<b>Total</b>	<b>16,126</b>

**PAWS IN PRISON****Currently Enrolled in Training:**

Max Unit	7
Tucker Unit	7
Hawkins Unit	4
Randall Williams Unit	3
Ouachita River Unit	7
North Central Unit	9
<b>Total</b>	<b>37</b>

**Completed Training:**

February 2017	19
YTD 2017	34
Since Inception Dec. 2011	895
Dogs Currently in foster: (Graduated but not adopted)	5

**CONSTRUCTION****PROJECT UPDATES****Barbara Ester Unit:**

We are continuing to purchase material. The bid package for the generator has been awarded a contract. We are still working on infirmary and dental areas. Inmates have been moved into the barracks.

**Cummins Unit:**

Roadwork to the wastewater plant continues.

**Cummins Poultry:**

The generator was tested weekly. Plans and specifications for Cooler have been obtained and we are working on putting out the bid.

**Delta Unit:**

Work is still being executed on storm damage. Entegrity has completed their audit, and has presented their report and recommendations for energy upgrades. We have ordered material and we are waiting on insurance funds.

**East Arkansas Regional Unit:**

Work continues on building a new firing range. We have received material for farm building to be moved. The showers in inmate barracks are being renovated. Entegrity has presented their report and recommendations for the energy upgrades. Stainless steel light fixtures are being installed in multiple open barrack showers. Construction crews are working on repairs to Warden's residence.

**Hawkins Unit:**

Architects are working on plans for an additional generator for lighting and the kitchen.

**Maximum Security Unit:**

The boiler is being repaired. The metal ceilings on the walkways in the barracks are being worked on.

**Ouachita River Correctional Unit:**

Gravel operations are still in progress. Skylights have been ordered. We are working on the interior and metal studs in the Chapel.

**Pine Bluff Unit:**

The ductwork in the kitchen is complete, project is now operational. Construction has started on the new barracks in the former Central Records building. We

are still working on interior in the new school metal building.

**Tucker Unit:**

New samples that were taken with chlorine at the recommendation of the Arkansas Department of Health for the new water line have been approved. The new well is operating efficiently. We are working on additional cross fencing & fencing around new water well & the generator.

**Wrightsville:**

Material for the new Isolation Recreation Yard have been ordered. We repaired multiple water line leaks.

**CONSTRUCTION/MAINTENANCE PERSONNEL VACANCIES:**

2 Maintenance Technicians  
3 Assistant maintenance Supervisors  
1 Director of Maintenance  
1 Administrative Specialist I  
1 Corporal

2017 INFORMAL GRIEVANCE REPORT

Month	BENTON	HAWK/M	HAWK/F	WRTS SPU	WRTS	WRTS/SAT	EARU & MX	GRIMES	RLW	MCWR	MCPH	MSU	NCU	PBU Re-entry	PBU	NWA	TU	TRCC	VSMX	VU	CU	ORCU	Ester	DRU	Bowie Cty	TOTAL
JAN	2	15	34	0	75	13	416	301	59	0	309	225	138	1	25	0	109	1	235	85	297	388	22	150	106	3006
FEB	2	15	34	0	83	6	313	280	40	0	247	211	181	0	18	0	68	2	533	100	301	229	23	193	91	2970
MAR																										0
APR																										0
MAY																										0
JUN																										0
JUL																										0
AUG																										0
SEPT																										0
OCT																										0
NOV																										0
DEC																										0
TOTAL	4	30	68	0	158	19	729	581	99	0	556	436	319	1	43	0	177	3	768	185	598	617	45	343	197	5976

2017 FORMAL GRIEVANCE REPORT

Month	BENTON	HAWK/M	HAWK/F	WRTS SPU	WRTS	WRTS/SAT	EARU & MX	GRIMES	RLW	MCWR	MCPH	MSU	NCU	PBU Re-entry	PBU	NWA	TU	TRCC	VSMX	VU	CU	ORCU	Ester	DRU	Bowie Cty	TOTAL
JAN	1	5	16	0	27	6	350	113	31	1	148	239	59	1	6	0	87	2	314	67	151	165	12	67	24	1892
FEB	2	7	12	0	45	1	388	117	17	0	112	208	87	0	6	0	68	0	360	91	165	169	8	81	16	1960
MAR																										0
APR																										0
MAY																										0
JUN																										0
JUL																										0
AUG																										0
SEPT																										0
OCT																										0
NOV																										0
DEC																										0
TOTAL	3	12	28	0	72	7	738	230	48	1	260	447	146	1	12	0	155	2	674	158	316	334	20	148	40	3852



## Inmate Institutional Grievance Appeal Report

February 2017

	Acknowledged	Rejected	Processed W/O Merit	Processed W/ Merit
Benton Unit	0	0	0	0
Benton Work Release	0	0	0	0
Bowie County Texas Correctional Facility	10	11	15	0
Cummins Unit	17	14	24	0
Cummins Modular Unit	0	0	0	0
Delta Regional Unit	3	2	6	0
East Arkansas Regional Unit	14	2	16	0
East Arkansas Regional Max Unit	65	9	91	3
Ester Unit	3	0	0	0
Grimes Unit	24	6	19	0
Maximum Security Unit	39	10	38	1
McPherson Unit	36	6	28	1
McPherson Mental Health Residential Program Unit	2	1	1	0
Mississippi County Work Release Center	0	1	0	0
Northwest Arkansas Work Release Center	0	0	0	0
North Central Unit	9	3	7	0
Ouachita River Correctional Unit	34	5	10	0
ORCU Hospital	0	0	0	0
ORCU New Commitment	1	0	0	0
ORCU Mental Health Residential Program Unit	4	0	2	0
Pine Bluff Unit	0	0	3	0
Pine Bluff Re-Entry	0	0	0	0
Randall L. Williams Correctional Facility	3	0	3	0
Texarkana Regional Correctional Center	0	1	0	0
Tucker Unit	19	3	5	1
Varner Super Max	122	15	86	0
Varner Unit	17	6	13	1
Wrightsville Unit	5	1	3	0
Wrightsville Satellite Unit	0	0	0	0
Hawkins Center	2	1	2	0
Hawkins for Males	2	0	0	0
Hawkins SPU	0	0	0	0
<b>Total</b>	<b>431</b>	<b>97</b>	<b>372</b>	<b>7</b>

**Admissions and Releases**  
**February 2017**

<b><u>Admissions</u></b>	<b><u>Male</u></b>	<b><u>Female</u></b>	<b><u>Total</u></b>
Asian	2	-	2
Black	208	20	228
Hispanic	24	-	24
Nat. Amer.	1	1	2
Hawaiian/Pacific Isl	1	-	1
Other	1	1	2
White	453	77	530
<b>Total</b>	<b>690</b>	<b>99</b>	<b>789</b>

<b><u>Releases</u></b>	<b><u>Male</u></b>	<b><u>Female</u></b>	<b><u>Total</u></b>
Asian	5	-	5
Black	320	25	345
Hispanic	13	2	15
Nat. Amer.	6	-	6
Hawaiian/Pacific Isl	-	1	1
Other	1	-	1
White	551	115	666
<b>Total</b>	<b>896</b>	<b>143</b>	<b>1,039</b>



Monthly Population Averages

Unit/Center	2/1	2/2	2/3	2/6	2/7	2/8	2/9	2/10	2/13	2/14	2/15	2/16	2/17	2/20	2/21	2/22	2/23	2/24	2/27	2/28	AVG	
Benton	335	336	336	333	333	331	328	327	326	335	331	331	334	338	338	321	332	332	332	331	331	332
Cummins	1,897	1,884	1,918	1,926	1,934	1,938	1,938	1,953	1,950	1,954	1,957	1,952	1,946	1,944	1,944	1,928	1,909	1,896	1,908	1,897	1,929	1,929
Delta	615	619	615	614	616	614	618	615	623	622	618	618	626	621	621	613	595	612	629	623	623	617
E.A.R.Reg	1,675	1,666	1,662	1,667	1,666	1,662	1,662	1,662	1,650	1,650	1,641	1,639	1,652	1,650	1,650	1,645	1,639	1,646	1,658	1,654	1,655	1,655
Ester	377	378	378	374	374	374	367	359	356	358	360	373	373	371	371	356	346	496	489	496	386	386
Grimes	1,080	1,078	1,074	1,070	1,081	1,081	1,073	1,083	1,080	1,071	1,071	1,071	1,076	1,081	1,081	1,052	1,061	1,075	1,080	1,079	1,075	1,075
Max Sec	662	664	667	668	667	663	663	664	664	664	666	666	661	659	659	658	663	663	662	661	661	663
McPherson	1,009	1,002	1,007	1,006	1,014	1,010	1,008	1,007	1,009	1,007	1,008	1,011	1,011	1,008	1,008	992	979	978	981	984	984	1,002
MCWRC	144	144	144	144	144	144	144	144	144	143	144	144	144	144	144	135	137	137	137	144	144	142
N Central	836	836	833	832	833	830	841	840	833	829	828	837	838	832	832	822	823	833	835	835	835	833
NWA.WRC	100	100	100	99	97	98	98	98	98	99	100	99	100	100	100	94	93	93	100	99	99	98
Ouachita River	1,837	1,847	1,846	1,851	1,838	1,848	1,839	1,843	1,829	1,850	1,838	1,849	1,850	1,851	1,851	1,810	1,784	1,736	1,751	1,751	1,751	1,825
Randall L. Williams	566	567	565	566	563	567	567	566	565	558	560	567	565	566	566	558	557	562	557	560	560	563
Pine Bluff	424	429	430	427	425	423	424	419	424	421	425	423	424	425	425	422	422	424	422	419	424	424
PB Reentry	54	54	54	54	54	54	54	54	54	54	54	54	54	54	54	54	54	54	54	54	54	54
TRCC	126	128	126	126	126	126	128	128	128	128	128	128	126	126	126	115	115	115	120	120	120	124
Tucker	1,019	1,009	1,012	1,009	1,012	1,010	1,010	1,008	1,013	1,012	1,007	1,011	1,009	1,009	1,009	1,007	1,002	1,010	1,003	1,004	1,004	1,009
Vanner	1,713	1,712	1,712	1,708	1,710	1,710	1,709	1,703	1,704	1,703	1,713	1,713	1,708	1,707	1,707	1,692	1,696	1,688	1,668	1,686	1,686	1,703
Wrightsville	1,481	1,478	1,478	1,472	1,481	1,483	1,487	1,483	1,487	1,486	1,488	1,487	1,480	1,475	1,475	1,465	1,459	1,292	1,282	1,280	1,280	1,450
<b>Total ADC</b>	15,950	15,931	15,957	15,946	15,968	15,966	15,958	15,956	15,937	15,944	15,937	15,973	15,977	15,961	15,961	15,739	15,666	15,642	15,667	15,677	15,677	15,886
ALETA	19	19	19	19	19	19	19	19	19	19	19	19	19	19	19	18	18	18	18	18	18	19
Ar State Police	59	59	58	61	61	61	61	61	61	61	61	61	61	61	61	62	62	62	62	62	62	61
Co Jail / M	1,210	1,224	1,201	1,215	1,225	1,250	1,228	1,270	1,258	1,265	1,301	1,291	1,312	1,301	1,301	1,295	1,282	1,265	1,235	1,226	1,258	1,258
Co Jail / F	13	11	10	13	11	12	11	28	25	32	23	18	28	24	24	21	19	18	15	15	15	19
Total Co Jail BK	1,223	1,235	1,211	1,228	1,236	1,262	1,239	1,298	1,283	1,297	1,324	1,309	1,340	1,325	1,325	1,316	1,301	1,283	1,250	1,241	1,241	1,276
Bowie Co., TX	334	333	332	332	332	332	332	328	328	330	329	331	336	336	336	335	334	334	334	334	334	333
309/M	208	209	209	209	209	207	205	205	204	204	204	202	203	202	202	213	210	211	209	209	209	207
309/F	39	42	42	42	42	42	42	42	43	43	43	43	43	43	43	42	43	43	43	43	43	42
Total Act 309	247	251	251	251	251	249	247	247	247	247	247	245	246	245	245	255	253	254	252	252	252	249
<b>Total Non ADC</b>	1,882	1,897	1,871	1,891	1,899	1,923	1,898	1,953	1,938	1,954	1,980	1,965	2,002	1,986	1,986	1,986	1,968	1,951	1,916	1,907	1,907	1,938
<b>Total</b>	17,832	17,828	17,828	17,837	17,867	17,889	17,856	17,909	17,875	17,898	17,917	17,938	17,979	17,947	17,947	17,725	17,634	17,593	17,583	17,584	17,584	17,823

## Fiscal Year 2017 County Jail Backup

DAY	Jul-16	Aug-16	Sep-16	Oct-16	Nov-16	Dec-16	Jan-17	Feb-17
1	1,238	1,361	1,335 *	1,335	1,447	1,128 *	1,013	1,223
2	* 1,238	1,357	1,302 *	1,335	1,428	1,098 *	1,013	1,235
3	* 1,238	1,385	* 1,302	1,336	1,408	* 1,098	1,018	1,211
4	1,252	1,391 *	1,302	1,360	1,405 *	1,098	995 *	1,211
5	1,252	1,428	1,260	1,381 *	1,405	1,059	1,000 *	1,211
6	1,282 *	1,428	1,260	1,409 *	1,405	1,035	992	1,228
7	1,324 *	1,428	1,222	1,415	1,370	1,016 *	992	1,236
8	1,324	1,424	1,195 *	1,415	1,364	987 *	992	1,262
9	* 1,324	1,429	1,185 *	1,415	1,386	966	958	1,239
10	* 1,324	1,437 *	1,185	1,408	1,401 *	966	985	1,298
11	1,274	1,469 *	1,185	1,418	1,387 *	966	990 *	1,298
12	1,280	1,478	1,194	1,421 *	1,387	922	988 *	1,298
13	1,323 *	1,478	1,206	1,414 *	1,387	917	1,000	1,283
14	1,331 *	1,478	1,178	1,431	1,386	920 *	1,000	1,297
15	1,353	1,494	1,182 *	1,431	1,355	943 *	1,000	1,324
16	* 1,353	1,508	1,172 *	1,431	1,367	966	1,003	1,309
17	* 1,353	1,515 *	1,172	1,440	1,351 *	966	1,003	1,340
18	1,343	1,523 *	1,172	1,478	1,349 *	966	1,003 *	1,340
19	1,368	1,531	1,165	1,490 *	1,349	946	1,028 *	1,340
20	1,384 *	1,531	1,172	1,492 *	1,349	937	1,038	1,325
21	1,382 *	1,531	1,206	1,480	1,332	953 *	1,030	1,325
22	1,353	1,525	1,228 *	1,480	1,301	985 *	1,038	1,316
23	* 1,353	1,522	1,253 *	1,480	1,255 *	985	1,063	1,301
24	* 1,353	1,553 *	1,253	1,480	1,208 *	985	1,080	1,283
25	1,336	1,542 *	1,253	1,470	1,208 *	985	1,091 *	1,283
26	1,350	1,512	1,260	1,471 *	1,208 *	985	1,124 *	1,283
27	1,379 *	1,512	1,284	1,479 *	1,208	1,007	1,133	1,250
28	1,364 *	1,512	1,285	1,471	1,208	995 *	1,133	1,241
29	1,380	1,466	1,318 *	1,471	1,185	998 *	1,133	
30	* 1,380	1,424	1,335 *	1,471	1,141	1,013	1,159	
31	* 1,380	1,377		1,482		* 1,013	1,202	
Average	1,328	1,469	1,234	1,435	1,331	994	1,039	1,278

Fiscal Year Average 1,264

Notes: Totals do not include 309 Contracts in County Jails (maximum of 336)



Arkansas Department of Correction

## February STTG Unit Counts

Unit	Beginning Total	Confirmed	Suspected	In	Out	Paroled	Removed	Ending Total	Total Unit Population	Unit % of STTG's
Benton	73	1	1	2	4	10	0	63	331	19.03%
Cummins	443	1	0	45	15	17	0	457	1890	24.18%
Delta	124	0	0	25	14	11	0	124	618	20.06%
EARU	315	0	1	38	43	15	0	527	1640	32.13%
Grimes	315	1	0	33	12	18	0	319	1071	29.79%
Hawkins	48	0	0	3	3	3	0	45	422	10.66%
Mcperson	45	0	0	2	5	1	0	41	959	4.28%
Max	253	0	3	6	8	2	0	252	659	38.24%
MCWR	43	1	0	5	2	3	0	43	144	29.86%
NCU	195	0	0	3	2	3	0	193	823	23.45%
NWAWR	20	0	0	1	1	1	0	19	99	19.19%
ORCU	320	1	0	34	24	19	0	307	1557	19.72%
ORCU Intake	55	140	0	0	150	0	0	45	166	27.11%
PB/Ester	164	3	0	99	37	19	1	209	962	21.73%
RLW	137	0	0	29	18	8	0	140	556	25.18%
TWR	23	0	0	2	2	1	0	23	120	19.17%
Tucker	263	0	0	17	13	12	0	255	992	25.71%
Varner	682	2	0	128	121	24	0	667	1675	39.82%
Wrightsville	225	0	0	29	56	22	0	176	846	20.80%
<b>Total</b>	<b>3743</b>	<b>150</b>	<b>5</b>	<b>501</b>	<b>530</b>	<b>189</b>	<b>1</b>	<b>3905</b>	<b>15530</b>	<b>25.14%</b>

**ORCU Intake brought in 140 new STTG members into ADC last Month.**



### February STTG Counts by STTG Set

STTG Set	Benton	Cummins	Delta	EARU	Grimes	Hawkins	Mcperson	Max	MCWR	NCU	NWAWR	ORCU	Intake	PB	RLW	TWR	Tucker	Varner	Wrightsville	Total
Asian	1	0	0	0	1	0	0	0	0	2	1	0	0	2	1	0	2	1	0	11
Bloods	10	95	22	79	53	8	7	70	3	24	3	59	4	25	19	6	58	125	31	701
Crips	3	66	16	53	35	6	5	35	4	14	4	27	3	26	21	5	31	99	32	485
Folk	1	9	13	56	33	5	6	29	0	7	2	23	7	22	6	0	23	89	11	342
GD	13	130	25	116	66	11	4	51	11	34	4	68	8	45	34	6	46	131	33	836
Mexican	4	13	6	26	11	2	2	1	0	11	1	12	0	10	4	1	4	20	15	143
Motorcycle	1	2	0	7	1	1	1	0	0	1	0	0	0	0	1	0	0	4	0	19
Other	3	8	4	13	9	0	2	2	0	5	0	2	2	8	1	0	6	11	3	79
People	1	18	3	19	12	0	2	10	1	12	1	13	3	13	4	0	15	25	8	160
Unknown	0	4	3	9	2	0	0	2	0	6	0	6	1	7	4	2	5	2	4	57
W/S	14	38	11	42	36	7	9	16	6	31	2	37	6	24	15	3	24	41	13	375
NAE	2	22	9	27	13	0	2	8	3	15	0	19	4	7	10	0	8	28	9	186
WAR	5	39	5	55	34	3	1	16	9	18	1	29	3	11	14	0	20	56	11	330
AC	1	8	3	12	10	1	0	9	2	7	0	6	3	6	3	0	9	23	3	106
AB	4	5	4	13	3	1	0	3	4	6	0	6	1	3	3	0	4	12	3	75
<b>Total</b>	<b>63</b>	<b>457</b>	<b>124</b>	<b>527</b>	<b>319</b>	<b>45</b>	<b>41</b>	<b>252</b>	<b>43</b>	<b>193</b>	<b>19</b>	<b>307</b>	<b>45</b>	<b>209</b>	<b>140</b>	<b>23</b>	<b>255</b>	<b>667</b>	<b>176</b>	<b>3905</b>

Key:

- GD = Gangster Disciples
- W/S = White Supremacist
- NAE = New Aryan Empire
- WAR = White Aryan Resistance
- AC = Aryan Circle
- AB = Aryan Brotherhood



## February STTG Disciplinary Report

Unit	STTG Incidents	STTG Suspected Incidents	Total Unit Disciplinary	Disciplinary Involving STTG	Percentage
Benton	0	0	10	4	40.00%
Cummins	0	0	433	126	29.10%
Delta	0	0	98	23	23.47%
EARU	0	0	247	103	41.70%
Grimes	3	1	102	34	33.33%
Hawkins	0	0	30	3	10.00%
Mcperson	0	0	116	6	5.17%
Max	0	0	52	29	55.77%
MCWR	0	0	6	1	16.67%
NCU	1	0	59	22	37.29%
NWAWR	0	0	4	1	25.00%
ORCU	3	0	379	132	34.83%
ORCU Intake	0	0	11	5	45.45%
PB/Ester	1	0	27	5	18.52%
RLW	1	0	56	9	16.07%
TWR	0	0	0	0	0%
Tucker	0	0	124	56	45.16%
Varner	0	0	287	148	51.57%
Wrightsville	0	0	56	14	25.00%
<b>Total</b>	<b>9</b>	<b>1</b>	<b>2097</b>	<b>721</b>	<b>34.38%</b>



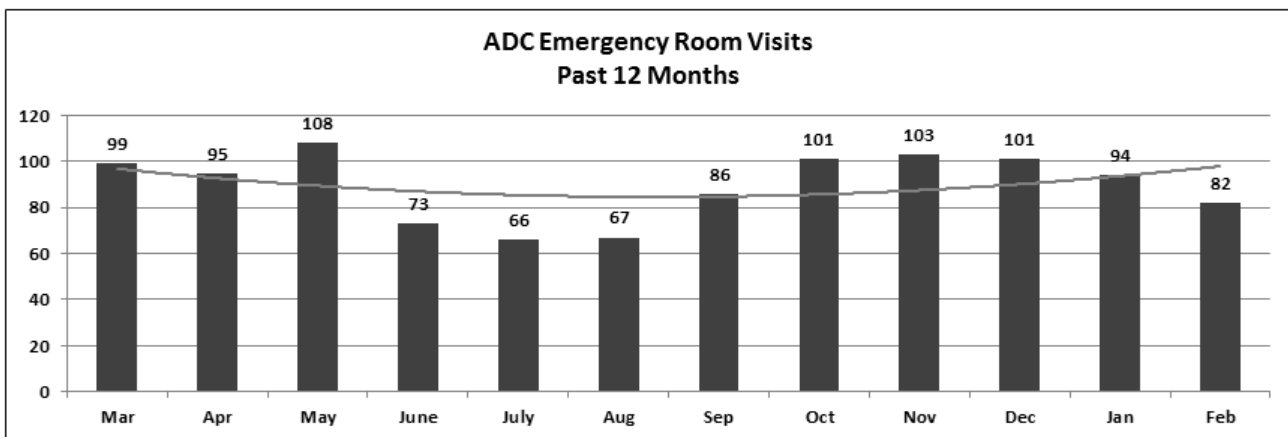
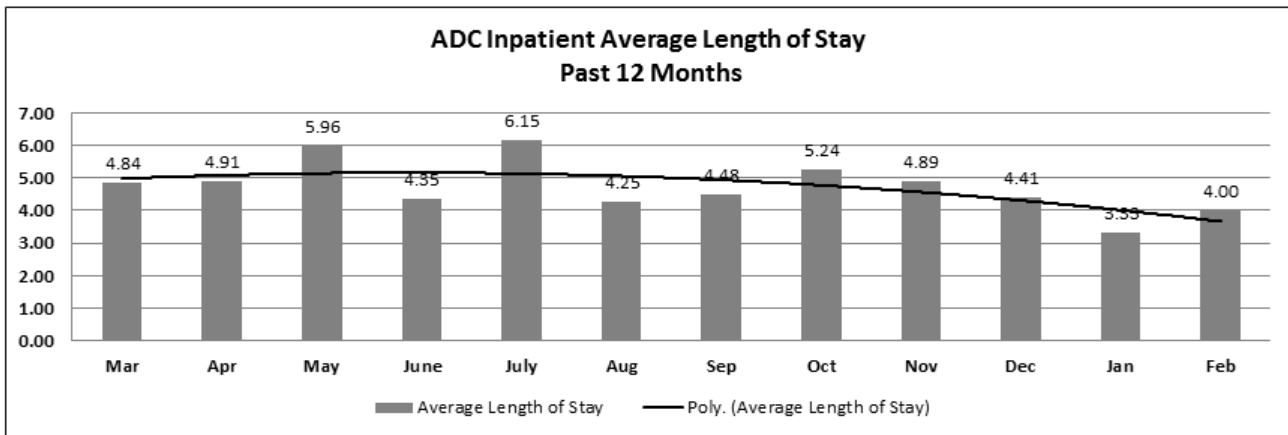
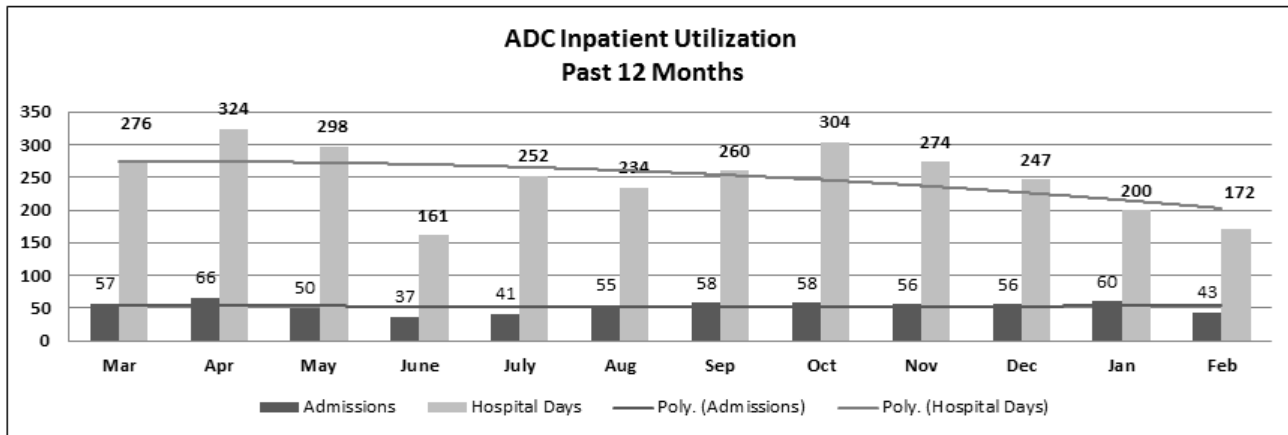
## ARKANSAS DEPARTMENT OF CORRECTION INPATIENT AND EMERGENCY ROOM UTILIZATION

### ADC Inpatient Statistics Past 12 Months

	2016						2017						Average
	Mar	Apr	May	June	July	Aug	Sep	Oct	Nov	Dec	Jan	Feb	
<b>Admissions</b>	57	66	50	37	41	55	58	58	56	56	60	43	<b>53.1</b>
<b>Hospital Days</b>	276	324	298	161	252	234	260	304	274	247	200	172	<b>250.2</b>
<b>Average Length of Stay</b>	4.84	4.91	5.96	4.35	6.15	4.25	4.48	5.24	4.89	4.41	3.33	4.00	<b>4.71</b>

### ADC ER Visits Past 12 Months

	2016						2017						Average
	Mar	Apr	May	June	July	Aug	Sep	Oct	Nov	Dec	Jan	Feb	
<b>Emergency Room Visits</b>	99	95	108	73	66	67	86	101	103	101	94	82	<b>89.6</b>



## Medical Grievances

Unit	Acknowledged. Received	Rejected	Reviewed & Signed by Dep Director	With Merit	With Merit, bu Resolved	% With Merit	Without Merit
Benton	0	0	0	0	0	0%	0
Boot Camp	0	0	0	0	0	0%	0
Bowie Co.	0	0	1	0	0	0%	1
CMU	1	0	0	0	0	0%	0
Cummins	19	2	9	0	0	0%	9
Delta	2	1	7	0	0	0%	7
EARU	9	3	18	1	0	6%	17
EARU Max	33	2	24	5	0	21%	19
Esther	0	0	0	0	0	0%	0
Grimes	11	3	3	0	0	0%	3
Hawkins	0	1	0	0	0	0%	0
McPherson	8	0	7	0	0	0%	7
MCWRC	0	0	0	0	0	0%	0
MSU	18	2	26	1	0	4%	25
North Central	11	0	6	0	1	17%	5
NWAWRC	0	0	0	0	0	0%	0
Ouachita	25	3	32	4	3	22%	25
Pine Bluff	0	0	0	0	0	0%	0
Randall Williams	2	0	4	0	0	0%	4
SNN	0	0	0	0	0	0%	0
TRCC	0	0	0	0	0	0%	0
Tucker	3	1	11	1	0	9%	10
Tucker Re-Entry	1	0	0	0	0	0%	0
Varner	4	0	11	2	0	18%	9
Varner S Max	19	4	45	2	0	4%	43
WRU	4	0	2	0	0	0%	2
WHM	1	1	1	0	0	0%	1
WWR	0	0	0	0	0	0%	0
<b>TOTAL</b>	<b>171</b>	<b>23</b>	<b>207</b>	<b>16</b>	<b>4</b>	<b>10%</b>	<b>187</b>

# CHAPLAINCY

Monthly Report for: February 2017	BENTON	CUMMINS	DELTA REGIONAL	EAST ARKANSAS	EAST ARKANSAS MAX	ESTER	GRIMES	HAWKINS	MAXIMUM SECURITY	MCPHERSON	NORTH CENTRAL	OJACHITA RIVER	PINE BLUFF	RANDALL L. WILLIAMS	TUCKER	VARNER	VARNER MAX	WRIGHTSVILLE	PTF	TOTAL	
<b>Services Chaplains Oversaw</b>																					
Christian																					
Population	7	8	5	7	0	4	5	5	10	4	6	20	2	13	6	2	0	13	1	118	
Segregation	0	0	0	0	0	0	0	0	0	1	0	3	0	0	0	0	0	0	0	4	
Muslim																					
Population	0	4	4	1	0	0	3	0	1	5	1	5	1	4	0	5	0	1	0	35	
Segregation	0	0	0	0	0	0	0	0	0	0	0	0	0	0	0	0	0	0	0	0	
																				<b>Total Services</b>	<b>157</b>
<b>Volunteers in Charge</b>																					
Protestant	15	34	2	18	0	10	22	13	28	40	23	14	9	1	15	14	3	19	3	283	
Catholic	0	0	0	0	0	0	2	4	1	2	1	1	0	2	0	4	3	4	0	24	
Muslim	0	0	1	5	0	4	4	1	4	10	0	1	0	1	0	0	0	0	0	31	
Other	4	0	0	4	0	2	0	0	1	0	0	0	0	0	0	0	0	0	0	11	
Baptism	0	3	0	8	0	0	9	0	0	39	0	0	0	0	0	1	0	0	0	60	
<b>Marriages</b>																					
	2	0	0	0	0	0	0	0	0	0	0	1	0	0	0	0	0	0	0	3	
<b>Distributed by Chaplains</b>																					
Greeting Cards	25	200	150	0	0	40	188	0	160	544	60	47	210	30	139	440	508	0	90	2831	
Bibles, Quran, Torah, Etc.	20	100	4	15	5	25	18	3	655	80	40	550	9	15	18	146	19	25	0	1747	
Study Course	75	15	15	0	1	0	8	0	206	0	0	34	8	21	1	144	11	0	0	539	
Writing Supplies	30	12	0	0	0	0	6	57	290	0	0	0	0	18	0	0	0	0	1000	1413	
Literature	200	1575	900	884	74	480	4	1	210	369	530	550	100	10	13	2558	2042	300	200	11000	
<b>Chaplain's Visits</b>																					
Barracks	60	78	67	8	0	24	436	16	69	154	131	62	26	26	117	52	29	34	4	1393	
Approximate Hours Spent in Barracks	37	39	10	5	0	98	62	7	259	60	33	52	5	8	29	13	16	17	2	752	
Inmate Office visits	71	52	111	78	0	75	134	63	36	84	0	101	109	158	165	170	0	60	10	1477	
Other Office visits	68	21	8	29	0	36	7	4	25	25	78	38	12	12	44	0	0	50	12	469	
Hospital	0	1	0	0	0	0	3	0	0	2	1	39	0	0	1	0	0	1	0	48	
Infirmery/Sick Call	0	1	1	4	0	2	34	4	5	3	4	24	4	6	3	0	4	5	108		
Restrictive Housing	0	0	3	0	14	0	31	0	10	15	0	88	4	4	4	4	8	4	8	197	
Punitive Isolation	0	11	3	0	0	0	0	0	9	15	3	23	4	4	0	0	8	4	4	88	
PC - DRU	0	0	3	0	0	0	0	0	0	0	0	0	0	0	0	0	0	0	0	3	
Visitation Days	0	0	2	0	0	0	0	0	0	4	0	5	0	0	0	1	0	1	0	13	
<b>Volunteer Visits</b>																					
RCV	6	0	0	0	0	0	4	1	18	15	10	85	0	16	18	0	0	0	0	173	
OCV	17	9	0	0	0	7	0	24	65	11	24	0	11	10	11	30	0	32	50	301	
Spiritual Advisor	0	3	1	0	0	0	1	1	1	0	0	2	1	2	3	0	0	2	0	17	
CRA	17	54	8	82	8	10	56	25	106	29	80	128	9	24	49	74	12	23	0	794	
<b>Religious Volunteer Hours</b>																					
Volunteer Hours	94	228	25	245	14	14	209	55	708	236	321	530	48	118	419	348	26	60	50	3748	
DENOMINATIONAL/VOLUNTEER CHAPLAIN HOUR	79	27	7	49	0	254	48	139	48	122	142	78	19	89	139	18	0	207	0	1465	
																				<b>Total Volunteer Hours</b>	<b>5213</b>
<b>Other Activities of Chaplain</b>																					
Counseled Employees	18	4	3	4	0	12	13	8	5	15	4	119	8	9	11	13	13	12	4	275	
Orientation Sessions	0	4	0	0	0	0	0	0	1	0	0	2	0	0	0	0	0	0	0	7	
Free World Devotions	0	0	0	0	0	10	4	0	4	3	0	17	12	12	0	1	1	0	0	64	
Spoke in Churches	5	11	0	21	0	10	6	0	6	2	0	5	12	12	4	2	2	12	2	112	
Crisis Intervention Sessions	4	21	0	0	0	5	0	10	5	28	5	6	6	7	12	6	6	30	7	158	
Marriage Counseling	4	0	2	2	0	0	3	0	4	0	0	2	0	1	2	0	0	0	0	20	
Denominational Meeting	0	0	0	8	0	0	0	0	2	0	0	2	1	1	0	0	0	0	0	14	
Chaplain's Meeting	0	4	1	1	0	3	2	1	1	1	1	3	1	1	1	3	0	1	1	26	
Volunteer Training Session	1	0	0	0	0	0	0	0	1	0	0	3	0	0	0	4	0	1	0	10	
Choir Trip	0	0	0	0	0	0	0	0	0	0	0	0	0	0	0	0	0	0	0	0	
<b>Chaplain Transfers</b>																					
	0	0	0	0	0	0	0	0	0	0	0	0	0	0	0	0	0	0	0	0	
<b>Chaplain Promotions</b>																					
	0	0	0	0	0	0	0	0	0	0	0	0	0	0	0	0	0	0	0	0	
<b>PAL PROGRAM</b>																					
Enrolled at start of month	0	45	13	50	0	55	49	44	18	55	25	41	0	28	57	48	0	26	0	554	
Enrolled during the month	0	12	1	6	0	0	4	10	6	18	15	8	0	5	5	6	0	4	0	100	
Removed From PAL Program																					
# Paroled	0	0	0	0	0	1	0	3	0	9	3	5	0	1	2	3	0	0	0	27	
# Completed	0	5	0	2	0	0	4	2	0	2	7	0	0	1	1	4	0	0	0	28	
# Withdrew	0	1	1	4	0	3	0	3	2	3	0	2	0	0	0	0	0	1	0	20	
# Removed	0	4	0	0	0	1	0	1	0	5	3	0	0	0	4	3	0	0	0	21	
# Transferred	0	0	1	0	0	0	1	4	0	0	0	0	0	0	1	1	0	1	0	9	
Total Removed from PAL Program	0	10	2	6	0	5	5	13	2	19	13	7	0	2	8	11	0	2	0	105	
Total Enrolled at the End of the Month	0	47	12	50	0	50	48	41	22	54	27	42	0	31	54	43	0	28	0	549	
<b>Volunteers in PAL</b>																					
	0	20	3	10	0	7	13	5	15	20	5	7	0	7	10	4	0	4	0	130	
<b>Special Events:</b>																					
	2	1	1	2	0	0	0	1	3	3	0	1	0	0	1	0	0	2	0	17	

PURCHASE ORDERS OVER \$10,000.00						
VENDOR	DESCRIPTION	LOCATION	PO#	PURCHASE AMOUNT	FUND	
Mid-States Services INC	Toilet Paper	Hawkins/ACI	4501689131	\$24,268.80	Operational Industry Budget	
Turner Holdings LLC	Milk	Central Warehouse	4501689648	\$18,617.28	Operational Budget	
Turner Holdings LLC	Milk	Central Warehouse	4501689652	\$13,349.60	Operational Budget	
Turner Holdings LLC	Milk	Central Warehouse	4501689623	\$19,537.32	Operational Budget	
Turner Holdings LLC	Milk	Central Warehouse	4501689625	\$18,617.28	Operational Budget	
Turner Holdings LLC	Milk	Central Warehouse	4501689629	\$20,926.40	Operational Budget	
US Food Service	Food Purchases	Central Warehouse	4501689632	\$93,000.00	Operational Budget	
Delta Grow Seed Company INC	Soybean Seeds	Tucker/Farm	4501689460	\$95,000.00	Operational Farm Budget	
MFA INC	Soybean Seeds	Tucker/Farm	4501689453	\$93,633.60	Operational Farm Budget	
Helena Chemical Company	Soybean Seeds	Tucker/Farm	4501681345	\$60,432.00	Operational Farm Budget	
Arkansas Correction Industry	Clothing	Delta Unit	4501690226	\$25,772.32	Operational Budget	
Redwood Biotech	Drug Testing Fee	Chief Deputy Institutions	4501690166	\$24,364.50	Operational Budget	
Redwood Biotech	Drug Testing Fee	Chief Deputy Institutions	4501690162	\$23,409.68	Operational Budget	
Mid South Sales INC	Fuel	Cummins/Commissary	4501688917	\$15,131.64	Operational Budget	
William R Hill & CO INC	Food Purchases	Central Warehouse	4501691055	\$232,354.44	Operational Budget	
US Food Service	Food Purchases	Central Warehouse	4501691049	\$36,067.50	Operational Budget	
Sysco Food Services of AR	Food Purchases	Central Warehouse	4501691045	\$30,812.90	Operational Budget	
Robbins Sales CO INC	Food Purchases	Central Warehouse	4501691044	\$39,279.52	Operational Budget	
National Food Group	Food Purchases	Central Warehouse	4501691042	\$24,336.00	Operational Budget	
Tri Co Farmers Assn	Dry Fertilizer	EARU/Farm	4501690629	\$22,645.00	Operational Farm Budget	
Green Point AG LLC	Fertilizer	Cummins/Chemical Shed	4501690413	\$15,936.00	Operational Farm Budget	
Arkansas Correction Industry	Clothing	Hawkins	4501691299	\$19,927.22	Operational Budget	
Arkansas Correction Industry	Clothing/Linens	Randall L Williams	4501692048	\$17,125.92	Operational Budget	
Greenway Equipment INC	Repair Service on Farm Equipment	Tucker/Farm	4501676283	\$24,367.53	Operational Farm Budget	
Mid-States Services INC	Toilet Paper	Hawkins/ACI	4501691287	\$24,268.80	Operational Industry Budget	
Tabb Textiles CO INC	Fabric	Wrightsville/Industry	4501691297	\$65,000.00	Operational Industry Budget	
Drew Farm Supply	Garden Seeds	EARU/Farm	4501692416	\$32,288.35	Operational Farm Budget	
Shoe Corporation of Birmingham	Boots	Tucker/Industry	4501693636	\$13,993.20	Operational Industry Budget	
GE Government Supply LLC	Powered Milk	Cummins/Farm	4501693013	\$86,800.00	Operational Farm Budget	
Shoe Corporation of Birmingham	Boots	Tucker/Industry	4501691218	\$18,860.40	Operational Industry Budget	
Palarm Automation INC	Repair Parts	Cummins/Farm	4501692913	\$20,222.90	Operational Farm Budget	
Green & Chapman LLC	Fuel	Cummins/Farm	4501691402	\$25,714.23	Operational Farm Budget	
Cummins Mid South INC	Body Armor Accessories	Training Academy	4501693289	\$38,851.80	Operational Budget	
William R Hill & CO INC	Food Purchases	Central Warehouse	4501694603	\$46,648.98	Operational Budget	
Sysco Food Services of AR	Food Purchases	Central Warehouse	4501694609	\$43,851.39	Operational Budget	
Robbins Sales CO INC	Food Purchases	Central Warehouse	4501694615	\$44,993.92	Operational Budget	
National Food Group	Food Purchases	Central Warehouse	4501694619	\$30,640.00	Operational Budget	
American Paper & Twine	Paper Towels	Central Warehouse	4501694599	\$34,738.51	Operational Budget	
Galls	Uniform Shirts	Training Academy	4501694799	\$17,151.27	Operational Budget	
Dell Marketing LP	Computers and Monitors	Information Systems	4501694344	\$183,554.68	Operational Budget	
Dell Marketing LP	Server Replacements	Information Systems	4501693490	\$34,264.98	Operational Budget	
Lexmark International INC	Copier Equipment	Information Systems	4501695225	\$18,970.29	Operational Budget	
SHI International Corp	Software Renewals	Information Systems	4501695244	\$12,133.98	Operational Budget	
Gilbert AG Service INC	Crop Seeds	Cummins/Chemical Shed	4501694634	\$47,201.70	Operational Farm Budget	
Helena Chemical Company	Crop Seeds	Cummins/Chemical Shed	4501694625	\$55,960.00	Operational Farm Budget	
Miller-Bowie Supply Co	Horse Feed	Cummins/Farm	4501694593	\$19,360.00	Operational Farm Budget	
Barnes Paper Co	Egg Cartons	Cummins/Farm	4501694120	\$23,890.80	Operational Farm Budget	
Shoe Corporation of Birmingham	Boots	Tucker/Industry	4501695134	\$15,277.60	Operational Industry Budget	
Razor Chemical INC	Janitorial Supplies	Delta/Janitorial Factory	4501695121	\$16,882.60	Operational Industry Budget	
Miller-Bowie Supply Co	Feed	Cummins/Farm	4501694113	\$14,314.00	Operational Farm Budget	
Crop Production Services INC	Herbicide	Cummins/Chemical Shed	4501695080	\$11,088.00	Operational Farm Budget	
Chestnut Ridge Foam INC	Mattress Foam	Tucker/Industry	4501695202	\$12,260.00	Operational Industry Budget	
Green Point AG LLC	Chemicals	Cummins/Chemical Shed	4501695073	\$13,126.80	Operational Farm Budget	
MFA INC	Chemicals	Tucker/Farm	4501693181	\$47,585.45	Operational Farm Budget	
Green Point AG LLC	Herbicide	Cummins/Chemical Shed	4501695081	\$12,331.00	Operational Farm Budget	
Atlantic Beverage Company	Food Purchases	Central Warehouse	4501695566	\$10,252.00	Operational Budget	
National Food Group	Food Purchases	Central Warehouse	4501695554	\$97,465.10	Operational Budget	
William R Hill & CO INC	Food Purchases	Central Warehouse	4501695529	\$108,817.27	Operational Budget	
Turner Holdings LLC	Food Purchases	Central Warehouse	4501695520	\$17,975.16	Operational Budget	
Turner Holdings LLC	Food Purchases	Central Warehouse	4501695510	\$18,204.48	Operational Budget	
Arkansas Correction Industry	Linen Supplies	Maximum Security	4501695692	\$13,609.15	Operational Budget	
Turner Holdings LLC	Food Purchases	Central Warehouse	4501695669	\$17,975.16	Operational Budget	
Capital Material Handling & Caster	Building supplies	Construction/Construction	4501695998	\$54,839.92	Operational Budget	
Hy-Line Chicks	Hy-Line Chicks	Cummins/Farm	4501695597	\$45,760.00	Operational Farm Budget	
Green Point AG LLC	Chemicals	Cummins/Chemical Shed	4501695372	\$29,086.72	Operational Farm Budget	
Mid-States Services INC	Toilet Paper	Hawkins/Imaging	4501695572	\$24,268.80	Operational Industry Budget	
McKennon Implement Company	Tractor parts	Cummins/Farm	4501690400	\$10,994.55	Operational Farm Budget	
				<i>Total for Purchases over \$10,000</i>	\$2,540,386.39	
FIRM CONTRACTS OVER \$25,000.00						
VENDOR	DESCRIPTION	UNIT	Contract # P.O.#	PURCHASE AMOUNT	FUND	
Comfort Systems USA AR INC	HVAC Equipment	Pine Bluff	4501692096	\$104,197.75	PB Records Bldg Reno	
				<i>Total for Contracts</i>	\$104,197.75	
EMERGENCY PURCHASE ORDERS OVER \$25,000.00						
				<i>Total EM Purchases</i>	\$0.00	
				<b>Total Purchases</b>	<b>\$2,644,584.14</b>	

**Arkansas Department of Correction  
Vacancies, Hires and Terminations  
February 2017**

<b>UNIT</b>	<b>VACANCIES</b>	<b>HIRES</b>	<b>TERMINATIONS</b>
BENTON (CR05)	6	0	0
CENTRAL OFFICE (CR01, CR02, CR08 & CR22)	20	1	4
CHAPLAINCY	1	0	1
CONSTRUCTION (CR04)	10	1	4
CUMMINS (CR09)	67	7	4
DELTA (CR10)	5	3	4
EAST ARKANSAS (CR12)	74	5	9
ESTER (CR11)	7	14	1
FARM (CR29)	10	1	0
GRIMES (CR27)	9	6	8
INDUSTRY (CR07)	14	1	1
MAXIMUM SECURITY (CR14)	50	5	6
MCPHERSON (CR28)	29	6	6
MENTAL HEALTH	17	3	2
MISS COUNTY (CR15)	2	0	1
NORTH CENTRAL (CR16)	5	3	1
NORTHWEST ARK (CR17)	1	1	0
OUACHITA RIVER (CR30)	49	10	15
PINE BLUFF (CR20)	7	3	0
RANDAL L. WILLIAMS (CR13)	4	5	3
TEXARKANA (CR21)	1	0	0
TRANSPORTATION (CR32)	11	0	1
TUCKER (CR23)	25	4	5
TUCKER RENTRY (CR33)	4	0	2
VARNER (CR24)	62	7	4
VARNER SUPER MAX (CR31)	46	0	2
WRIGHTSVILLE (CR25)/HAWKINS(CR06)	36	1	7
<b>TOTAL</b>	<b>572</b>	<b>87</b>	<b>91</b>

## ARKANSAS DEPARTMENT OF CORRECTION Construction Budget / Status Report

Report Date - February 28, 2017

Data as of 2/28/17

Fund	Project Description	Total	Budget	Available Funds	\$ % Complete	Construction % Complete	Notes
7004810	Cummins Poultry Houses	\$5,469,895	\$6,100,000	\$630,105	90%	90%	Design approved by DBA. Cooler out to Bid.
	677,301						
7004819	ESTER - Phase 1	\$3,879,104	\$4,000,000	\$120,896	97%	97%	Phase 3 Barracks completed and inmates moved in 2/23/17. Infirmary underway. Emergency generator bids received, to be awarded.
700481A	ESTER - Phase 2 1A	\$1,438,418	\$5,100,000	\$3,661,582	28%	84%	
7004820	ESTER - Phase 2 - Kitchen	\$677,301	\$677,301	\$0	100%	100%	
KBR4Q95	ESTER - Phase 3 - General Improvement	\$757,764	\$7,400,000	\$6,642,236	10%	87%	
NDC0100	Wrightsville Generator	\$193,236	\$193,236	\$0	100%	100%	1st phase complete, 2nd phase prioritized and in design.
NDC0100	Generator - all units	\$0	\$189,145	\$189,145	0%	100%	
70004820	Tucker 2016 New Well	\$467,529	\$550,000	\$82,471	85%	99%	Contractor is complete. Well & 8" line have passed ADH tests. Project complete.
700482A	Pine Bluff Records Unit Barracks Renov.	\$162,453	\$784,000	\$621,547	21%	20%	Demo complete, starting construction.
7004815	ORCU- Chapel	\$113,364	\$211,000	\$97,636	54%	75%	Building shell complete, working on the interior.

### Telephone Projects

Maintenance & Operations	Camera Equipment - All Units	\$125,533	\$250,000	\$124,467	50%	60%	on going
	Fire Alarm Upgrades (All Units)	\$53,491	\$53,000	(\$491)	101%	89%	All identified are complete.
	Locks/Riot Gates - All Units	\$54,702	\$75,000	\$20,298	73%	73%	EARU underway.
	Gates and Fences all units	\$53,045	\$50,000	(\$3,045)	106%	99%	Multiple Underway
	Gas Stations - Canopy (C/O)	\$891	\$5,000	\$4,109	18%	85%	Canopy built in shop, to do foundation
	Stainless Steel - Kitchen/Shower/Restrooms -	\$62,632	\$70,000	\$7,368	89%	90%	On Going, sinks, showers, ceiling.
	ACA Maintenance	\$16,043	\$175,000	\$158,957	9%	44%	working on those being audited this Spring.
	ADA Projects - All Units	\$3,330	\$5,000	\$1,670	67%	67%	working on Varner project.
	Fast Top Floor Systems - (kitchen/laundry/sho	\$5,657	\$50,000	\$44,343	11%	11%	100% of identified projects
	AC Units - All Units	\$140,521	\$150,000	\$9,480	94%	100%	All identified are complete.
	Lawn Equipment - All Units	\$0	\$0	\$0	0%	50%	Moved 1/20/16
	Parking Lot - Gravel and Paving - EARU	\$0	\$250,000	\$249,572	\$0.00		Plans approved by DBA, arranging transport of gravel. Tucker Completed 2015
	Parking Lot - Gravel and Paving - Tucker	\$428					
	Parking Lot - Gravel and Paving - Other Units	\$0					
FY16 Carryforward	ORCU Gravel Pit Operations	\$20,626	\$45,000	\$24,374	46%	44%	crusher repaired and operable.
	PB Kitchen HVAC	\$1,245	\$12,000	\$10,755	10%	50%	HVAC & Make-up air units installed, ducts installed.
	Dog Kennel/Horse Stable Malvern	\$0	\$48,000	\$48,000	0%	0%	dog kennel plans underway
	Tucker Pole Barn (Reg. Maint.) Firing Range	\$0	\$12,200	\$12,200	0%	100%	
	Metal Ceilings	\$76,714	\$75,000	(\$1,714)	102%	90%	Max Barracks #3 underway
FY17 New Projects	Emergency Generator - All Units	\$3,004	\$220,000	\$216,996	1%	0%	has been prioritized and in design. Working with Entergy & on-call Engr.
	Tucker Wastewater Containers	\$0	\$31,000	\$31,000	0%	0%	2 dumpsters and all materials on hand
	Tucker Well #1	\$0	\$47,000	\$47,000	0%	80%	repairs near completion.
	EARU Firing Range	\$5,486	\$7,200	\$1,714	76%	97%	
	Boiler Repairs	\$82,837	\$90,000	\$7,163	92%	100%	100% of identified projects
	Roof Repairs-Tucker	\$0	\$250,000	\$184,002	21%	30%	Underway
	Roof Repairs-Varner	\$51,689				50%	Underway
	Roof Repairs-East Arkansas	\$0				20%	Underway
	Roof Repairs-East Arkansas	\$14,309					
Roof Repairs-Cummins Laundry	\$0	25%				Underway	

#### Notes

- \* Report has not been reconciled against Accountings Reconciled Reports.
- \* Tolerance/Deviation is within 1% of Projected Spending.
- \* FY2015 Carry forward to FY2016 Project Budget = (FY2015 Actual Spending + FY2016 Approved Budget Amount.)