

**Wendy Kelley
Director**

**Board Report
June 2017**



PUBLIC RELATIONS

RESEARCH/PLANNING

May 2017 Admissions and Releases – Admissions for May totaled **843** (727-males & 116-females) while Releases totaled **989** (829-males & 160 females) for a net decrease in-house of 146 Inmates.

Inmate Population Growth/Projection – At the end of May 2017, the Arkansas Department of Correction Population totaled **17,652** representing a growth of **115** Inmates since the beginning of 2017. Calendar year 2017 average growth is **23** Inmates per month, up from an average decrease of **14** Inmates per month during calendar year 2016.

Average County Jail Back-up – The backup in the County Jails averaged **1,321** Inmates per day during the month of May 2017 – up from an average of **1,212** inmates per day during the month of April 2017.

LEGAL SERVICES

PREA

PREA Data:

Number of calls received	439
Total Number of Repeat Calls	131
Total Number of Calls with no message	118
Total Reported PREA Issue Calls	83
Total Reported non-PREA Calls	107
Total Calls due to Technical Failure	0
Totals Calls Referred to Internal Affairs Division	38

INMATE GRIEVANCE

Inmate Formal/Informal Grievances: In May, there were a total of 2,313 formal grievances filed and 3,881 informal grievances filed at various units.

Institutional Grievances: There were a total of 537 appeals of institutional grievances received with 97 being rejected. 423 appeals were answered in May. Five (5) were found with merit.

OPERATIONS/INSTITUTIONS

STTG

The STTG Coordinator received information from the Colorado Department of Correction dealing with inmates communicating between our departments. We also assisted the Attorney General's Office with information regarding one of our STTG inmates on Interstate Compact.

FARM

The month of May saw above average rainfall to all of the farms across the state. Cummins and Wrightsville battled a second round of river flooding on pastures. The rains were spaced out to where field work was almost impossible for most of the month. Only the highest and best drained fields were able to be worked. The gardens have been set back due to the wet conditions. The satellite gardens have done well and most started picking produce during the month. The poultry operation had a minor issue with a drop in production. We ran test on birds and feed and found a vitamin deficiency. We started supplementing vitamins in the water and production has returned to normal. A group from the University of Arkansas Extension Service toured the Cummins farm during the month. We will be working with their experts to help with the beef, dairy and swine operations. This will be a beneficial partnership for both agencies.

Regional Maintenance Hour

Regional Maintenance Hours	May
Benton Unit	8,059
Delta Regional Unit	2,640
East Arkansas Unit	5,652
Grimes Unit	3,008
McPherson Unit	6,724
Mississippi Co Work Release	2,308
North Central Unit	8,562
Ouachita River Unit	6,256
Randall Williams Unit	5,376
Texarkana Regional Unit	964
Tucker Unit	1,780
Varner Unit	2,400
Wrightsville Unit	3,056
Total Hours	56,785

Work Release Rent Report

Work Release Rent Report	May
Benton Unit	\$100,266.00
Mississippi County Work Release	\$52,275.00
Northwest AR Work Release Center	\$38,142.00
Pine Bluff Unit	\$32,929.00
Texarkana Regional Unit	\$37,910.00
Tucker Re-Entry Center	\$27,472.00
Total	\$288,994.00

RE-ENTRY**Preparing for Success**

Unit	Slots	Completed	Discharged	End Count
Ester Barracks 9-12	100	39	17	102
Tucker Re-Entry	20	11	1	6
Total	120	50	18	108

There are 584 males and 178 females on the waiting list within 42 months of their release date, and of those, 11 males and 1 female are mandated by the Parole Board. The average time on the waiting list is approximately 3 months. The total number of inmates on the waiting list, including those not currently within the identified time frame, is 655 males and 211 females.

WAGE**(Workforce Alliance for Growth in the Economy)**

	Slots	Completed	Discharged	End Count
Ouachita	14	0	0	14
Ester	10	0	3	7
Hawkins	38	4	1	38
Total	62	4	4	59

Randall L. Williams Juvenile Education Program

	Slots	Enrolled	Discharged	End Count
*Juveniles	16	5	0	16
Total	16	5	0	16

*The Juvenile count changes based on new commitments. They are transferred from the program once they reach the age of 18.

ADMINISTRATIVE SERVICES**BUDGET SECTION UPDATE**

Act 715— The Honorable Judge Wendell Griffen ordered \$0 reimbursement to the state to help pay for the care and custody of Inmate Lucas Gibbins, ADC #112204. The Act 715 case was held on May 19, 2017, in the Pulaski County Courthouse against Inmate Gibbins.

Procurement Section Update:**Current Bid through Office of State Procurement**

Egg Cooler— Cummins Poultry Operation

Current Bids through Division of Building Authority

Steel & Building Material-Delta Unit

Contracts Recently Awarded/Renewed**Division of Building Authority (DBA)**

- Delta Unit Roof (Storm Damage)

Office of State Procurement

- Uniform Service (Work Release Inmates)
- Waste Services (Cummins/Varner)

In-House

- Watermelons

Contracts Recently Renewed

- Thermal

Procurement/Contracts Report (required by policy) –

For May 2017, Purchase Orders and Contracts in excess of \$10,000 amounted to \$4,936,435.22. Of this amount, \$1,123,613.56 was for Inmate Care and Custody related items (e.g. food, shoes, clothing, etc.). Bulk fuel costs for

the month of May were \$38,611.89 – average cost for E-10 was \$1.73/gallon; average cost for diesel was \$1.76/gallon.

HUMAN RESOURCES UPDATE

Workplace Safety – During the month of May, the modified version of the Health and Safety Plan was presented to one Basic Training class with a total of 66 cadets in attendance.

Eighty-one (81) incidents were reported to the company nurse in May, bringing our total to 375 incidents in 2017.

Benefits – One hundred-sixty five (165) MIPS payments were made in May. Ninety-two (92) FMLA requests were processed with 899 approved and 3 denied. A total of 3 CAT leave requests were received and all are pending.

Physical Assessments –A total of 239 applicants and incumbent personnel were assessed in the month of May. One hundred eighteen (118) incumbent personnel successfully passed their physical assessment and one did not (and has not re-scheduled). One hundred-twenty (120) applicants passed their physical assessments.

Employment – ADC Human Resources personnel attended several Job Fairs in the month of May:

DATE	UNIT	LOCATION
5/4/17	McPherson	Turtle Creek/Jonesboro
5/15/17	Varner	Pine Bluff Workforce Center
5/18/17	Varner	Dumas
5/23/17	Cummins	Greenville Convention Center
5/31/17	Varner	Greenville WIN Center

A total of 1,616 applications were received during May. Sixty-five (65) Non-Security applications and eighty-eight (88) CO I applications were processed. Ninety-seven (97) Correctional Officers were hired, and 24 Correctional Officers were rehired.

Vacancies, Hires, and Terminations - In May 2017, a total of 615 vacancies, 119 new hires, and 93 terminations were at the various ADC locations.

Administrative Services Division Monthly Reports (attached) include:

Gifts, Grants, and Donations– \$14,831 was donated in the month of May (library books and strawberries).

Inmate Welfare Fund-balance on May 31, 2017 was \$6,093,956.91.

The PAWS in Prison Fund total on May 31, 2017 was: \$122,859.08 including ADC account (7004822/Donations) \$19,159.55 and ADC account (NDC0500/Recycling) \$103,699.53. This does not include the Foundation account managed by the PIP Foundation Board.

INFORMATION TECHNOLOGY

SECURUS Video Visitation Implementation scheduled:

Cummins – Dog Kennel Kiosk: A site survey was completed for the project with the contractor on May 25th.

VSM – Installations of Kiosk terminals in the six metal enclosures are 50% complete.

Ester Unit –Infirmary construction completion date has been moved to June 9th. The final Kiosk installation is pending infirmary construction completion by ADC.

East Arkansas Regional - Dog Kennel Kiosk: Installation is pending. One Kiosk terminal in each of the Max cell blocks will be repositioned for ADA compliance.

Grimes – Completed. Mobile Terminals connectivity repaired completing this site project.

Maximum Security – Installation is 91% completed. The “Go Live” date was scheduled for May 31st, and has been post-poned to allow for additional training.

Tucker – Installation process is at 85% completion. Training was held on May 26th with 3 attendees. The “Go Live” date was scheduled for May 31st, but it was moved to June 2nd. The Dog Kennel Kiosk is pending a site survey.

Delta – A SECURUS Field Technician will perform a site survey during the week of June 5th. Materials will be ordered, and the installation will begin during the week of June 12th.

Ouachita River – Fifty-eight (58) kiosks are to be installed in the facility. Thirty-two (32) of the fifty-eight (58) will be installed on pedestals. The Field Technician and the maintenance crew are working together, cutting into the concrete to install the pedestal Kiosks. Currently, 12 pedestal Kiosks have been installed, two each in Barracks 2, 3, 6, 7, 10, and 11. The crew has begun working in Housing 1, 2, and 3. The maintenance crew is working on the electrical requirements for this project.

Wrightsville – The Site Survey with the proposed contractors was completed on May 25th. The contractors are preparing bids. Once they are submitted, a contractor will be selected to begin work.

SECURUS Video Visitation Schedule Continued..

Tablet Project Implementation

Completed Sites

Cummins	Go Live Dates July 6, 2016
Cummins Dog Kennel	TBA
Pine Bluff Re-Entry	July 6, 2016
Benton	August 17, 2016
Wrightsville ASP	August 17, 2016
Northwest Arkansas	Sept. 14, 2016
Varner	Sept. 28, 2016
Texarkana Regional	Sept. 28, 2016
Mississippi County	Nov. 2, 2016
Randall L. Williams	Jan. 18, 2017
Pine Bluff Unit	Jan. 18, 2017
McPherson Unit	Feb 22, 2017
J. Aaron Hawkins	Feb. 22, 2017
Ester Unit	Feb. 22, 2017
East Arkansas Regional	March 29, 2017
EARU Dog Kennel	TBD
Tucker Re-Entry	March 29, 2017
North Central Unit	April 11, 2017
VSM	TBD
McPherson Unit	TBD
Ester Unit – Infirmary Only	TBD
Grimes Unit	TBD
Maximum Security	TBD
Tucker Unit	June 2, 2017
Tucker Dog Kennel	TBD
Delta Unit	TBD
Ouachita River Unit	TBD
Wrightsville Unit	TBD

2,524 video visits occurred in May. Last month Securus reported 2,198 visits. A tabulating error was discovered, reducing the total to 2,117 video visits in April. Visits remain at the \$5.00/30 minutes promotional price to encourage remote visitation until December 31, 2017.

Install Priority	Unit	Transport Circuit Status	Install % Completed	Site Survey Complete or Date Scheduled
1	EARU	Ready for Use	24%	Complete
2	Hawkins	4/30/2014	21%	6/12/17
3	NWAWRC	Ready for Use	11%	Complete
4	TRCC	Ready for Use	11%	6/28/17
5	MCWRC	Ready for Use	11%	6/9/17
6	Grimes	Ready for Use	39%	Complete
7	ORCU	Ready for Use	11%	6/14/17
8	McPherson	Will Use Grimes' Circuit	16%	Complete
9	Tucker Re-Entry	Ready for Use	28%	6/7/17
10	PBU	Ready for Use	12%	Complete
11	Benton Unit	Ready for Use	11%	6/15/17
12	State Police Barracks	Ready for Use	11%	6/13/17
13	PBU Re- Entry	Ready for Use	14%	Complete
14	RLW	Ready for Use	12%	Complete
15	Max Unit	05/25/2017	19%	6/7/17
16	Tucker Unit	05/25/2017	6%	6/6/17
17	Delta Unit	Ready for Use	11%	6/26/17
18	W/V Unit	04/30/2017	1%	6/13/17
19	Cummins Unit	05/25/2017	6%	6/21/17
20	Varner Unit	05/25/2017	28%	6/22/17
21	NCU	Ready for Use	28%	TBD
22	Ester Unit	Ready for Use	18%	Complete

Staff met with DIS Director, Yessica Jones, to discuss the recent Agency Cybersecurity Risk Assessment and to review the final audit report. Kroll identified six agency risks during the review, requiring a response to identify how the agency will address the risks. Most of the risks have already been resolved or are being addressed. To address one risk, we requested and received an updated quote for vulnerability scanning software that we plan to purchase, if approved, early in the next fiscal year. This software will send automated alerts when vulnerabilities are identified on computers and network equipment. The Kroll identified risk report stated our current open source solution does not provide the automated alerts. We continue to review alerts with the current system by logging into the Alien Vault software and investigating logs.

IT staff continue to work with ACC & the Parole Board to develop system enhancements for ACT 539 of 2017.

Staff attended a meeting to review the LLE process for county jail invoices. Staff demonstrated how LLE would process the electronic county jail invoices, how to generate email notifications to LLE, and what steps to take once LLE has reviewed and accepted the invoice.

At the quarterly Deputy Wardens' meeting, Miriam Lester and Joyce Taylor provided a demonstration and explanation on good time restoration. The EOMIS screens were displayed for review prior to recommending good time restoration. They also included discussion on how incorrectly applying restoration of good time on consecutive sentences could affect the inmates time.

EOMIS staff attended the quarterly Records Supervisor's meeting to provide update on pending EOMIS changes and to respond to questions. Records supervisors will provide Miriam Lester a list of additional scanned document types they would like to have in EOMIS.

Training Academy – May 2017

Basic Training Division

Captain Latisha Davis' BCOT Class 2017-E graduated on May 5, 2017, with 28 cadets. Mabel Ebot from the Ouachita River Unit won the Willis H. Sargent Award. Department Armorer, Robert Hutcheson served as Special Speaker.

Captain Martha Lacy's BCOT Class 2017-F graduated with 26 cadets on May 26, 2017. Karen Adkins of the Wrightsville Unit won the Willis H. Sargent. Assistant Director Mark Cashion served as Graduation Speaker.

In-Service Division

The highlight for training this month was the Management Level 4 class. "The Science and Art of Leadership Mastery" was presented by Randy Perdue, retired West Virginia DOC Academy Director and certified Maxwell Speaker. In this class, students discovered 7 natural laws of human effectiveness. The course depicts the evolution of leadership progression through John Maxwell's Five Levels of Leadership.

The first week of May saw the Firearms Instructor Certification class where students learn the elements of Defendable Training as it relates to firearms.

Another fantastic training opportunity came in the way of the newly created LEAP Seminars. LEAP stands for Learning Life's Lessons with the Employee Assistant Program. This six hour hodge-podge of classes utilizes professionals contracted through the EAP. Some of the courses for this session are *Time Management Principles*, *Using Reason to Resolve Conflict*, *Paying off Debt While Building Wealth*, and *Initiating Difficult Conversations*. Look for future classes July 21st, September 15th, and November 17th.

Other classes held this month included Field Training Officer Certification on the 17th at the Academy and the 24th at the Cummins Unit. We also held a Defensive Driving class and another Annual Day of Training.

eCADEMY

During the month of May, 508 ADC employees completed a total of 6,822.25 hours of eCADEMY training. Approximately 11% of ADC employees completed at least one course during that time frame, averaging 1.45 hours per staff member.

HEALTH/CORRECTIONAL PROGRAMS

CHAPLAINCY SERVICES

All Facilities

Observance of the month of Ramadan began for Islamic inmates on Saturday, May 27. Chaplains at all facilities are assisting Security and Kitchen staff throughout Ramadan in ensuring that Muslim inmates are given the opportunity to observe Ramadan.

Benton Work Release

A Financial Peace University class was held on May 2nd with 69 inmates. Nine (9) volunteers from Greater Macedonia Missionary Baptist Church of Little Rock led a worship service in the facility on May 13th with 30 inmates. On May 27th, St. Mark's Baptist Church of North Little Rock led a service for the BWR residents with 29 inmates. Nine volunteers also attended.

East Arkansas Regional Unit

The first KAIROS event at East Arkansas Regional Unit occurred from May 4 – 7. Eighteen (18) inmates completed the four-day activity. Representatives of The Gideons International distributed 223 Bibles on May 13. CABBI concluded its spring term on May 22nd.

Grimes Unit

The Storybook Project restarted on May 12th. Twenty-seven (27) inmates participated. Interest in the project is very high among the inmate population.

Maximum Security Unit

On May 17th, Intern Phil Smith launched a tutoring course. Ten inmates are being trained as tutors. Compassionate Communication concluded its spring session on May 17th and celebrated with an ice cream social. Twenty-two (22) students received certificates for completion of the course.

McPherson Unit

Love Without End (Harwell Family) conducted a concert on May 12th. Twelve (12) inmates attended.

North Central Unit

Pastor Andy Riley led revival services from May 18 – 21 with a total of 96 inmates. On May 25th and 26th the chaplaincy assisted Heather Powell, from Arkansas Literacy Council, in training 8 new inmate tutors for basic literacy classes.

Varner Unit

Christian Motorcyclist Association (CMA) conducted a two-day event at Varner on May 12th and 13th. The CMA volunteers visited the barracks, displayed motorcycles on the yard, and conducted worship services in the chapel.

Wrightsville Unit

At Hawkins Center for Men, 20 inmates enrolled in Pathway To Freedom participated in an seminar called 540 Event. This event focuses on teaching inmates positive characters traits to reduce the chances of recidivism. A total of 35 male volunteers from churches in the Northwest Arkansas area spoke at the seminar.

Accreditation

ACA Internal Audits Completed:

May 1-3	Reaccreditation Audit, East Arkansas Regional Unit 100% Mandatory, 99.8% Non-Mandatory
May 4-5	Mississippi County Work Release, 100% on both Mandatory and Non-Mandatory
May 15-17	Audit file prep Central Office
May 18	ORCU, train new ACA Manager
May 22-26	File review – Maximum Security
May 31	File Review – Maximum Security

Fire/Safety and Sanitation independent audits conducted by the Fire and Sanitation Coordinator:

May 1-3	Reaccreditation Audit, East Arkansas Regional Unit 100% Mandatory, 99.8% Non-Mandatory
May 4-5	Mississippi County Work Release, 100% on both Mandatory and Non-Mandatory
May 22-25	Independent, Audit Maximum Security
May 30-31	Independent, Audit Maximum Security

VOLUNTEER SERVICES

The total number of volunteer hours for the month.

Unit	Hours
Benton Work Release	10
East Arkansas Regional	36
Maximum Security	22
Mississippi County Work Release	4
North Central	55
Northwest AR Work Release	19
ORCU	14
Randall L. Williams	33
Pine Bluff Complex	20
Paw in Prison	6
Wrightsville	21
Varner	55
Religious All Unit	5,061
Total	5,356

PROGRAM INFORMATION**Sex Offender Treatment Programs:**

	SLOTS	COMPLETED	REMOVED	CLIENTS
RSVP	238	0	8	238
SOFT	30	0	1	4
Total	268	0	9	242

There are 690 males on the waiting list for RSVP and 20 females on the waiting list for SOFT within 5 years of their TE date. Of those, 75 inmates are mandated by the Parole Board. The average time on the waiting list from request is approximately 3 to 6 months for those stipulated. The total on the waiting list, including those not currently within the identified time frame, is 1,519 males and 26 females. We have one PREA inmate in the program at this time.

*The waiting list numbers include inmates that are ineligible due to class or housing status.

Therapeutic Community:

	Slots	Completed	Removed	Clients
Tucker	129*	12	11	133
Wrightsville	45*	5	5	48
McPherson	50*	0	1	52
Total	224	17	17	233

There are 254 males and 13 females on the waiting list within 18 months of their release date. Of those, 26 are stipulated by the Parole Board. The average time on the waiting list from request is 20 days. The total on the waiting list, including those not currently within the identified time frame, is 620 males and 42 females.

*Denotes transitional beds available at this treatment program. The Tucker Therapeutic Community also has 129 client slots and seven (7) peer counselor slots.

*The waiting list numbers include inmates that are ineligible due to class or housing status.

S.A.T.P.:

Unit	Slots	Completed	Removed	Clients
Grimes	50*	6	5	51
McPherson	100*	20	8	102
MSU	3	0	0	3
RLW/CF	188*	38	26	191
Tucker	43*	7	9	42
Varner	44	5	9	43
Wrightsville	135*	24	16	136
Total	563	100	73	568

There are 1,924 males and 309 females on the waiting list within 18 months of their release date. And of those, 62 are stipulated by the Parole Board. The average time on the waiting list from request is 22 days. The total on the waiting list including those not currently within the identified time frame is 2,736 males and 434 females.

*Denotes transitional beds available at this treatment program.

*The waiting list numbers include inmates that are ineligible due to class or housing status.

ORCU R.P.U.:

The Residential Program Unit at Ouachita had 6 admissions and 5 discharges in May for an end-of-month count of 119.

McPherson Mental Health Residential Program:

There were 3 admissions and 3 discharges in May for an end-of-month count of 40.

Habilitation Program:

The Habilitation Program at the Ouachita River Unit provided treatment services to 46 inmates during May. There was 1 admission and 2 discharges for an end-of-month count of 44.

Staffing:

The following Mental Health Services and SATP positions were vacant in March and April.

Positions	April	May
Psychologists	7	7
Social Workers	5	5
Advisors	7	7
Substance Abuse Program Leaders	1	0
Admin Specialist/Analyst	0	1

ADDITIONAL PROGRAM INFORMATION

Self-Study Classes	# of Participants	# Completed	Waiting List
Anger Management	561	370	1,360
Thinking Errors	435	354	1,781
Substance Abuse Education	74	56	315
Communication Skills	234	197	1,202
Domestic Violence	143	133	472
Victims of Domestic Violence	0	0	31
Stress Management	273	174	1,212
Parenting	187	152	1,001

Suicide:

There were 57 suicidal threats, gestures or low/moderate risk attempts during May. There were no serious attempts.

Outpatient:

There were 2,264 inmates on the mental health medical log at the beginning of May. Mental Health staff conducted the following contacts during May:

Case management contacts	2,398
Requests for interviews	1,190
Testing	2
Intakes	739
Unit requests	1,064
Counseling (with treatment plans)	0
Pre-lock up reviews	658
Routine segregation reviews	483
Segregation rounds	18,841
PREA evaluations	140
Routine follow-up	181
834 requests	37

Monetary Sanctions:

Sanction reimbursements for May were \$11,950.

County Mental Health Requests:

During May, there were 72 requests of a mental health nature received. No inmates were fast tracked to ADC.

County Medical Health Requests:

During May, there were 291 requests of a medical nature received. Four (4) inmates were fast tracked to ADC.

Deaths:

There were 5 inmate deaths during the month of May; 4 were claimed, and 1 was cremated.

CCS:

See attachment for CCS's report regarding outside beds and emergency room visits.

Medical Grievances:

In May, there were a total of 253 appeals of medical grievances received and 244 appeals were answered; 21 of those were found to be with merit and 8 with merit but resolved.

SEX OFFENDER ASSESSMENT**Assessments Completed:**

Risk Level	May	Sept. 1999 thru May 2017
Level 1	0	1,160
Level 2	52	6,746
Level 3	21	6,316
Level 4	6	591
Default 3	4	*
Total	83	14,813

*Default Level 3's are included in the total number of Level 3's to date.

ACIC Numbers: The total number of sex offenders registered from Sept. 1999 thru May 2017:

In Compliant	7,699
Delinquent (Did not return address on time)	937
Confined	3,040
Out of State	3,142
Address Unknown (absconded)	183
Deceased	1,117
Deported	174
Incapacitated	73
Out of USA	7
Total	16,372

Paws in Prison**Currently Enrolled in Training:**

Maximum Security Unit	7
Tucker Unit	7
Hawkins Unit	4
Randall Williams Unit	4
Ouachita River Unit	4
North Central Unit	10
Total	36

Completed Training:

May 2017	11
Year to Date 2017	72
Since Inception Dec. 2011	933
Dogs Currently in foster: Graduated, but not adopted	3

Construction/Maintenance**Project Updates****Barbara Ester Unit:**

We are continuing to purchase material. The contractor is working on installing the generator. We are working on the infirmary and dental area floors and interior finish and block walls. We are working on extending the parking lot.

Cummins Unit:

Roadwork to the wastewater plant continues.

Cummins Poultry:

The generator was tested weekly. A contract has been awarded for the new egg cooler at the chicken house, submittals are being reviewed.

Delta Unit:

Work continues on repairing on storm damage. Roofing material has been delivered. The contractor will start roof demo and repair on June 6th. DBA is revising the roofing contract. We received approved plans and specifications for damage repair to gym, horse barn and pole barn. The purchase order has been received for materials to repair storm damage. We are working on quotes for material. Entegrity has started the design of the energy saving project at Delta. The Bonding Company is working on bond documents for financing the project.

East Arkansas Regional Unit:

Work continues on building a new firing range. Entegrity has presented their report and recommendations for the energy upgrades, and we are working on plans. The Bonding Company is working on bond documents for financing of the project. Crews are repairing all cell doors & testing all doors in the Max Unit.

Hawkins Unit:

The architects are working on plans for an additional generator for lighting and the kitchen.

Maximum Security Unit:

The boiler is being repaired. Work is complete on the metal ceilings in Barracks 3. Additional material will be ordered when funds are available.

Newport:

DBA approved plans to repair roof damage from the storm that occurred on March 1st. We received the purchase order for the new A/C equipment being replaced from storm damage. Camera crews are still installing new cameras at McPherson.

NWAWRC:

The equipment submittals for the sewage lift station have been approved and ordered. The force main from the lift station to the city manhole has been installed across neighboring property.

Ouachita River Correctional Unit:

Gravel operations are still in progress. Freeline residences have damage to the roofs that need to be repaired. We are working on the door frames, and other interior work in the Chapel.

Pine Bluff Unit:

Comments about the completion of the kitchen project from the Architect's Final Inspection have been received and are being addressed. We are still

buying material for the new barracks in the former Central Records building. The school district is moving into the new school building. We are working with Entergy to upgrade all perimeter lighting with LED lights.

Training Academy:

We are working on an estimate for air conditioning in the gym.

Tucker Unit:

The wastewater plant is continuously monitored. Repairs and adjustments are made when needed to remain in compliance. The new well is operating satisfactorily.

CONSTRUCTION/MAINTENANCE PERSONNEL VACANCIES:

- 4 Maintenance Technicians
 - 1 Project Specialist
 - 2 Administrative Specialists I
-

2017 INFORMAL GRIEVANCE REPORT

Month	BENTON	HAWK/M	HAWK/F	WRTS SPU	WRTS	WRTS/SAT	EARU & MX	GRIMES	RLW	MCWR	MCPH	MSU	NCU	PBU Re-entry	PBU	NW/A	TU	TROC	VSIMX	VU	CU	ORCU	Ester	DRU	Bowie Cty	TOTAL
JAN	2	15	34	0	75	13	416	301	59	0	309	225	138	1	25	0	109	1	235	85	297	388	22	150	106	3006
FEB	2	15	34	0	83	6	313	280	40	0	247	211	181	0	18	0	68	2	533	100	301	229	23	193	91	2970
MAR	1	7	21	0	63	0	480	283	36	2	381	214	205	0	30	1	162	3	694	88	470	298	48	218	115	3820
APR	4	28	23	0	83	0	341	234	52	0	366	173	198	0	25	0	125	6	657	97	287	214	46	123	96	3178
MAY	4	28	35	0	110	0	821	315	53	0	326	181	217	0	19	0	159	1	611	90	312	306	49	146	98	3881
JUN																										0
JUL																										0
AUG																										0
SEPT																										0
OCT																										0
NOV																										0
DEC																										0
TOTAL	13	93	147	0	414	19	2371	1413	240	2	1629	1004	939	1	117	1	623	13	2730	460	1667	1435	188	830	506	16855

2017 FORMAL GRIEVANCE REPORT

Month	BENTON	HAWK/M	HAWK/F	WRTS SPU	WRTS	WRTS/SAT	EARU & MX	GRIMES	RLW	MCWR	MCPH	MSU	NCU	PBU Re-entry	PBU	NW/A	TU	TROC	VSIMX	VU	CU	ORCU	Ester	DRU	Bowie Cty	TOTAL
JAN	1	5	16	0	27	6	350	113	31	1	148	239	59	1	6	0	87	2	314	67	151	165	12	67	24	1892
FEB	2	7	12	0	45	1	388	117	17	0	112	208	87	0	6	0	68	0	360	91	165	169	8	81	16	1960
MAR	0	15	20	0	24	0	389	98	17	0	125	222	95	0	3	1	110	0	421	76	173	166	13	97	30	2095
APR	2	39	46	0	34	0	322	113	22	1	148	201	79	0	6	0	65	2	423	86	141	182	16	56	14	1998
MAY	2	28	35	0	47	0	445	142	27	0	186	227	93	0	3	0	93	0	361	77	145	271	28	78	25	2313
JUN																										0
JUL																										0
AUG																										0
SEPT																										0
OCT																										0
NOV																										0
DEC																										0
TOTAL	7	94	129	0	177	7	1894	583	114	2	719	1097	413	1	24	1	423	4	1879	397	775	953	77	379	109	10258

Inmate Institutional Grievance Appeal Report May 2017				
	Acknowledged	Rejected	Processed W/O Merit	Processed W/ Merit
Benton Work Release	1	0	0	0
Bowie County Texas Correctional Facility	9	1	8	0
Cummins Unit	19	3	22	0
Cummins Modular Unit	0	0	1	0
Delta Regional Unit	11	1	13	0
East Arkansas Regional Unit	31	6	25	0
East Arkansas Regional Max	43	3	60	2
Ester Unit	1	1	2	0
Grimes Unit	23	6	36	0
Maximum Security Unit	64	7	59	0
McPherson Unit	34	7	28	0
McPherson Mental Health Residential Program Unit	2	2	2	0
Mississippi County Work Release Center	0	0	1	0
Northwest Arkansas Work Release Center	0	0	0	0
North Central Unit	9	8	8	0
Ouachita River Correctional Unit	39	7	31	0
ORCU Hospital	0	0	0	0
ORCU New Commitment	2	0	1	0
ORCU Mental Health Residential Program Unit	2	0	0	0
Pine Bluff Unit	2	0	2	0
Pine Bluff Re-Entry	1	0	0	0
Randall L. Williams Correctional Facility	4	0	2	0
Texarkana Regional Correctional Center	0	0	0	0
Tucker Unit	14	10	28	1
Tucker Re-Entry Work Release	1	0	0	0
Varner Super Max	105	29	62	1
Varner Unit	17	4	19	1
Wrightsville Unit	3	2	3	0
Hawkins Center	2	0	2	0
Hawkins for Males	1	0	3	0
Hawkins SPU	0	0	0	0
Total	440	97	418	5

Admissions and Releases			
May, 2017			
<u>Admissions</u>	<u>Male</u>	<u>Female</u>	<u>Total</u>
Asian	2	1	3
Black	257	18	275
Hispanic	27	1	28
Nat. Amer.	0	0	0
Hawaiian/Pacific Isl	2	0	2
Other	1	0	1
White	438	96	534
Total	727	116	843
<u>Releases</u>	<u>Male</u>	<u>Female</u>	<u>Total</u>
Asian	3	0	3
Black	297	28	325
Hispanic	34	0	34
Nat. Amer.	4	2	6
Hawaiian/Pacific Isl	0	0	0
Other	1	0	1
White	490	130	620
Total	829	160	989

ARKANSAS DEPARTMENT OF CORRECTION
INMATE POPULATION GROWTH 2000-2024

Updated 05/31/2017

Mo.	2000	2001	2002	2003	2004	2005	2006	2007	2008	2009	2010	2011	2012	2013	2014	2015	2016	2017
Jan.	11,984	11,908	12,402	13,015	13,105	13,595	13,481	13,839	14,518	14,796	15,334	16,312	15,134	14,815	17,481	18,142	17,785	17,824
Feb.	12,169	12,022	12,529	13,054	13,166	13,783	13,633	14,012	14,603	14,883	15,374	16,209	14,990	15,008	17,438	18,082	17,625	17,608
March	12,006	12,033	12,299	13,108	13,088	13,418	13,534	13,772	14,580	14,843	15,290	16,095	14,964	14,665	17,395	18,233	17,573	17,666
April	12,069	12,167	12,465	13,213	13,323	13,469	13,554	13,851	14,769	14,937	15,570	16,172	15,124	14,850	17,604	18,703	17,815	17,798
May	12,109	12,384	12,558	13,463	13,556	13,528	13,711	14,146	14,880	15,146	15,694	16,062	15,132	15,074	17,593	18,693	17,769	17,652
June	12,005	12,108	12,439	13,418	13,389	13,251	13,430	13,915	14,700	15,025	15,564	15,554	14,832	14,825	17,340	18,813	17,973	
July	12,030	12,190	12,622	13,509	13,528	13,286	13,560	14,082	14,868	15,195	15,807	15,519	14,879	15,379	17,522	18,870	18,130	
August	12,087	12,371	12,815	13,565	13,632	13,419	13,646	14,224	15,100	15,385	15,829	15,240	14,675	16,103	17,549	18,806	17,919	
September	11,983	12,289	12,774	13,341	13,516	13,237	13,652	14,217	14,850	15,285	16,025	15,172	14,724	16,412	17,605	18,549	18,026	
October	12,119	12,348	12,942	13,341	13,584	13,363	13,775	14,349	14,836	15,381	16,311	15,271	14,856	16,993	17,880	18,430	18,127	
November	12,094	12,408	13,162	13,408	13,706	13,587	13,913	14,437	15,025	15,340	16,460	15,205	14,625	17,168	17,848	17,981	17,573	
December	11,856	12,333	12,845	13,106	13,470	13,338	13,728	14,315	14,716	15,199	16,204	15,062	14,654	17,235	17,874	17,707	17,537	
Net Ann. Inc.	29	477	512	261	364	-132	390	587	401	483	1,005	-1,142	-408	2,581	639	-167	-170	115
Avg. Mo. Inc.	2	40	43	22	30	-11	33	49	33	40	84	-95	-34	215	53	-14	-14	23

Population is total jurisdictional count at end of each month. Population at end of month December 1999 was 11,827.

Average monthly population increase for past fifteen years 2002 - 2016 is 29

Average monthly population increase for past ten years Jan.2007 - Dec 2016 is 32

Average monthly population increase for past five years 2012 - 2016 is 41

Projected at Growth of 29 per Month

	2008	2009	2010	2011	2012	2013	2014	2015	2016	2017	2018	2019	2020	2021	2022	2023	2024
Mo.	Actual	Actual	Actual	Actual	Actual	Actual	Actual	Actual	Actual	Actual/Proj.	Proj.	Proj.	Proj.	Proj.	Proj.	Proj.	Proj.
January	14,518	14,796	15,334	16,312	15,134	14,815	17,481	18,142	17,785	17,824	17,884	18,232	18,580	18,928	19,276	19,624	19,972
February	14,603	14,883	15,374	16,209	14,990	15,008	17,438	18,082	17,625	17,608	17,913	18,261	18,609	18,957	19,305	19,653	20,001
March	14,580	14,843	15,290	16,095	14,964	14,665	17,395	18,233	17,573	17,666	17,942	18,290	18,638	18,986	19,334	19,682	20,030
April	14,769	14,937	15,570	16,172	15,124	14,850	17,604	18,703	17,815	17,798	17,971	18,319	18,667	19,015	19,363	19,711	20,059
May	14,880	15,146	15,694	16,062	15,132	15,074	17,593	18,693	17,769	17,652	18,000	18,348	18,696	19,044	19,392	19,740	20,088
June	14,700	15,025	15,564	15,554	14,832	14,825	17,340	18,813	17,973	17,681	18,029	18,377	18,725	19,073	19,421	19,769	20,117
July	14,868	15,195	15,807	15,519	14,879	15,379	17,522	18,870	18,130	17,710	18,058	18,406	18,754	19,102	19,450	19,798	20,146
August	15,100	15,385	15,829	15,240	14,675	16,103	17,549	18,806	17,919	17,739	18,087	18,435	18,783	19,131	19,479	19,827	20,175
September	14,850	15,285	16,025	15,172	14,724	16,412	17,605	18,549	18,026	17,768	18,116	18,464	18,812	19,160	19,508	19,856	20,204
October	14,836	15,381	16,311	15,271	14,856	16,993	17,880	18,430	18,127	17,797	18,145	18,493	18,841	19,189	19,537	19,885	20,233
November	15,025	15,340	16,460	15,205	14,625	17,168	17,848	17,981	17,573	17,826	18,174	18,522	18,870	19,218	19,566	19,914	20,262
December	14,716	15,199	16,204	15,062	14,654	17,235	17,874	17,707	17,537	17,855	18,203	18,551	18,899	19,247	19,595	19,943	20,291
Net Ann. Inc.	401	483	1,005	-1,142	-408	2,581	639	-167	-170	318	348	348	348	348	348	348	348
Ave. Mo. Inc.	33	40	84	-95	-34	215	53	-14	-14	27	29	29	29	29	29	29	29

Monthly Population Averages

	5/1	5/2	5/3	5/4	5/5	5/8	5/9	5/10	5/11	5/12	5/15	5/16	5/17	5/18	5/19	5/22	5/23	5/24	5/25	5/26	5/29	5/30	5/31	Average
Unit/Center																								
Benton	330	338	335	330	332	332	335	335	336	337	336	335	334	334	335	333	336	311	331	329	328	328	329	332
Cummins	1,889	1,892	1,891	1,881	1,899	1,896	1,900	1,901	1,900	1,909	1,911	1,916	1,905	1,902	1,917	1,912	1,908	1,896	1,885	1,886	1,889	1,889	1,880	1,898
Delta	626	619	618	616	615	613	613	612	610	625	627	626	623	619	616	614	611	595	586	620	617	617	611	615
EAR Reg	1,675	1,675	1,684	1,685	1,681	1,680	1,679	1,689	1,684	1,680	1,677	1,680	1,680	1,681	1,675	1,678	1,677	1,658	1,644	1,657	1,661	1,661	1,663	1,674
Ester	564	569	568	566	563	565	568	561	556	555	557	555	570	570	567	559	556	532	519	519	517	517	521	552
Grimes	1,072	1,079	1,080	1,081	1,081	1,074	1,082	1,079	1,070	1,079	1,068	1,076	1,076	1,079	1,078	1,073	1,073	1,051	1,047	1,071	1,077	1,077	1,070	1,074
Max Sec	655	655	653	652	652	651	651	651	652	652	653	651	650	649	649	649	651	638	646	645	641	641	653	650
McPherson	986	992	985	984	987	992	994	997	991	994	1,000	998	996	995	998	997	998	990	966	949	952	952	943	984
MCWRC	141	139	139	139	139	138	142	144	144	143	143	143	143	143	143	143	143	139	143	144	144	144	144	142
N Central	830	826	835	833	827	834	834	834	833	827	837	837	836	841	834	830	840	826	818	825	832	832	822	831
NWAWRC	100	100	100	99	100	100	100	100	100	99	99	100	100	100	99	100	100	93	97	98	98	98	98	99
Ouachita River	1,824	1,822	1,836	1,837	1,837	1,824	1,840	1,847	1,848	1,849	1,836	1,840	1,838	1,830	1,834	1,833	1,843	1,822	1,817	1,757	1,756	1,758	1,780	1,822
Randall L William	560	563	561	559	560	561	565	558	560	557	554	554	557	555	560	562	566	552	557	552	558	558	556	558
Pine Bluff	422	428	427	428	430	431	428	429	432	435	436	436	425	419	423	424	433	413	403	415	417	417	424	425
PB Reentry	54	54	54	54	54	54	54	54	54	54	54	54	54	52	54	54	54	51	54	54	54	54	54	54
TRCC	128	127	127	127	128	128	128	128	128	128	128	128	128	126	126	126	122	114	120	125	125	125	125	126
Tucker	1,007	1,015	1,011	1,008	1,005	1,013	1,008	1,004	1,002	1,004	998	1,005	1,008	1,009	1,003	1,005	1,011	1,002	993	994	988	988	995	1,003
Varner	1,701	1,689	1,699	1,706	1,717	1,713	1,710	1,709	1,710	1,708	1,705	1,706	1,714	1,714	1,713	1,711	1,711	1,702	1,696	1,702	1,713	1,713	1,707	1,707
Wrightsville	1,313	1,311	1,312	1,308	1,303	1,308	1,303	1,306	1,312	1,313	1,317	1,311	1,308	1,312	1,317	1,315	1,315	1,283	1,289	1,294	1,286	1,286	1,303	1,305
Total ADC	15,877	15,893	15,915	15,893	15,910	15,907	15,934	15,938	15,922	15,948	15,936	15,951	15,945	15,930	15,941	15,918	15,948	15,668	15,611	15,636	15,653	15,655	15,678	15,852
ALETA	20	20	20	20	20	20	20	19	19	19	19	19	19	20	20	20	20	20	20	20	20	20	20	20
Ar State Police	57	57	60	60	60	60	61	61	60	61	61	61	62	62	62	62	62	59	59	59	59	59	59	60
Co Jail / M	1,227	1,220	1,231	1,238	1,250	1,254	1,236	1,260	1,282	1,282	1,306	1,295	1,301	1,315	1,338	1,355	1,340	1,374	1,330	1,316	1,291	1,291	1,270	1,287
Co Jail / F	30	24	23	25	30	29	34	25	26	25	21	25	30	31	37	41	41	36	40	37	39	39	36	31
Total Co Jail BK	1,257	1,244	1,254	1,263	1,280	1,283	1,270	1,285	1,308	1,307	1,327	1,320	1,331	1,346	1,375	1,396	1,381	1,410	1,370	1,353	1,330	1,330	1,306	1,319
Bowie CO., TX	336	336	335	335	335	335	335	335	335	335	335	335	334	334	335	335	333	333	333	333	333	333	333	334
309/M	191	191	190	189	189	196	194	194	195	194	194	194	194	193	192	192	193	193	194	187	191	191	192	192
309/F	38	38	37	36	36	37	36	36	37	37	37	37	37	37	37	37	37	37	37	37	38	38	38	37
Total Act 309	229	229	227	225	225	233	230	230	232	231	231	231	231	230	229	229	230	230	231	224	229	229	230	229
Total Non ADC	1,899	1,886	1,896	1,903	1,920	1,931	1,916	1,930	1,954	1,953	1,973	1,966	1,977	1,992	2,021	2,042	2,026	2,052	2,013	1,989	1,971	1,971	1,948	1,962
Total	17,776	17,779	17,811	17,796	17,830	17,838	17,850	17,868	17,876	17,901	17,909	17,917	17,922	17,922	17,962	17,960	17,974	17,720	17,624	17,625	17,624	17,626	17,626	17,815

Fiscal Year 2017 County Jail Backup

DAY	Jul-16	Aug-16	Sep-16	Oct-16	Nov-16	Dec-16	Jan-17	Feb-17	Mar-17	Apr-17	May-17
1	1,238	1,361	1,335 *	1,335	1,447	1,128 *	1,013	1,223	1,223 *	1,180	1,257
2	* 1,238	1,357	1,302 *	1,335	1,428	1,098 *	1,013	1,235	1,203 *	1,180	1,244
3	* 1,238	1,385 *	1,302	1,336	1,408 *	1,098	1,018	1,211	1,191	1,174	1,254
4	1,252	1,391 *	1,302	1,360	1,405 *	1,098	995 *	1,211 *	1,191	1,186	1,263
5	1,252	1,428	1,260	1,381 *	1,405	1,059	1,000 *	1,211 *	1,191	1,203	1,280
6	1,282 *	1,428	1,260	1,409 *	1,405	1,035	992	1,228	1,161	1,221 *	1,280
7	1,324 *	1,428	1,222	1,415	1,370	1,016 *	992	1,236	1,160	1,216 *	1,280
8	1,324	1,424	1,195 *	1,415	1,364	987 *	992	1,262	1,139 *	1,216	1,283
9	* 1,324	1,429	1,185 *	1,415	1,386	966	958	1,239	1,116 *	1,216	1,270
10	* 1,324	1,437 *	1,185	1,408	1,401 *	966	985	1,298	1,099	1,194	1,285
11	1,274	1,469 *	1,185	1,418	1,387 *	966	990 *	1,298 *	1,099	1,193	1,308
12	1,280	1,478	1,194	1,421 *	1,387	922	988 *	1,298 *	1,099	1,155	1,307
13	1,323 *	1,478	1,206	1,414 *	1,387	917	1,000	1,283	1,073	1,178 *	1,307
14	1,331 *	1,478	1,178	1,431	1,386	920 *	1,000	1,297	1,069	1,203 *	1,307
15	1,353	1,494	1,182 *	1,431	1,355	943 *	1,000	1,324	1,076 *	1,203	1,327
16	* 1,353	1,508	1,172 *	1,431	1,367	966	1,003	1,309	1,050 *	1,203	1,320
17	* 1,353	1,515 *	1,172	1,440	1,351 *	966	1,003	1,340	1,045	1,171	1,331
18	1,343	1,523 *	1,172	1,478	1,349 *	966	1,003 *	1,340 *	1,045	1,212	1,346
19	1,368	1,531	1,165	1,490 *	1,349	946	1,028 *	1,340 *	1,045	1,221	1,375
20	1,384 *	1,531	1,172	1,492 *	1,349	937	1,038	1,325	1,044	1,215 *	1,375
21	1,382 *	1,531	1,206	1,480	1,332	953 *	1,030	1,325	1,089	1,242 *	1,375
22	1,353	1,525	1,228 *	1,480	1,301	985 *	1,038	1,316	1,103 *	1,242	1,396
23	* 1,353	1,522	1,253 *	1,480	1,255 *	985	1,063	1,301	1,128 *	1,242	1,381
24	* 1,353	1,553 *	1,253	1,480	1,208 *	985	1,080	1,283	1,114	1,243	1,410
25	1,336	1,542 *	1,253	1,470	1,208 *	985	1,091 *	1,283 *	1,114	1,231	1,370
26	1,350	1,512	1,260	1,471 *	1,208 *	985	1,124 *	1,283 *	1,114	1,213	1,353
27	1,379 *	1,512	1,284	1,479 *	1,208	1,007	1,133	1,250	1,119	1,224 *	1,353
28	1,364 *	1,512	1,285	1,471	1,208	995 *	1,133	1,241	1,155	1,263 *	1,353
29	1,380	1,466	1,318 *	1,471	1,185	998 *	1,133		1,164 *	1,263	1,330
30	* 1,380	1,424	1,335 *	1,471	1,141	1,013	1,159		1,172 *	1,263	1,330
31	* 1,380	1,377		1,482		* 1,013	1,202		1,180		1,306
Average	1,328	1,469	1,234	1,435	1,331	994	1,039	1,278	1,122	1,212	1,321

Note: Totals do not include 309 Contracts in County Jails (maximum of 336)

Fiscal Year Average 1,251



May STTG Unit Counts

Unit	Beginning Total	Confirmed	Suspected	In	Out	Paroled	Removed	Ending Total	Total Unit Population	Unit % of STTG's
Benton	66	2			5	6		57	328	17.38%
Cummins	460			60	40	3		477	1889	25.25%
Delta	134			28	17	7		138	617	22.37%
EARU	553		2	41	40	16		540	1661	32.51%
Grimes	309	2		45	15	15		326	1077	30.27%
Hawkins	41			4	5	3		37	440	8.41%
Max	235			9	10	2		232	641	36.19%
Mcperson	53	2			3	4		48	952	5.04%
MCWR	40		1	2	1	2		40	144	27.78%
NCU	188			41	31	8		198	832	23.80%
NWAWR	24			1		4		21	98	21.43%
ORCU	302	2		51	32	10		313	1578	19.84%
ORCU Intake	58	193			196			55	180	30.56%
PB/Ester	218	1		77	50	30		216	988	21.86%
RLW	154			29	18	10		155	558	27.78%
TWR	30			3	3	7		23	125	18.40%
Tucker	255			47	28	0		274	988	27.73%
Varner	658		1	52	43	18		650	1713	37.95%
Wrightsville	187			17	12	7		185	846	21.87%
Total	3965	202	4	507	549	152	0	3985	15655	25.46%

ORCU Intake brought in 193 new STTG members into ADC last Month.



May STTG Disciplinary Report

Unit	STTG Incidents	STTG Suspected Incidents	Total Unit Disciplinary	Disciplinary Involving STTG	Percentage
Benton			20	4	20.00%
Cummins			554	199	35.92%
Delta			223	64	28.70%
EARU	1	3	294	131	44.56%
Grimes		3	163	71	43.56%
Hawkins			23	0	0.00%
Max			73	28	38.36%
Mcpherson			178	19	10.67%
MCWR			5	1	20.00%
NCU			107	28	26.17%
NWAWR			2	0	0.00%
ORCU	3		322	110	34.16%
ORCU Intake			13	4	30.77%
PB/Ester	1		48	26	54.17%
RLW		1	84	14	16.67%
TWR			0	0	#DIV/0!
Tucker			96	42	43.75%
Varner			465	279	60.00%
Wrightsville			93	25	26.88%
Total	5	7	2763	1045	37.82%



May STTG Counts by STTG Set

STTG Set	Benton	Cummins	Delta	EARU	Grimes	Hawkins	Max	Mcpherson	MCWR	NCU	NWAWR	ORCU	Intake	PBU	RLW	TWR	Tucker	Varner	Wrightsville	Total
Asian	1		1		1					1	1			2			2	2		11
Bloods	4	93	28	90	57	8	66	7	4	20	4	50	10	35	17	5	51	122	36	707
Crips	4	68	16	52	28	3	34	5	4	19	3	32	3	21	19	2	34	97	27	471
Folk	2	48	10	54	33	7	28	9		8	1	25	2	18	3	6	21	93	30	398
GD	8	107	31	131	73	9	46	3	6	46	6	77	9	42	36		59	126	28	843
Mexican	6	15	4	12	13	2	1	3		9	3	12	2	10	3	2	4	22	4	127
Motorcycle		1		4	1	1	1	1		1			2	2	5			3		22
Other	3	8	4	15	12	1	2			4		4	1	8			5	15	10	92
People	1	18	4	15	11		12	3	1	10	2	16	2	12	2		13	24	18	164
Unknown		4		6	2		1		1	1		5	3	2	2	2	5	2	4	40
W/S	12	33	18	50	35	3	12	15	8	33		38	6	29	53	6	37	28	4	420
NAE	4	23	11	26	14	1	6	2	5	6		19	4	10	5		9	20	6	171
WAR	8	46	3	58	30	1	15		8	27		23	7	13	7	0	23	46	10	325
AC	2	9	4	13	12	1	6		2	6		6	2	6			7	40	3	119
AB	2	4	4	14	4		2		1	7	1	6	2	6	3		4	10	5	75
Total	57	477	138	540	326	37	232	48	40	198	21	313	55	216	155	23	274	650	185	3985

Key:

GD = Gangster Disciples

W/S = White Supremacist

NAE = New Aryan Empire

WAR = White Aryan Resistance

AC = Aryan Circle

AB = Aryan Brotherhood

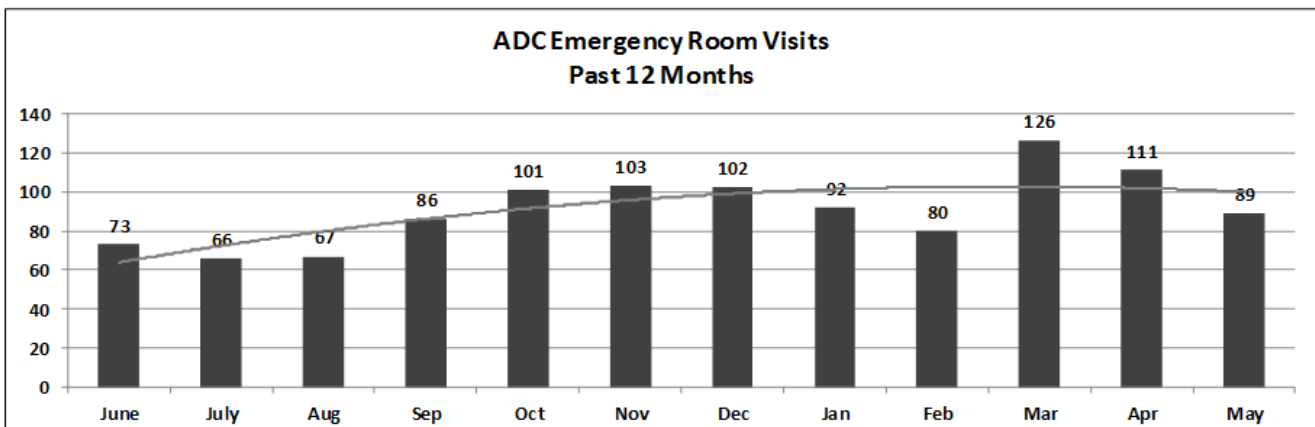
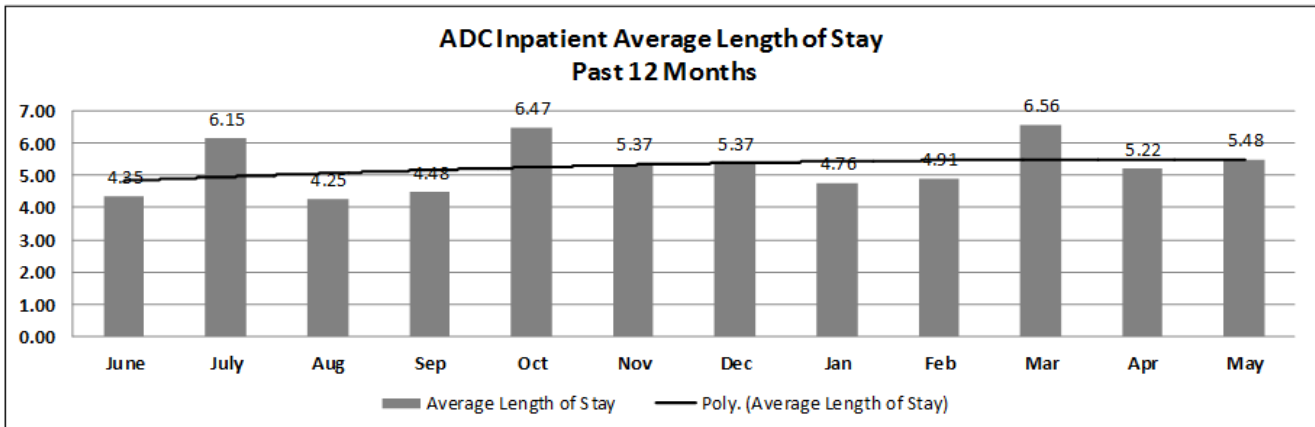
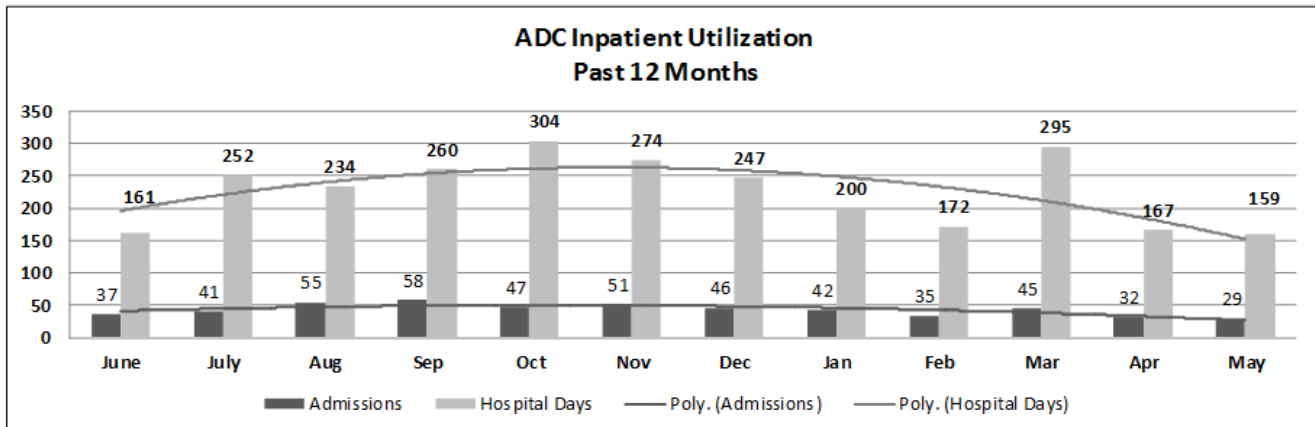
ARKANSAS DEPARTMENT OF CORRECTION INPATIENT AND EMERGENCY ROOM UTILIZATION

ADC Inpatient Statistics Past 12 Months

	2016							2017						
	June	July	Aug	Sep	Oct	Nov	Dec	Jan	Feb	Mar	Apr	May	Average	
Admissions	37	41	55	58	47	51	46	42	35	45	32	29	43.2	
Hospital Days	161	252	234	260	304	274	247	200	172	295	167	159	227.1	
Average Length of Stay	4.35	6.15	4.25	4.48	6.47	5.37	5.37	4.76	4.91	6.56	5.22	5.48	5.26	

ADC ER Visits Past 12 Months

	2016							2017						
	June	July	Aug	Sep	Oct	Nov	Dec	Jan	Feb	Mar	Apr	May	Average	
Emergency Room Visits	73	66	67	86	101	103	102	92	80	126	111	89	91.3	



**May 2017
Medical Grievance
Board Report**

Unit	Acknowledged/ Received	Rejected	Reviewed & Signed by Dep Director	With Merit	With Merit, but Resolved	% With Merit	Without Merit
Benton	0	0	0	0	0	0%	0
Bowie Co.	2	0	5	0	0	0%	5
CMU	1	0	0	0	0	0%	0
Cummins	11	0	24	2	0	8%	22
Delta	1	2	2	0	0	0%	2
EARU	11	1	29	1	1	7%	27
EARU Max	25	5	32	1	1	6%	30
Ester	1	1	0	0	0	0%	0
Grimes	18	1	16	8	0	50%	8
Hawkins	0	0	0	0	0	0%	0
McPherson	17	3	3	1	0	33%	2
MCWRC	0	0	0	0	0	0%	0
MSU	26	2	12	2	0	17%	10
North Central	7	1	7	0	0	0%	7
NWAWRC	0	0	0	0	0	0%	0
Ouachita	66	7	31	1	2	10%	28
Pine Bluff	0	0	1	0	0	0%	1
Randall Williams	2	0	0	0	0	0%	0
SNN	0	0	0	0	0	0%	0
TRCC	0	0	0	0	0	0%	0
Tucker	1	0	7	0	3	43%	4
Varner	22	5	21	0	0	0%	21
Varner S Max	37	1	45	4	1	11%	40
WRU	5	1	8	1	0	13%	7
WHM	0	0	1	0	0	0%	1
WWR	0	0	0	0	0	0%	0
TOTAL	253	30	244	21	8	12%	215

May 2017 Purchase Orders Over \$10,000.00

<u>VENDOR</u>	<u>DESCRIPTION</u>	<u>LOCATION</u>	<u>PO#</u>	<u>PURCHASE AMOUNT</u>	<u>FUND</u>
Wholesale Electric Supply Co Inc	Building Supplies	Construction/Construction	4501703889	\$25,491.09	PB Records Renovation
Jones Hydro Services	Well Repair	Maximum Security/Maintenance	4501662041	\$49,942.94	Operational Budget
American Paper & Twine	Paper Towels	Central Warehouse	4501704260	\$11,368.34	Operational Budget
US Foods Inc	Food Purchases	Central Warehouse	4501704266	\$25,754.40	Operational Budget
Mid States Services Inc	Toilet Paper	Hawkins/ACI/Imaging	4501704380	\$24,268.80	Operational Industry Budget
Woodbury Beach Co	Tube Bundle for Storage Tank	Maximum Security/Maintenance	4501704535	\$15,896.54	Operational Budget
Datamax Inc	Lexmark Printer	Admin East/Information Systems	4501704501	\$14,761.38	Operational Budget
Arkansas Correctional Industries	Laundry Supplies	Central Warehouse	4501704517	\$36,576.52	Operational Budget
Tabb Textiles Co Inc	Fabric Sheeting	Cummins/Industry	4501704522	\$46,800.00	Operational Industry Budget
Mid States Services Inc	Toilet Paper	Hawkins/ACI/Imaging	4501704531	\$24,268.80	Operational Industry Budget
Searcy Co Equip Co	Repair Parts	Wrightsville	4501705284	\$10,225.64	Operational Budget
Helena Chemical Company	Herbicide	Tucker/Farm	4501704792	\$14,781.80	Operational Farm Budget
Tri-County Farmers Association	Fertilizer	EARU/Farm	4501704606	\$24,790.00	Operational Farm Budget
Crop Production Services Inc	Herbicide	EARU/Farm	4501704629	\$13,891.50	Operational Farm Budget
Cumberland Materials Inc	Building Supplies	Ouachita/Construction	4501705105	\$12,123.00	Malvern Construction
WW Grainger Inc	Lawn Mowers	Central Warehouse	4501703647	\$105,360.00	Operational Budget
Green Point AG LLC	Herbicide	Tucker/Farm	4501704228	\$41,409.48	Operational Farm Budget
McKesson Medical Surgical	Medical Supplies	Admin Services/Health & Corr Prog	4501705458	\$24,680.59	Medical Risk Assessment
Vans Harvesting Inc	Bean Picker Rental	Cummins/Farm	4501653185	\$23,037.25	Operational Farm Budget
Crop Production Services Inc	Herbicide	Cummins/Chemical Shed	4501704602	\$40,059.00	Operational Farm Budget
Cruse Uniforms and Equipment	Police Equipment	Varner	4501705121	\$10,088.88	Operational Budget
Barnes Paper Co	Poultry House Supplies	Cummins/Farm	4501706050	\$24,066.24	Operational Farm Budget
Green Point AG LLC	Diesel Fuel	Cummins/Farm	4501704142	\$38,919.81	Operational Farm Budget
MJ Kellner	Food Purchases	Central Warehouse	4501706372	\$61,421.00	Operational Budget
William R Hill & Co	Food Purchases	Central Warehouse	4501706423	\$1,128,913.53	Operational Budget
WW Grainger Inc	Skylight	Ouachita/Maintenance	4501706012	\$12,074.48	Operational Budget
Razor Chemical Inc	Janitorial Supplies	Delta/Janitorial	4501706444	\$16,306.40	Operational Industry Budget
Empire Paper	Bleach	Central Warehouse	4501706495	\$13,135.24	Operational Budget
Phoenix Trading Amercare Products	Sanitary Napkins	Central Warehouse	4501706517	\$11,308.64	Operational Budget
American Paper & Twine	Paper Towels	Central Warehouse	4501706477	\$52,369.20	Operational Budget
Green & Chapman LLC	Fuel	Wrightsville	4501697039	\$12,145.75	Operational Budget
United Fence & Construction Co Inc	Construction Supplies	Wrightsville	4501701315	\$13,661.93	Inmate Welfare Funds
John R Hestir	Consulting Fees	Tucker/Farm	4501704284	\$12,337.00	Operational Farm Budget
Robbins Sales Company Inc	Food Purchases	Central Warehouse	4501706870	\$312,541.60	Operational Budget
National Food Group	Food Purchases	Central Warehouse	4501706948	\$48,409.20	Operational Budget
Bayer Corp	Shampoo	Central Warehouse	4501706982	\$10,859.98	Operational Budget
A C Sales Co	Food Purchases	Central Warehouse	4501706978	\$18,018.40	Operational Budget
WW Grainger Inc	Skylight	Ouachita/Maintenance	4501706954	\$13,477.63	Operational Budget
Phoenix Trading Amercare Products	Deodorant Soap	Central Warehouse	4501706745	\$24,627.90	Operational Budget
Jones-Zylon Co	Water Tumbler	Central Warehouse	4501706666	\$10,107.21	Operational Budget
Green Point AG LLC	Herbicide	Cummins/Chemical Shed	4501706650	\$26,644.40	Operational Farm Budget
Green Point AG LLC	Fertilizer	Cummins/Chemical Shed	4501706655	\$68,750.00	Operational Farm Budget
Arkansas Correctional Industries	Clothing and Linens	Delta	4501707002	\$40,458.93	Operational Budget
Arkansas Correctional Industries	Toilet Paper	Central Warehouse	4501707073	\$161,848.75	Operational Budget
Printing Papers Inc	Paper	Central Warehouse	4501707071	\$27,122.30	Operational Budget
Arkansas Correctional Industries	Janitorial Supplies	Central Warehouse	4501707069	\$215,042.09	Operational Budget
Arkansas Correctional Industries	Tea and Coffee	Central Warehouse	4501707068	\$43,926.00	Operational Budget
Sysco Food Services of Arkansas	Food Purchases	Central Warehouse	4501707092	\$173,099.15	Operational Budget
White River Petroleum Co Inc	Fuel	Grimes	4501706377	\$10,650.57	Operational Budget
Mid Sout Sales Inc	Fuel	Cummins/Commissary	4501707159	\$16,139.60	Operational Budget
Shamrock Meats Inc	Ground Beef	Cummins Cold Storage Facility	4501707419	\$145,938.00	Operational Farm Budget
Helena Chemical Company	Herbicide	EARU/Farm	4501707424	\$30,340.00	Operational Farm Budget
MFA Incorporated	Herbicide	Tucker/Farm	4501704794	\$36,400.00	Operational Farm Budget
William A Harrison, Harrison Energy	HVAC Equipment	Benton	4501708149	\$59,750.76	Work Release
Bale Chevrolet	Passenger Vans	Admin East/Purchasing	4501707950	\$348,634.00	Work Release
McLarty NLRFF LLC	Trucks	Admin East/Purchasing	4501708216	\$68,440.00	Work Release
Superior Automotive Group	Dually Trucks	Admin East/Purchasing	4501708268	\$55,200.00	Work Release
Little Rock Winnelson	Plumbing Supplies	McPherson/Maintenance	4501707658	\$14,279.09	Operational Budget
Ouachita Gravel Company	Gravel	Ouachita/Horse Barn	4501708643	\$10,729.69	Operational Budget
Supreme Fixture Co	Kettle	Ouachita	4501708647	\$22,255.78	Work Release
Arkansas Correctional Industries	Clothing	Grimes	4501708117	\$18,930.48	Operational Budget
Charm Tex Inc	Clothing	McPherson	4501708352	\$10,469.12	Operational Budget
Green Point AG LLC	Fertilizer	Cummins/Chemical Shed	4501708163	\$12,225.00	Operational Farm Budget
Arkansas Correctional Industries	Clothing	McPherson	4501709351	\$24,714.38	Operational Budget
Agvce Crop Consulting LLC	Crop Consulting-Soybeans	Cummins/Farm	4501708123	\$10,575.00	Operational Farm Budget
Mid States Services Inc	Toilet Paper	Hawkins/ACI/Imaging	4501708915	\$24,268.80	Operational Industry Budget
Helena Chemical Company	Herbicide	Cummins/Chemical Shed	4501709968	\$41,710.00	Operational Farm Budget
Green Point AG LLC	Fertilizer	Cummins/Chemical Shed	4501709885	\$32,895.00	Operational Farm Budget
GE Government Supply Inc	Powdered Milk	Cummins Creamery/Farm	4501709877	\$86,800.00	Operational Farm Budget
Cruse Uniforms and Equipment	Armory Supplies	ADC/Departmental Armor	4501710012	\$16,686.17	Work Release
US Foods Inc	Food Purchases	Central Warehouse	4501707084	\$124,388.72	Operational Budget
Atlantic Beverage Company	Food Purchases	Central Warehouse	4501706964	\$37,944.25	Operational Budget
WW Grainger Inc	Roof Vents	Delta/Construction	4501709652	\$32,560.76	Operational Budget
Arkansas Correctional Industries	Clothing and Linens	Pine Bluff	4501710088	\$25,068.90	Operational Budget
Arkansas Correctional Industries	Boots	Tucker	4501710355	\$12,144.60	Operational Budget
Tommy's Flying Service Inc	Fertilizer	Tucker/Farm	4501710386	\$14,100.00	Operational Farm Budget
Green Point AG LLC	Fertilizer	Tucker/Farm	4501710389	\$28,217.00	Operational Farm Budget
US Foods Inc	Food Purchases	Central Warehouse	4501710520	\$54,939.00	Operational Budget
National Food Group	Food Purchases	Central Warehouse	4501710524	\$156,067.00	Operational Budget
Arkansas Correctional Industries	Boots and Mattresses	McPherson	4501710514	\$14,701.84	Operational Budget

Total for Purchases over \$10,000

\$4,785,332.22

FIRM CONTRACTS OVER \$25,000.00

<u>VENDOR</u>	<u>DESCRIPTION</u>	<u>UNIT</u>	<u>Contract # P.O.#</u>	<u>PURCHASE AMOUNT</u>	<u>FUND</u>
Generated Energy Solutions LLC	Generator	Ester/Construction	4501706622	\$151,103.00	Ester II ADFA Funds

Total for Contracts

\$151,103.00

EMERGENCY PURCHASE ORDERS OVER \$25,000.00

Total EM Purchases

\$0.00

Total Purchases

\$4,936,435.22

Arkansas Department of Correction May 2017 Vacancies, Hires and Terminations

UNIT	VACANCIES	HIRES	TERMINATIONS
BENTON (CR05)	5	1	2
CENTRAL OFFICE (CR01, CR02, CR08 & CR22)	16	2	2
CHAPLAINCY	0	0	0
CONSTRUCTION (CR04)	7	3	0
CUMMINS (CR09)	91	6	9
DELTA (CR10)	7	7	3
EAST ARKANSAS (CR12)	66	10	7
ESTER (CR11)	6	2	4
FARM (CR29)	12	0	2
GRIMES (CR27)	19	6	8
INDUSTRY (CR07)	14	1	1
MAXIMUM SECURITY (CR14)	53	5	8
MCPHERSON (CR28)	21	15	2
MENTAL HEALTH	20	1	2
MISS COUNTY (CR15)	3	1	1
NORTH CENTRAL (CR16)	6	4	5
NORTHWEST ARK (CR17)	0	2	0
OUACHITA RIVER (CR30)	62	18	10
PINE BLUFF (CR20)	5	6	1
RANDAL L. WILLIAMS (CR13)	7	7	7
TEXARKANA (CR21)	1	1	1
TRANSPORTATION (CR32)	12	0	2
TUCKER (CR23)	31	5	6
TUCKER RENTRY (CR33)	2	1	0
VARNER (CR24)	67	9	6
VARNER SUPER MAX (CR31)	54	0	2
WRIGHTSVILLE (CR25)/HAWKINS(CR06)	28	6	2
TOTAL	615	119	93

CHAPLAINCY

Monthly Report for: May 2017	BENTON	CUMMINS	DELTA REGIONAL	EAST ARKANSAS	EAST ARKANSAS MAX	ESTER	G RIMES	HAWKINS	MAXIMUM SECURITY	MCPHERSON	NORTH CENTRAL	OUACHITA RIVER	PINE BLUFF	RANDALL L WILLIAMS	TUCKER	VARNER	VARNER MAX	WRIGHTSVILLE	PTF	TOTAL
Services Chaplains Oversaw																				
Christian																				
Population	4	10	5	6	0	1	8	2	9	4	2	8	3	14	8	3	0	6	0	93
Segregation	0	0	1	0	0	0	0	0	0	1	0	2	0	0	0	0	0	0	0	4
Muslim																				
Population	0	4	4	2	0	1	4	0	0	5	0	2	1	0	0	4	0	0	0	27
Segregation	0	0	0	0	0	0	0	0	0	0	0	0	0	0	0	0	0	0	0	0
Total Services																				124
Volunteers in Charge																				
Protestant	21	39	1	24	0	11	25	8	43	37	27	8	11	8	16	22	8	12	0	321
Catholic	0	0	0	2	0	0	3	4	1	2	1	1	0	0	0	3	5	4	0	26
Muslim	0	0	0	4	0	5	4	0	0	5	0	4	0	1	2	0	0	1	0	26
Other	4	2	0	2	0	0	0	0	2	2	0	13	0	0	0	0	0	0	0	25
Baptism	0	3	5	2	0	0	0	0	0	50	1	7	0	0	5	4	0	0	0	77
Marriages	0	0	1	0	0	1	0	0	0	0	0	0	0	1	1	0	0	0	0	4
Distributed by Chaplains																				
Greeting Cards	300	71	140	0	0	25	452	0	139	824	30	400	85	36	378	703	353	0	900	4836
Bibles, Quran, Torah, Etc.	25	27	10	237	24	450	78	4	16	61	28	510	2	16	27	70	32	22	0	1639
Study Course	350	2	25	4	0	0	24	0	137	30	0	40	0	6	30	231	15	0	0	894
Writing Supplies	50	47	0	0	0	0	59	0	190	0	0	0	0	11	0	0	0	0	800	1157
Literature	200	560	620	663	175	375	98	13	450	230	384	625	125	15	3	1491	1711	320	225	8283
Chaplain's Visits																				
Barracks	89	49	56	16	0	24	426	15	68	154	85	110	44	15	148	96	31	42	4	1472
Approximate Hours Spent in Barracks	47	20	8	8	0	98	56	4	26	60	30	85	4	4	37	18	20	20	4	549
Inmate Office visits	51	54	70	62	0	70	162	94	28	88	57	110	25	135	317	195	0	35	15	1568
Other Office visits	98	15	8	27	0	20	16	4	40	25	0	72	12	9	40	12	0	38	4	440
Hospital	0	1	0	0	0	0	0	0	0	2	0	31	0	0	0	2	0	0	0	36
Infirmary/Sick Call	0	5	2	4	0	0	28	6	2	4	4	25	4	4	3	1	0	8	0	100
Restrictive Housing	0	4	4	0	18	0	198	0	20	10	0	42	4	4	4	0	19	4	0	331
Punitive Isolation	0	11	4	0	1	0	0	4	14	10	2	7	4	4	0	0	12	4	0	77
PC - DRU	0	0	5	0	0	0	0	0	0	0	0	0	0	0	0	0	0	0	0	5
Visitation Days	0	0	2	0	0	0	2	0	0	2	0	6	0	2	0	0	0	1	0	15
Volunteer Visits																				
RCV	4	0	0	0	0	0	4	0	19	30	6	81	0	4	17	0	0	0	0	165
OCV	26	0	0	0	0	14	0	47	48	20	25	0	15	18	29	39	0	40	19	340
Spiritual Advisor	0	2	0	0	0	0	2	0	1	0	0	6	1	2	3	1	0	2	0	20
CRA	26	33	10	110	10	12	63	10	80	19	70	118	23	10	119	54	13	30	0	810
Religious Volunteer Hours																				
Volunteer Hours	125	126	10	314	12	14	139	57	517	190	280	537	88	13	485	578	67	60	0	3612
DENOMINATIONAL/VOLUNTEER CHAPLAIN HOUR	106	15	0	36	0	254	70	82	75	160	126	40	18	81	110	18	0	258	0	1449
Total Volunteer Hours																				5061
Other Activities of Chaplain																				
Counseled Employees	98	7	3	20	0	7	12	7	1	22	6	62	7	6	7	12	14	9	2	302
Orientation Sessions	0	4	0	0	0	0	0	0	0	0	0	5	0	1	0	0	0	0	0	10
Free World Devotions	0	1	1	8	0	10	0	0	4	3	0	27	12	12	8	1	0	0	0	87
Spoke in Churches	9	15	0	22	0	8	16	0	6	3	0	21	12	12	6	0	0	1	0	131
Crisis Intervention Sessions	13	31	0	0	0	3	0	8	2	30	5	67	9	9	8	7	4	22	0	218
Marriage Counseling	4	0	0	2	0	1	0	0	2	7	0	5	0	1	2	0	0	1	0	25
Denominational Meeting	0	2	0	3	0	0	0	0	2	0	0	7	1	0	1	0	0	0	0	16
Chaplain's Meeting	0	4	1	1	0	1	1	1	1	1	1	2	1	1	1	3	0	2	5	27
Volunteer Training Session	0	0	0	1	0	0	0	0	8	0	0	0	0	0	1	0	0	0	0	10
Choir Trip	0	0	0	0	0	0	0	0	0	0	0	0	0	0	0	0	0	0	0	0
Chaplain Transfers																				
	0	0	0	0	0	0	0	0	0	0	0	0	0	0	0	0	0	0	0	0
Chaplain Promotions																				
	0	0	0	0	0	0	0	0	0	0	0	0	0	0	0	0	0	0	0	0
PAL PROGRAM																				
Enrolled at start of month	0	47	13	49	0	54	46	54	19	56	28	41	0	30	60	44	0	29	0	570
Enrolled during the month	0	3	9	2	0	1	1	5	0	22	11	12	0	1	5	6	0	5	0	83
Removed From PAL Program																				
# Paroled	0	0	1	0	0	1	1	3	2	7	1	4	0	1	0	2	0	2	0	25
# Completed	0	0	0	1	0	0	0	0	0	3	2	1	0	0	1	2	0	1	0	11
# Withdrew	0	2	0	0	0	2	1	2	1	1	4	2	0	0	5	0	0	1	0	21
# Removed	0	2	2	1	0	0	0	0	0	7	4	1	0	3	2	0	0	0	0	22
# Transferred	0	1	0	0	0	2	0	0	0	3	2	3	0	0	2	2	0	0	0	15
Total Removed from PAL Program	0	5	3	2	0	5	2	5	3	21	13	11	0	4	10	6	0	4	0	94
Total Enrolled at the End of the Month	0	45	19	49	0	50	45	54	16	57	26	42	0	27	55	44	0	30	0	559
Volunteers in PAL																				
	0	20	2	10	0	0	13	14	15	20	5	9	0	4	10	5	0	45	0	172
Special Events:																				
	3	0	0	3	0	0	1	0	2	1	2	0	0	0	0	1	0	0	1	14

“Think Legacy” Reentry Monthly Unit Reports

[illegible]

AR-DOC Securus Video Visitation Activity Tracker

Total ADP: 15,586

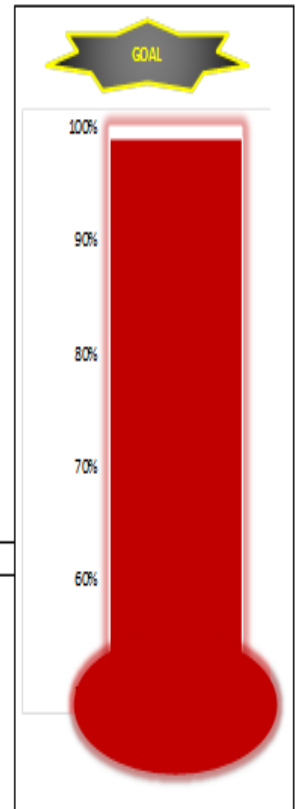
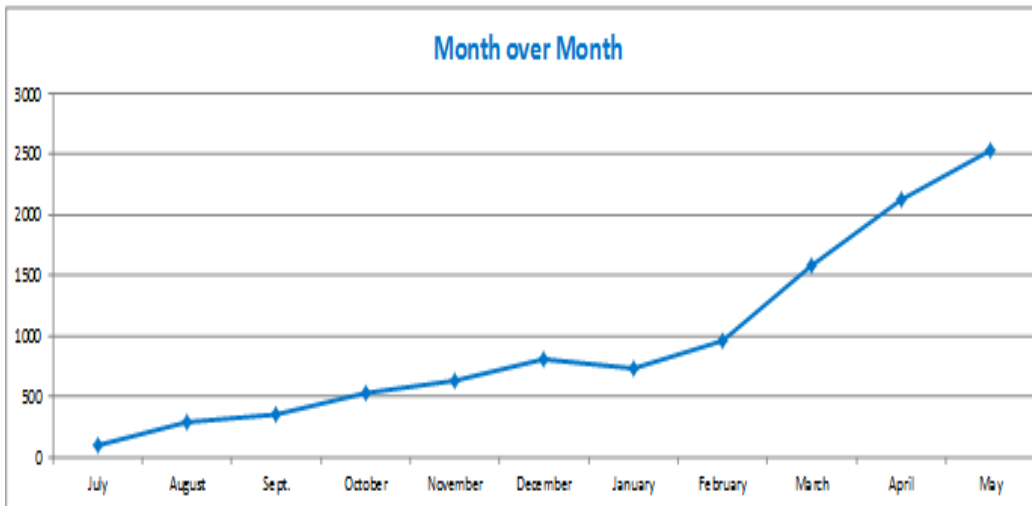
July 6, 2016 Go Live: Cummins & Pine Bluff Re-Entry
August 17, 2016 Go Live: Benton, State Police Barracks & Wrightsville Unit
Sept. 14, 2016 Go Live: NW Arkansas Work Release
Sept. 28, 2016 Go Live: Varner Unit & Texarkana Regional Correction Center
Nov. 2, 2016 Go Live: Mississippi County Work Release Center
Jan. 18, 2017 Go Live: Randall L Williams Facility & Pine Bluff Complex
Feb. 22, 2017 Go Live: McPherson Unit, J Aaron Hawkins Sr. Center Facility & Ester Unit
March 29, 2017 Go Live: East Arkansas Regional Unit & Tucker Re-entry
April 11, 2017 Go Live: North Central Unit
April 12, 2017 Go Live: Grimes Unit

Promotional Pricing

Until 12/31/17: \$5/30 minutes - Promotional price point to encourage remote visitation

Total Visits by Month	July	August	Sept.	October	November	December	January	February	March	April	May
Total	97	288	348	528	631	806	736	968	1,578	2,117	2,524
Target Objective	2,002	2,552	4,468	4,468	4,590	4,590	5,589	7,097	8,876	10,722	10,722

Anywhere Visitation Performance:



Completed Visits

Site	Current Month	Previous Month
Cummins	310	303
Pine Bluff Re-Entry	4	1
Benton	95	89
State Police Barracks	14	16
Wrightsville Satellite	0	0
NW Arkansas WRC	1	0
Varner Unit	221	264
Texarkana Regional	9	18
Mississippi County WRC	60	44
Randall L Williams	197	169
Pine Bluff Complex	133	233
McPherson	199	254
J Aaron Hawkins Sr.	173	154
Ester	385	233
East Arkansas Regional	284	171
Tucker Re-entry	0	0
North Central	253	103
Grimes	186	65
Total:	2524	2117

Missed by Inmate

Site	Current Month	Previous Month
Cummins	19	13
Pine Bluff Re-Entry	0	0
Benton	9	5
State Police Barracks	0	0
Wrightsville Satellite	0	0
NW Arkansas WRC	0	0
Varner Unit	6	11
Texarkana Regional	0	0
Mississippi County WRC	2	6
Randall L Williams	19	6
Pine Bluff Complex	5	3
McPherson	4	8
J Aaron Hawkins Sr.	17	12
Ester	5	5
East Arkansas Regional	13	5
Tucker Re-entry	0	0
North Central	4	7
Grimes	4	0
Total:	107	81