

**Wendy Kelley  
Director**

**January  
2016**



**OPERATIONS/INSTITUTIONS**

PREA/STTG

RESEARCH/PLANNING

PREA

**December, 2015 Admissions and Releases** – Admissions for December, 2015, totaled **1,170** (1,032 males and 138 females), while releases totaled **1,080** (915 males and 165 females), for a net increase in-house of **90**.

**PREA Hotline Data:**

Number of calls received	82
Total calls referred for reported PREA issue	21
Total calls referred for non-PREA issue	13
Calls referred due to technical failure	0
Calls referred to IAD	0

**Inmate Population Growth/Projection** – At the end of December 2015, the Arkansas Department of Correction Population/Jurisdiction totaled **17,707** representing a decrease of **167** inmates since the first of January, 2015. Calendar year 2015 average growth is **-14** inmates per month, down from an average monthly growth of **53** inmates per month during calendar year 2014. Please note under the Historical Data Projection, tabs for average monthly population growth for the last 15 years, our jurisdictional growth and rate as well as our violent and nonviolent rates are noted.

There were no reported issues with the PREA Hotline. Internal Affairs is handling all PREA investigations.

**Average County Jail Backup** – The backup in county jails averaged **1,324** inmates per day during the month of December, 2015 – down from an average of **1,798** inmates per day during the month of November, 2015. For CY15 the backup in the county jails averaged **2,278** inmates per month – down from an average of **2,457** inmates per month during CY14.

PREA Gender Responsiveness Training for the Tucker Unit Boot Camp staff and for the Pine Bluff Re-Entry staff was conducted by Judy Taylor, PREA Coordinator, during the month of December.

ACCREDITATION

The eOMIS PREA Module Test Region was implemented in December. Conference-call meetings were conducted in collaboration with Marquis and Joyce Taylor with Judy Taylor participating toward completion of the project. The eOMIS PREA Module was scheduled for production January 1, 2016.

The next reaccreditation audits will be March and April of 2016.

ACA Internal Audits Completed:

- Dec. 3 Pine Bluff Complex first pre-audit
- Dec. 9 TRCC File Review
- Dec. 10-11 Benton File Review

During the month of December, efforts to obtain “Victim Sexual Assault Advocacy Services” for the Newport Complex inmates were made by Taylor with Patty Duncan, Executive Director of Family Violence Prevention, Batesville. Advocacy Services will offer inmates access to outside confidential support services for emotional support services related to sexual abuse. Plans to finalize efforts are scheduled in January by the PREA Coordinator

Classes Taught:

- Dec. 8 Training Academy
- Dec. 15 Training Academy

STTG

The STTG Coordinator assisted two outside agencies with information and consulted on intelligence issues relating to ADC STTG inmates.

FARM

December is usually a slow month in the Agriculture Division. All of the field crops are out of the fields. The gardens are har-

vesting some crops but that is slowed due to the weather.

The poultry operation continues to be in our target production range. Currently we are producing 110-120K eggs per day. We have one house that will be going out of production in February.

Our pullets are ready to move over mid- February.

The row crop operations have started ordering seed for the upcoming year. We are looking at a small increase in rice acres. The other crops will be about the same acreages. East Arkansas will be adding rice to their rotation this year for the first time.

The Wrightsville beef herd has gathered their calves and had them on feed and the precondition program getting ready for sale. These calves will be sold on Superior Livestock in January. The Cummins beef herd is finished calving and the bulls have been turned back in with the cows. We are dodging high water from the river at both places now.

### **INMATE GRIEVANCE**

Inmate Formal / Informal Grievances: In December, there were a total of 2,197 formal grievances filed and 3,839 informal grievances filed at various units.

Institutional Grievances: There were a total of 561 appeals of institutional grievances received and 567 appeals were answered in December. Eight were found with merit.

### **RE-ENTRY**

### **CHAPLAINCY SERVICES**

#### **Benton Work Release**

On December 1 and 8, Stepping Up classes were held with 35 inmates in attendance. On December 15, a graduation ceremony for 20 inmates who completed the Stepping Up program was held. On December 19, we handed out 837 Christmas sacks.

#### **Hawkins Unit**

On December 20, APAL inmates, CRAs and other volunteers conducted a praise and worship service that included Christmas skits, songs and signing. After the service gift bags were handed out to all the inmates on the compound. There were 247 inmates, 13 CRAs, and three chaplains in attendance.

#### **Max Security Unit**

On December 19, we conducted our annual Christmas sack distribution. There were 32 volunteers here to help distribute the sacks to our inmate population.

#### **EARU/EARU Max**

During the month of December, EARU did Christmas sack distribution to 1,642 inmates.

#### **Cummins Unit**

On December 18, we had three state chaplains, two denominational chaplains, three CRAs and one guest to hand out Christ-

mas bags to all the inmates in the Cummins Unit.

#### **Pine Bluff Unit**

On December 17, the chapel passed out Christmas packages to 700 men and women at the Pine Bluff Work Release, the Pine Bluff Unit, the Pine Bluff Reentry, and the Ester Unit. The Christmas sacks included Little Debbie's, chips, cookies, candy, nuts, cocoa, and tea.

#### **Varner / VSM**

On December 15 and December 17, we held a Christmas Choir Production with 200 inmates attended each night. On December 21, Varner Chaplains and volunteers gave Christmas sacks to 1,747 inmates.

#### **Tucker Unit**

We had two Compassionate Communication classes with eight participants per class. We also distributed Christmas sacks to the entire inmate population.

#### **Wrightsville Unit**

On December 19, we had our Christmas sack distribution. We had eight members of our worship band playing music and singing. We had two officers present, and we had nine inmates to help with the distribution. We passed out 865 sacks at Wrightsville and provided the sacks for our staff as well. We also provided Christmas sacks for the Wrightsville Satellite Unit and Arkansas State Police.

#### **Grimes**

We distributed Christmas bags to 1,100 inmates and 280 staff--contents included pastries, candy, chips, soup mix, and two pairs of socks for each inmate.

#### **NCU**

On December 1, we held a Unit-wide Christmas Card Distribution. On December 4, a Christmas service was led by New Life Fellowship from Leslie with 171 inmates and 10 volunteers in attendance. On December 12, a Christmas bluegrass concert was hosted at the Unit with 201 inmates and six volunteers attending. On December 19, the Unit-wide Christmas sack distribution with 835 sacks and 16 volunteers took place. Chaplain McCown supervised 48 Re-Entry Lifeskills sessions in December with an average of 53 inmates in each session.

#### **RLW**

On December 17, the chapel passed out Christmas packages to 550 men at the RLW Unit. The Christmas sacks included Little Debbie's, chips, cookies, candy, nuts, cocoa, and tea.

#### **McPherson**

On December 1, there were 1,024 inmates who received Christmas cards. We had four CRAs and three inmate helpers facilitating. On December 15 and December 16, we had 625 inmates attending the Christmas cantata. One volunteer chaplain and two CRAs monitored the event.

On December 17, there were 985 inmates that received Christmas socks. Also present were one volunteer chaplain, four CRAs and 17 OCVs. On December 19, there were 985 inmates who received Christmas gifts which included goodie bags, t-shirts, fruit, soaps, deodorant, toothpaste and washcloths. We had 22 OCVs, two volunteer chaplains, six CRAs and lots of inmate helpers attending.

**ORCU**

The Ouachita River Unit distributed Christmas sacks to 2,134 inmates in December, not only providing sacks to all ORCU inmates, but also ensuring that the inmates housed in Bowie County Correctional Center received a sack.

**Pre-Release: December 2015**

	Slots	Completed	Discharged	End Count
McPherson	15	0	3	9
Ester-2BKS	50	9	3	53
Ester-3BKS	50	5	7	54
<b>Total</b>	<b>115</b>	<b>14</b>	<b>13</b>	<b>116</b>

There are 589 males and 65 females on the waiting list within 42 months of their release date and of those, six males are mandated by the Board of Parole. The average time on the waiting list is about three months. The total on the waiting list, including those not currently within the identified time frame, is 659 males and 92 females.

**Volunteer Services:**

The total number of volunteer hours for the month of December 2015:

Unit	Hours
RLW	35
North Central	2
Ouachita River	28
Pine Bluff	16
PAWS	2
WSU	214
Pine Bluff Unit – Pre-Release	2
Religious Volunteer-all Units	5001
<b>TOTAL</b>	<b>5300</b>

**ADMINISTRATIVE SERVICES**

**Procurement Section Update:**

**Contracts/Bids Status:**

**Contract Renewals**

Officer Uniform Shirts

**Current Bids (OSP)**

Structural Steel (Ester Unit Phase III)  
Roofing (Ester Unit Phase III)

**Workplace Safety** – There were 51 incidents reported to the company nurse in December, which brings our Workman’s Compensation incidents reported to 622 in 2015 compared to 627 for 2014. The five units that were placed under the Rule 32 Program were reviewed and released. Those units were: Construction, Cummins, Wrightsville, Tucker, and Maximum Security. CPR training was presented at Administration East with 12 employees successfully completing the training.

**Benefits** - There were 13 MIPS promotions and 137 MIPS payments. One hundred forty-five FMLA requests were processed with all approved. A total of 12 CAT leave requests were processed with six approved and six denied. There were 2,476 hours were donated to the CAT leave bank. There were ten applications received for shared leave with five approved for a total of 235 hours of donated time.

**Physical Assessments** – There were a total of 196 applicants and incumbent personnel that were assessed in the month of December. One hundred fourteen incumbent personnel successfully completed their physical assessments and five incumbent personnel did not. Of those five, three rescheduled and passed; and the other two are pending rescheduled dates. Seventy-five applicants passed their physical assessments and two did not. One applicant rescheduled and passed, the other declined the position.

**Employment** – Facebook results for the month showed a total of 2,700 “likes” of our page. Through Discover Corrections, there were 412 people from across the U.S. who viewed ADC’s page. This site does not allow you to review comments made unless the viewer applies for a position through their site and is hired. During the month of December there were no applications submitted for ADC through the Discover Corrections website. There were no job fairs for the month of December.

The reporting features that INS (Information Network Systems) has developed for the ARStateJobs website (all agencies) have been implemented. We have requested agency specific features, but have not received notification that those changes have been made. Because of duplicating information, we are now only tracking COI applications through the ARStateJobs website. This site does not have the capabilities to give us a breakdown. INS still has not developed any agency specific request for reporting purposes.

The report through AR State Jobs provides the following information:

- Advertised positions
- Positions hired
- Applications received
- How many met minimum qualifications
- How many did not meet qualifications and a reason they did not meet - (1-experience; 2-license or certifications; 3-other)
- How many need further review

How many were not processed  
 Gender  
 Race  
 Veteran status

The Department of Correction had 267 positions advertised on the ARStateJobs website in December, with a total of 2,161 applications received. Sixty-one non-correctional applications and 85 COI applications were processed. No correctional officers were hired and three correctional officers were re-hired.

**Administrative Services Division Monthly Reports (attached) include:**

**Inmate Welfare Fund** balance on December 31, 2015 was \$4,102,901.01.

**PAWS in Prison Fund** balances total on December 31, 2015, were \$85,572.49 in ADC. Account (7004822/ Donations) \$17,509.05 and ADC account (NDC0500/Recycling) \$68,063.44. This does not include the Foundation account managed by the PIP Foundation Board.

**Procurement/Contracts Report (required by policy) –**

For December 2015, Purchase Orders and Contracts in excess of \$10,000 amounted to \$3,356,651.45. Of this amount, \$1,687,486.90 was for inmate care and custody related items (food, shoes, clothing, etc.). Bulk fuel costs for the month of December were \$23,059.72 - average cost of E-10 was \$1.54/gallon; there were no bulk diesel purchases for the month of December.

**Vacancies, Hires, and Terminations** - On December 31, 2015, there were a total of 555 vacancies, 97 new hires, and 76 terminations at the various ADC locations.

**INFORMATION TECHNOLOGY**

January 1, 2016 was the “Go Live” date for ADC and the Office of Drivers Services (ODS) automated identification and drivers licenses renewal and issuance processing. Processing began on January 4, 2016. A daily file of inmate information from eOMIS is submitted to ODS for inmates that are within 120 days of release from ADC custody. The ODS system checks for matching records and returns those results to eOMIS. Using the information for eligible inmates, staff will process the request for either an ID or DL. ID cards are free to the inmate while DL cards are \$40 for an eight-year license. Renewals are \$10. As part of the requirements prior to implementation, training was provided to records staff for eOMIS, vision testing, and data entry processing for the ID/DL cards.

Act1265, Inmate Transparency development and testing completed with a “Go Live” date and the site was active on January 5, 2016. Inmate information available for website search now includes Major Guilty Disciplinary Violations beginning July 1, 2015. Parole eligible inmate disciplinary violations will display dates prior to July 1. The site also displays Risk Score/Level, Court Orders of Protection or No Contact, Program Achieve-

ments, Probation/SIS, and Prior Probation/SIS History.

Specialized Training was provided to Radio Room operators on the PREA Incident Report. Programming enhancements included the addition of new zone and location types for documenting PREA Hotline calls by radio room operators. A major change made by the West Law account vendor caused a temporary outage of the online application for inmate legal information. The server team was able to work with the West Law technicians to resolve the conflicts after a couple of days of troubleshooting.

The network team completed the site survey and plans for fiber to the horse barn at NCU. We will be touching base with them in January to schedule the fiber pull. We continued to have issues with the NCU internet, but towards the end of the month it stabilized.

There were several network outages that required afterhours support and infrastructure upgrades. McPherson office changes have led to a new fiber run that will be scheduled this month. The Tucker Unit experienced a network outage due to fiber cabling issues. Plans to correct the issue are in progress.

**TRAINING ACADEMY**

**Basic Training Division**

BCOT 2015-O class graduated on December 11 with 72 cadets. The Willis H. Sargent Award winner was Shanna Moore of the East Arkansas Regional Unit. Deputy Warden Moses Jackson, Tucker Unit, served as the special speaker.

BCOT class 2015-P graduated with 31 cadets on December 18. The winner of the Willis H. Sargent Award was John Pollett of the Ester Unit. Major Callas gave many words of encouragement to the new cadets. This class was dedicated to Scott Grimes, their motto “Scott Grimes Forever on Our Minds.”

**eCADEMY**

During the month of December 2015, 276 ADC employees completed a total of 3,462.75 hours of eCADEMY training, and 0.069% of ADC employees completed at least one course during that time frame for an average of 0.865 hours per staff member.

**HEALTH/CORRECTIONAL PROGRAMS**

**Sex Offender Treatment Programs:**

	Slots	Completed	Removed	Clients
RSVP	238	0	58	238
Soft	30	0	1	11
Total	268	0	59	249

There are 730 males on the waiting list for RSVP and 32 females on the waiting list for SOFT within five years of their release



date and of those, 49 are mandated by the Board of Parole. The average time on the waiting list from request is three to six months for stipulated. The total on the waiting list, including those not currently within the identified time frame, is 1,539 males and 38 females.

#### Therapeutic Community:

	Slots	Completed	Removed	Clients
Tucker	129*	18	3	120
Wrts	45*	8	2	43
McP	50*	4	4	53
Total	224	30	9	216

There are 116 males and 20 females on the waiting list within 18 months of their release date and of those, 20 are mandated by the Board of Parole. The average time on the waiting list from request is 29 days. The total on the waiting list, including those not currently within the identified time frame, is 508 males and 50 females.

\*Denotes transitional beds available at this treatment program. Tucker TC has 129 client slots and seven peer counselor slots.

#### S.A.T.P.:

	Slots	Completed	Removed	Clients
Grimes	50*	4	6	51
McPh	100*	7	7	100
MSU	3	0	1	2
RLW/CF	188*	42	8	181
Tucker	43*	9	0	42
Varner	44	6	6	46
Wrts	135*	27	3	138
Total	563	95	31	567

There are 1,970 males and 410 females on the waiting list within 18 months of their release date and of those, 22 are mandated by the Board of Parole. The average time on the waiting list from request is 13 days. The total on the waiting list, including those not currently within the identified time frame is 2,827 males and 563 females.

\*Denotes transitional beds available at this treatment program.

#### R.P.U.:

The Residential Program Unit at Ouachita had four admissions and nine discharges in December for an end of the month count of 69.

#### McPherson Mental Health Residential Program:

There were two admissions and three discharges in December for an end-of-month count of 39.

#### Habilitation Program:

The Habilitation Program at the Ouachita River Correctional Unit provided treatment services to 41 inmates during December. There were two admissions and three discharges for an end-of-month count of 38.

#### Staffing:

The following Mental Health Services and SATP positions were vacant in November and December:

	November	December
Psychologists	8	8
Psychological Examiners	0	0
Social Workers	6	5
LPC	0	0
Advisors	9	4
Substance Abuse Prog Leaders	5	5
Admin. Specialist/Analyst	2	1
Rehab Adm/Facility Supv	0	0
Nurse II	0	0

#### ADDITIONAL PROGRAM INFORMATION

#### Substance Abuse Education:

Substance Abuse Education Groups were held at seven units and 43 inmates completed the program during December. The current waiting list is 596.

#### Anger Management:

Anger Management Groups were held at 12 units and 90 inmates completed the program during December. The current waiting list is 1,247.

#### Thinking Errors:

Thinking Errors Groups were held at 14 units and 212 inmates completed the program during December. The current waiting list is 2,399.

#### Suicide:

There were 84 suicidal threats, gestures or low/moderate risk attempts during December. There was one serious attempt, with none resulting in death.

#### Outpatient:

There were 2,124 inmates on the mental health medical log at the end of December. Mental Health conducted the following contacts during December:

Case Management Contacts	2,194
Request for Interviews	4,042
Testing	1
Intakes	1,189
Unit Requests	1,294
Counseling (with treatment plan)	183
Pre-Lock Up Reviews	508
Routine Seg Reviews	459
Seg Rounds	9,869

PREA Evaluations	8
Routine Follow-Up	222
834 Requests	51

**ACIC Numbers:**

The total number of sex offenders registered from September 1, 1999 to December 31, 2015:

In Compliance	7,271
Delinquent (Did not return address on time)	868
Confined	2,769
Out of State	2,861
Address Unknown (absconded)	186
Deceased	954
Deported	159
Incapacitated	62
Out of USA	3
<b>Total</b>	<b>15,133</b>

**Monetary Sanctions:**

Sanction reimbursements for November were \$34,450.

**County Mental Health Requests:**

During December, there were 26 requests of a mental health nature received and 22 inmates were fast tracked to ADC.

**County Medical Health Requests:**

During December, there were 472 requests of a medical nature received and eight were fast tracked to ADC.

**Deaths:**

There were six inmate deaths during the month of December; two bodies were claimed, four were cremated.

**CCS:**

See attachment for CCS's report regarding outside beds and emergency room visits.

**Medical Grievances:**

In December, there were a total of 326 appeals of medical grievances received and 334 appeals were answered. Thirty-one of those were found to be with merit and nine were with merit but resolved.

**PAWS IN PRISON**

**Currently Enrolled in Training: 38**

Max	5
Tucker	8
Hawkins	4
RLW	4
ORCU	9
NCU	8
Total	38

**SEX OFFENDER ASSESSMENT**

**Assessments Completed:**

Risk Level	December	Sept. 1999 thru Dec. 31, 2015
Level 1	0	1,147
Level 2	42	5,986
Level 3	27	5,922
Level 4	1	554
Default 3	3	**
<b>Total</b>	<b>73</b>	<b>13,609</b>

\*Default Level 3's are included in the total number of Level 3's to date.

**Completed Training:**

December 2015	9
YTD 2015	186
Since Inception Dec. 2011	659
Dogs Currently in foster: (Graduated but not adopted)	6

**CONSTRUCTION**

**PROJECT UPDATES:**

**Barbara Ester Unit (Diagnostic):**

We are still renovating the barracks, re-roofing the unit and purchasing material. The kitchen equipment has been received, installed, inspected and approved. The contractor is working on HVAC renovation, installing new metal ceilings and working on plumbing and electrical. DBA Plan Review Comments have been answered and returned to DBA December 22, 2015. We have received approved plans from DBA for Phase III and new classrooms. The new boiler arrived December 29, 2015 and is being installed. The renovations to Phase 1 and Phase 2 are being finished.

**Cummins Unit:**

We are working on roof repairs and repairs to free line residences. The remodeling of the Farm Administrator residence has been completed and turned over to Farm.

**Cummins Poultry:**

There was a contract awarded for new generator that was scheduled to arrive January 25, 2016, but is now expected by March 2, 2016 due to the strike at Kohler.

**East Arkansas Regional Unit:**

We are working on the new firing range, and road work will continue when it dries out. We are getting ready to install metal roofs and under pinning on State trailers.

**Ouachita River Correctional Unit:**

Gravel operations are continuing. We have repaired the fuel system on the track hoe, installing a water separator and filters on the fuel tank. We are working on covered walkway from the building to the new Vo-Tech. We have received new chapel plans and specs. We will break ground as soon as it dries out.

**Newport/Grimes:**

Construction on the new sallyport building is nearing completion.

**Pine Bluff Unit:**

Remodeling of the free line residences has started.

**Tucker Maximum Security Unit:**

We are putting metal ceiling on fir down in front of cells in Barracks 5.

**Tucker:**

The privacy wall for the inmate serving line in the dining hall is complete.

**Varner:**

We are working on roof repairs, and currently waiting on material so the job can be completed.

**CONSTRUCTION PERSONNEL UPDATE:****15 vacancies:**

- 8 - maintenance technicians/2 pending approval, 1 set for interview and 2 reposted
- 1 - engineer – reposted no qualified applicants
- 1 - director of maintenance
- 2 - project specialists– refrigeration
- 1– admin specialist I/ WR
- 2- CO/both pending approval; have been interviewed and paperwork sent to HR for approval

**Regional Maintenance Hours**

Benton Unit	7,205
Delta Regional Unit	6,786
EARU	1,264
Grimes	3,656
McPherson	3,048
Randall L. Williams	3,936
MSCOWRC	1,740
North Central Unit	7,718
Ouachita River	5,656
TRCC	2,538
Tucker Unit	2,392
Varner Unit	3,544
Wrightsville Satellite Unit	1,944
Wrightsville Unit	1,928
<b>Total Hours</b>	<b>53,355</b>

<b>Regional Maintenance</b>				
	<b>Oct'15</b>	<b>Nov'15</b>	<b>Dec'15</b>	
Benton Unit	4,905	4,949	7,205	
Delta Regional Unit	4,494	5,624	6,786	
EARU	2,623	2,304	1,264	
Grimes	2,624	3,008	3,656	
McPherson	2,200	2,996	3,048	
Randall L. Williams	3,464	2,888	3,936	
MSCOWRC	1,705	1,152	1,740	
North Central Unit	11,326	6,456	7,718	
Ouachita River	5,816	5,336	5,656	
TRCC	2,645	1,780	2,538	
Tucker Unit	3,972	2,634	2,392	
Varner Unit	4,520	3,548	3,544	
Wrightsville Satellite Unit	3,144	2,280	1,944	
Wrightsville Unit	3,285	1,472	1,928	
<b>Total Hours</b>	<b>56,723</b>	<b>46,427</b>	<b>53,355</b>	

**Work Release Rent Report**

<b>Rent Report</b>				
	<b>Oct. '15</b>	<b>Nov '15</b>	<b>Dec '15</b>	
Benton Unit	\$95,693.00	\$88,043.00	\$109,786.00	
Pine Bluff Reentry W/R	\$27,149.00	\$26,163.00	\$27,404.00	
NWARWRC	\$38,216.00	\$47,600.00	\$38,641.00	
MSCOWRC	\$53,703.00	\$52,224.00	\$45,645.00	
Pine Bluff Unit	\$35,496.00	\$45,050.00	\$33,592.00	
TRCC	\$32,011.00	\$30,449.00	\$27,465.00	
<b>Total Rent Paid</b>	<b>\$282,268.00</b>	<b>\$289,529.00</b>	<b>\$282,533.00</b>	





## INMATE INSTITUTIONAL GRIEVANCE APPEAL REPORT

December 2015				
	Received	Rejected	Processed W/O Merit	Processed W/ Merit
Benton Unit	1	1	0	0
Benton Work Release	0	0	0	0
Bowie County Texas Correctional Facility	24	0	26	0
Cummins Unit	15	1	25	0
Cummins Modular Unit	0	1	0	0
Delta Regional Unit	7	0	2	0
Ester Unit	0	0	0	0
East Arkansas Regional Unit	17	5	60	2
East Arkansas Regional Maximum Unit	74	8	91	2
Grimes Unit	24	7	27	1
Maximum Security Unit	66	9	78	0
McPherson Unit	31	17	34	0
McPherson Mental Health Residential Program Unit	9	1	5	0
Mississippi County Work Release Center	0	0	0	0
Northwest Arkansas Work Release Center	0	0	0	0
North Central Unit	6	0	6	0
Ouachita River Correctional Unit	34	9	9	0
ORCU New Commitment	0	0	0	0
ORCU Mental Health Residential Program Unit	0	0	0	0
Pine Bluff Unit	0	0	1	0
Randall L. Williams Correctional Facility	3	1	9	1
Texarkana Regional Correctional Center	0	0	0	0
Tucker Unit	17	9	13	1
Varner Super Max	119	19	143	1
Varner Unit	20	3	18	0
Wrightsville Unit	3	0	9	0
Wrightsville Satelite Unit	0	0	0	0
Hawkins Center	0	0	0	0
Hawkins for Males	0	0	3	0
Hawkins SPU	0	0	0	0
<b>Total</b>	<b>470</b>	<b>91</b>	<b>559</b>	<b>8</b>

## ADMISSIONS AND RELEASES

<u>Admissions</u>	<u>Male</u>	<u>Female</u>	<u>Total</u>
Asian	3	0	3
Black	408	31	439
Hispanic	36	0	36
Nat. Amer.	1	0	1
Hawaiian/Pacific Isl	1	0	1
White	581	107	688
Other	2	0	2
<b>Total</b>	<b>1032</b>	<b>138</b>	<b>1170</b>
<u>Releases</u>	<u>Male</u>	<u>Female</u>	<u>Total</u>
Asian	3	0	3
Black	367	17	384
Hispanic	22	3	25
Nat. Amer.	3	2	5
Hawaiian/Pacific Isl	1	0	1
White	517	143	660
Other	2	0	2
<b>Total</b>	<b>915</b>	<b>165</b>	<b>1080</b>





## ADC County Jail Backup FY2016

DAY	Jul-15	Aug-15	Sep-15	Oct-15	Nov-15	Dec-15	
1	2,674 *	2,556	2,276	1,973 *	1,801	1,591	
2	2,615 *	2,556	2,274	1,979	1,829	1,570	
3	2,618	2,558	2,267 *	1,979	1,851	1,530	
4	* 2,618	2,572	2,236 *	1,979	1,862	1,487	
5	* 2,618	2,592 *	2,236	1,938	1,869 *	1,487	
6	2,618	2,598 *	2,236	1,899	1,887 *	1,487	
7	2,638	2,615	2,180	1,900 *	1,887	1,421	
8	2,669 *	2,615	2,180	1,895 *	1,887	1,390	
9	2,686 *	2,615	2,174	1,895	1,848	1,378	
10	2,677	2,621	2,181 *	1,895	1,839	1,370	
11	* 2,677	2,625	2,147 *	1,895	1,854	1,341	
12	* 2,677	2,597 *	2,147	1,895	1,854 *	1,341	
13	2,660	2,606 *	2,147	1,879	1,826 *	1,341	
14	2,635	2,607	2,116	1,897 *	1,826	1,323	
15	2,614 *	2,607	2,100	1,914 *	1,826	1,262	
16	2,587 *	2,607	2,074	1,886	1,819	1,276	
17	2,576	2,614	2,067 *	1,886	1,826	1,279	
18	* 2,576	2,651	2,034 *	1,886	1,826	1,234	
19	* 2,576	2,666 *	2,034	1,862	1,817 *	1,234	
20	2,541	2,705 *	2,034	1,872	1,805 *	1,234	
21	2,550	2,687	2,031	1,856 *	1,805	1,207	
22	2,546 *	2,687	2,023	1,853 *	1,805	1,201	
23	2,542 *	2,687	2,019	1,843	1,820	1,208	
24	2,550	2,685	2,034 *	1,843	1,780	1,241	
25	* 2,550	2,605	2,023 *	1,843	1,728	1,241	
26	* 2,550	2,553 *	2,023	1,821	1,634 *	1,241	
27	2,533	2,453 *	2,023	1,814	1,634 *	1,241	
28	2,535	2,309	2,027	1,815 *	1,634	1,241	
29	2,525 *	2,309	1,975	1,815 *	1,634	1,244	
30	2,549 *	2,309	1,958	1,801	1,634	1,212	
31	2,556	2,272		* 1,801		1,200	
Average	2,598	2,572	2,109	1,881	1,798	1,324	2047.137

Notes: Totals do not include 309 Contracts in County Jails (maximum of 336)



## CY2015 County Jail Backup

DAY	Jan-15	Feb-15	Mar-15	Apr-15	May-15	Jun-15	Jul-15	Aug-15	Sep-15	Oct-15	Nov-15	Dec-15	
1	2205	* 2422	* 2592	2263	2602	2731	2674	* 2556	2276	1973	* 1801	1591	
2	2205	2426	2488	2245	* 2602	2701	2615	* 2556	2274	1979	1829	1570	
3	* 2205	2437	2478	2229	* 2602	2689	2618	2558	2267	* 1979	1851	1530	
4	* 2205	2451	2469	* 2229	2612	2688	* 2618	2572	2236	* 1979	1862	1487	
5	2198	2514	2454	* 2229	2612	2674	* 2618	2592	* 2236	1938	1869	* 1487	
6	2196	2527	2468	2228	2649	* 2674	2618	2598	* 2236	1899	1887	* 1487	
7	2178	2527	* 2468	2246	2690	* 2674	2638	2615	2180	1900	* 1887	1421	
8	2204	2527	* 2468	2251	2690	2646	2669	* 2615	2180	1895	* 1887	1390	
9	2221	2563	2469	2285	* 2690	2594	2686	* 2615	2174	1895	1848	1378	
10	* 2221	2570	2442	2290	* 2690	2608	2677	2621	2181	* 1895	1839	1370	
11	* 2221	2584	2451	* 2290	2725	2629	* 2677	2625	2147	* 1895	1854	1341	
12	2196	2588	2452	* 2290	2722	2656	* 2677	2597	* 2147	1895	1854	* 1341	
13	2217	2580	2453	2298	2734	* 2656	2660	2606	* 2147	1879	1826	* 1341	
14	2211	* 2580	* 2453	2320	2756	* 2656	2635	2607	2116	1897	* 1826	1323	
15	2241	* 2580	* 2453	2334	2736	2652	2614	* 2607	2100	1914	* 1826	1262	
16	2249	2591	2456	2368	* 2736	2681	2587	* 2607	2074	1886	1819	1276	
17	* 2249	2591	2423	2379	* 2736	2694	2576	2614	2067	* 1886	1826	1279	
18	* 2249	2631	2423	* 2379	2748	2691	* 2576	2651	2034	* 1886	1826	1234	
19	2257	2653	2422	* 2379	2762	2703	* 2576	2666	* 2034	1862	1817	* 1234	
20	2257	2654	2423	2405	2793	* 2703	2541	2705	* 2034	1872	1805	* 1234	
21	2288	* 2654	* 2423	2375	2796	* 2703	2550	2687	2031	1856	* 1805	1207	
22	2289	* 2654	* 2423	2397	2829	2695	2546	* 2687	2023	1853	* 1805	1201	
23	2306	2667	2416	2438	* 2829	2730	2542	* 2687	2019	1843	1820	1208	
24	* 2306	2642	2445	2467	* 2829	2738	2550	2685	2034	* 1843	1780	1241	
25	* 2306	2629	2450	* 2467	2813	2739	* 2550	2605	2023	* 1843	1728	1241	
26	2333	2585	2450	* 2467	2813	2731	* 2550	2553	* 2023	1821	1634	* 1241	
27	2328	2592	2416	2503	2847	* 2731	2533	2453	* 2023	1814	1634	* 1241	
28	2333	* 2592	* 2416	2532	2815	* 2731	2535	2309	2027	1815	* 1634	1241	
29	2362		* 2416	2542	2770	2715	2525	* 2309	1975	1815	* 1634	1244	
30	2422		2302	2582	* 2770	2721	2549	* 2309	1958	1801	1634	1212	
31	* 2422		2267		* 2770		2556	2272		* 1801		1200	
Avg Daily Backup	2,261	2,572	2,440	2,357	2,734	2,688	2,598	2,572	2,109	1,881	1,798	1,324	2277.84

Notes: Totals do not include 309 Contracts in County Jails (maximum of 336)

## CY2014 County Jail Backup

DAY	Jan-14	Feb-14	Mar-14	Apr-14	May-14	Jun-14	Jul-14	Aug-14	Sep-14	Oct-14	Nov-14	Dec-14	
1	2503 *	2736 *	2884	2563	2529 *	2656	2359	2160	2261	2186 *	2380	2463	
2	2503 *	2736 *	2884	2544	2550	2642	2333 *	2160	2261	2203 *	2380	2444	
3	2512	2698	2864	2555 *	2550	2617	2318 *	2160	2266	2203	2393	2424	
4	* 2512	2710	2857	2528 *	2550	2596	2315	2160	2250 *	2203	2394	2420	
5	* 2512	2692	2837 *	2528	2526	2615 *	2315	2171	2227 *	2203	2410	2439	
6	2542	2718	2829 *	2528	2527	2601 *	2315	2176 *	2227	2189	2414 *	2439	
7	2562	2699	2816	2514	2527 *	2601	2315	2170 *	2227	2188	2408 *	2439	
8	2598 *	2699 *	2816	2496	2547 *	2601	2295	2187	2204	2205 *	2408	2432	
9	2599 *	2699 *	2816	2478	2522	2576	2294 *	2187	2215	2222 *	2408	2421	
10	2612	2691	2789	2484 *	2522	2567	2272 *	2187	2206	2221	2418	2414	
11	* 2612	2687	2788	2501 *	2522	2539	2267	2204	2221 *	2221	2393	2383	
12	* 2612	2732	2786 *	2501	2521	2542 *	2267	2212	2197 *	2221	2393	2330	
13	2628	2781	2774 *	2501	2526	2541 *	2267	2212 *	2197	2248	2411 *	2330	
14	2631	2798	2783	2461	2559 *	2541	2301	2222 *	2197	2241	2415 *	2330	
15	2658 *	2798 *	2783	2450	2550 *	2541	2309	2213	2203	2235 *	2415	2291	
16	2701 *	2798 *	2783	2443	2563	2517	2330 *	2213	2206	2249 *	2415	2251	
17	2749	2811	2768	2448 *	2563	2503	2297 *	2213	2180	2266	2397	2220	
18	* 2749	2811	2753	2434 *	2563	2484	2326	2197	2194 *	2266	2414	2262	
19	* 2749	2817	2764 *	2434	2566	2476 *	2326	2209	2188 *	2266	2429	2277	
20	2721	2833	2786 *	2434	2589	2477 *	2326	2226 *	2188	2253	2447 *	2277	
21	2721	2851	2775	2443	2599 *	2477	2314	2240 *	2188	2258	2461 *	2277	
22	2716 *	2851 *	2775	2453	2629 *	2477	2274	2250	2162	2270 *	2461	2289	
23	2722 *	2851 *	2775	2468	2675	2466	2263 *	2250	2164	2262 *	2461	2261	
24	2734	2872	2742	2477 *	2675	2440	2254 *	2250	2171	2273	2473	2244	
25	* 2734	2867	2731	2474 *	2675	2425	2248	2249	2180 *	2273	2502	2244	
26	* 2734	2879	2703 *	2474	2664	2413 *	2248	2248	2170 *	2273	2490	2244	
27	2693	2883	2666 *	2474	2664	2387 *	2248	2268 *	2170	2294	2463 *	2244	
28	2671	2884	2627	2481	2664 *	2387	2230	2262 *	2170	2320	2463 *	2244	
29	2692		* 2627	2498	2680 *	2387	2215	2263	2170	2357 *	2463	2244	
30	2728		* 2627	2529	2656	2369	2184 *	2263	2147	2370 *	2463	2212	
31	2736		2583		* 2656		2183 *	2263		2380		2214	
Avg Daily Backup	2,650	2,782	2,767	2,487	2,584	2,515	2,284	2,214	2,200	2,252	2,428	2,323	2457.214

Notes: Totals do not include 309 Contracts in County Jails (maximum of 336)



## Construction Budget / Status Report

Report Date - January 8, 2016						* % Percentage of Completion is the actual construction completion and does not reflect the cost in
Data as of 01/08/16						
Fund	Project Desc	Total Projected			* % Complete	Notes
		Spend	Budget	Available Funds		
7004810	Cummins Poultry Houses	\$5,290,637	\$6,100,000	\$809,363	99%	Poultry houses complete. Birds into House #6 on 8/19/15. Construction coming back for generator and 2nd cooler.
7004811	ORCU Maintenance Shop	\$315,065	\$383,000	\$67,935	99%	Complete
7004811	ORCU - VoTech	\$565,691	\$817,000	\$251,309	99%	Complete
7004812	NCU Phase II	\$3,086,966	\$3,200,000	\$113,034	100%	Complete - Held open for Professional Fees.
7004819	ESTER - Phase 1	\$3,876,479	\$4,000,000	\$123,521	97%	
700481A	ESTER - Phase 2 1A	\$1,089,089	\$5,100,000	\$4,010,911	21%	184 Beds opened 7/1/15. Kitchen well underway. 172 beds to open 1/1/16.
7004820	ESTER - Phase 2 - Kitchen	\$665,043	\$1,700,000	\$1,034,957	39%	
KBR4Q95	ESTER - Phase 3 - General Improvement Fund	\$0	\$7,400,000	\$7,400,000	0%	
7004820	Tucker Boot Camp	\$655,340	\$764,088	\$108,748	100%	Complete
NDC0100	Wrightsville Generator	\$182,261	\$200,000	\$17,739	44%	First phase complete
NDC0100	Tucker Parking Lot	\$149,697	\$300,000	\$150,303	100%	Parking Lot complete
NDC0300	HDRS Renovation - Phase II	\$172,258	\$175,000	\$2,742	100%	Complete
<b>Telephone Projects</b>						
Maintenance & Operations	Camera Equipment - All Units	\$236,019	\$500,000	\$263,981	47%	
	Fire Alarm Upgrades (All Units)	\$18,255	\$75,000	\$56,745	24%	
	Locks/Riot Gates - All Units	\$21,376	\$75,000	\$53,624	29%	
	Gates and Fences all units	\$7,779	\$50,000	\$42,221	16%	
	Gas Stations - Canopy (C/O)	\$0	\$12,000	\$12,000	0%	
	Stainless Steel - Kitchen/Shower/Restrooms - All Units	\$24,564	\$150,000	\$125,436	16%	
	ACA Maintenance	\$79,390	\$200,000	\$120,610	40%	
	ADA Projects - All Units	\$523	\$50,000	\$49,478	1%	
	Fast Top Floor Systems - (kitchen/laundry/showers all)	\$24,962	\$50,000	\$25,038	50%	
	Lawn Equipment - All Units	\$0	\$20,000	\$20,000	0%	
	Parking Lot - Gravel and Paving - EARU	\$0	\$50,000	\$50,000	0%	
	Parking Lot - Gravel and Paving - Tucker	\$0	\$50,000	\$50,000	0%	
	Parking Lot - Gravel and Paving - Other Units	\$0	\$225,000	\$225,000	0%	
	<b>Subtotal</b>		<b>\$412,867</b>	<b>\$1,507,000</b>	<b>\$1,094,133</b>	
FY15 Carry forward	ORCU Gravel Pit Operations	\$69,834	\$87,762	\$17,928	80%	continual
	Cummins Non-Contact Visitation	\$0	\$30,000	\$30,000	0%	on hold
	Tucker Pole Barn (Reg. Maint.)	\$17,393	\$16,710	(\$683)	104%	
	Metal Ceilings	\$141,833	\$208,955	\$67,122	68%	
	TWWPP Containers 4	\$17,103	\$22,103	\$5,000	77%	
	Tucker New Well	\$0	\$550,000	\$550,000	0%	
<b>Subtotal</b>		<b>\$246,163</b>	<b>\$915,530</b>	<b>\$669,367</b>		
FY16 New Projects	Dog Kennel/Horse Stable Malvern	\$0	\$48,000	\$48,000	0%	
	Wrightsville Kitchen Roofing Repairs	\$0	\$15,000	\$15,000	0%	
	Wrightsville Emergency Generator continuation	\$0	\$300,000	\$300,000	0%	
	ORU Gym Acoustics	\$0	\$230,000	\$230,000	0%	
	Roof Repairs	\$0	\$35,000	\$35,000	0%	
	Roof Repairs-Tucker	\$2,047	\$20,000	\$17,953	10%	underway
	Roof Repairs-Varner	\$16,081	\$20,000	\$3,919	80%	underway
	Roof Repairs-East Arkansas	\$6,214	\$20,000	\$13,786	31%	
	Boiler Repairs - Varner	\$49,154	\$100,000	\$50,846	49%	
	Grimes Sallyport	\$8,224	\$10,000	\$1,776	60%	underway
	EARU Firing Range	\$12,740	\$20,000	\$7,260	80%	
<b>Subtotal</b>		<b>\$73,495</b>	<b>\$818,000</b>	<b>\$714,505</b>	9%	
<b>Subtotal</b>		<b>\$753,488</b>	<b>\$3,240,530</b>	<b>\$2,487,042</b>	23%	

Notes

\* Report has not been reconciled against Accountings Reconciled Reports.

\* FY2015 Carry forward to FY2016 Project Budget = (FY2015 Actual Spending + FY2016 Approved Budget Amount.) 1 of 1

## Medical Grievance Appeals

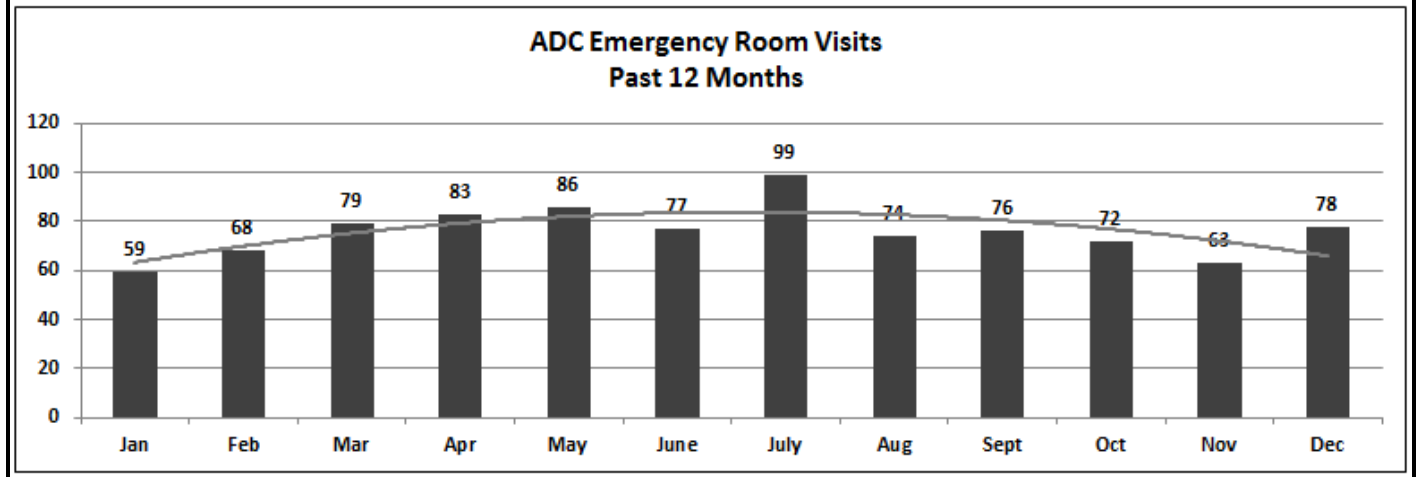
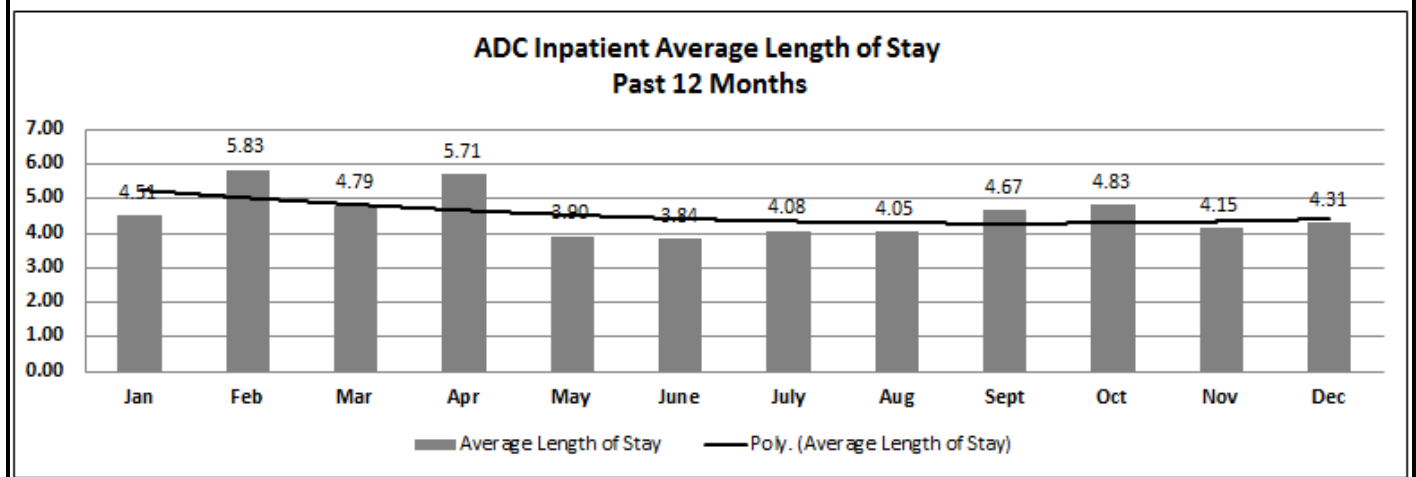
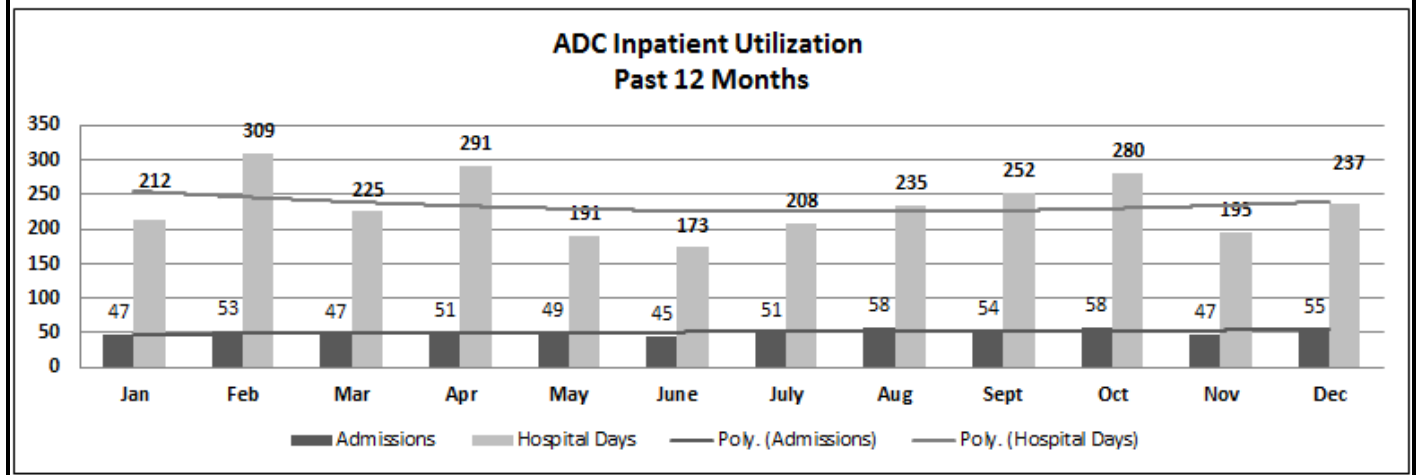
Unit	Acknowledged/ Received	Rejected	Reviewed & Signed by Dep Director	With Merit	With Merit, but Resolved	% With Merit	Without Merit
Benton	0	0	0	0	0	0%	0
Boot Camp	0	0	0	0	0	0%	0
Bowie Co.	3	0	7	0	1	0%	6
CMU	0	0	1	0	0	0%	1
Cummins	19	2	31	2	0	6%	29
Delta	4	0	6	0	0	0%	6
EARU	29	3	33	4	0	12%	29
EARU Max	46	3	51	4	2	12%	45
Ester	0	0	0	0	0	0%	0
Grimes	45	1	25	3	1	16%	21
Hawkins	2	0	0	0	0	0%	0
McPherson	7	14	11	1	0	9%	10
MCWRC	0	0	0	0	0	0%	0
MSU	27	4	39	3	2	13%	34
North Central	3	0	4	0	0	0%	4
NWAWRC	0	0	0	0	0	0%	0
Ouachita	9	6	15	0	0	0%	15
Pine Bluff	0	2	3	0	0	0%	3
Randall Williams	12	1	4	0	0	0%	4
SNN	3	2	2	0	0	0%	2
TRCC	0	0	0	0	0	0%	0
Tucker	2	2	6	1	0	17%	5
Varner	42	17	41	5	0	0%	36
Varner S Max	70	25	53	8	3	21%	42
WRU	2	1	1	0	0	0%	1
WHM	1	1	1	0	0	0%	1
WWR	0	0	0	0	0	0%	0
<b>TOTAL</b>	<b>326</b>	<b>84</b>	<b>334</b>	<b>31</b>	<b>9</b>	<b>12%</b>	<b>294</b>



# ADC INPATIENT AND EMERGENCY ROOM UTILIZATION

ADC Inpatient Statistics Past 12 Months													
	2015												Average
	Jan	Feb	Mar	Apr	May	June	July	Aug	Sept	Oct	Nov	Dec	
Admissions	47	53	47	51	49	45	51	58	54	58	47	55	51.3
Hospital Days	212	309	225	291	191	173	208	235	252	280	195	237	234.0
Average Length of Stay	4.51	5.83	4.79	5.71	3.90	3.84	4.08	4.05	4.67	4.83	4.15	4.31	4.57

ADC ER Visits Past 12 Months													
	2015												Average
	Jan	Feb	Mar	Apr	May	June	July	Aug	Sept	Oct	Nov	Dec	
Emergency Room Visits	59	68	79	83	86	77	99	74	76	72	63	78	76.2



## Monthly Purchasing Report/ Purchase Orders Over \$10,000

VENDOR	DESCRIPTION	LOCATION	PO#	AMOUNT	FUND
Miller Bowie Supply	Feed	Cummins Unit/Farm	4501586226	\$13,032.80	Operational Farm Budget
Fastenal Company	Electrical Equipment	Ester Unit	4501586842	\$16,791.75	Construction ADFE Ester II
Ark-Crete Block Co Inc	Concrete Blocks	Ester Unit	4501586174	\$36,263.60	Construction ADFE Ester II
AR Dept of Correction Industries	Brogans	Wrightsville Unit	4501586722	\$19,017.18	Operational Budget
AR Dept of Correction Industries	Janitorial Supplies	Central Warehouse	4501586943	\$16,746.93	Operational Budget
Chemtick Coated Fabrics	Mattress Material	Tucker Unit/Industry	4501586260	\$14,940.00	Operational Industry Budget
AR Dept of Correction Industries	Bulk Form Order	Admin East/Purchasing	4501587849	\$38,248.52	Operational Budget
Mid South Sales Inc	Ethanol Gasoline	Cummins Unit	4501583654	\$11,432.46	Operational Budget
Forrest City Ready Mixed Concrete	Concrete Blocks	EARU	4501587767	\$10,697.33	Operational Budget
Sysco Food Services of AR Inc	Food Purchases	Central Warehouse	4501588094	\$198,616.40	Operational Budget
U S Foods Inc	Food Purchases	Central Warehouse	4501588085	\$36,240.00	Operational Budget
Atlantic Beverage Company	Food Purchases	Central Warehouse	4501588097	\$19,353.40	Operational Budget
William R Hill & Co Inc	Food Purchases	Central Warehouse	4501588080	\$113,066.89	Operational Budget
Razor Chemical Inc	Chemicals	Delta Regional Janitorial Factory	4501587807	\$16,033.40	Operational Industry Budget
Mid States Services Inc	Tissue Paper	Wrightsville Unit/Imaging	4501586944	\$24,268.80	Operational Industry Budget
Tabb Textiles Co Inc	Fabric	Wrightsville ACI Warehouse	4501588183	\$18,200.00	Operational Industry Budget
William R Hill & Co Inc	Food Purchases	Central Warehouse	4501588566	\$168,125.80	Operational Budget
AR Dept of Correction Industries	Inmate Clothing & Linen Supplies	EARU	4501589122	\$11,112.99	Operational Budget
Galls LLC	Uniforms	Training Academy	4501588937	\$23,835.64	Operational Budget
Alice Sidney Dryer & Seed	Livestock Feed	Cummins Unit/Farm	4501584574	\$105,000.00	Operational Farm Budget
Razor Chemical Inc	Janitorial Supplies	Delta Regional Janitorial Factory	4501588632	\$12,490.50	Operational Industry Budget
National Food Group	Food Purchases	Central Warehouse	4501589294	\$130,151.20	Operational Budget
Robbins Sales Company Inc	Food Purchases	Central Warehouse	4501589291	\$98,096.48	Operational Budget
U S Foods Inc	Food Purchases	Central Warehouse	4501589287	\$126,827.10	Operational Budget
Graybar Electric Co Inc	Electrical Parts	Ester Unit	4501589220	\$13,550.69	Construction ADFE Ester II
Southern Pipe & Supply Co Inc	Plumbing Supplies	Ester Unit	4501589301	\$10,420.10	Construction ADFE Ester II
Spec Building Materials	Building Material	Ester Unit	4501589792	\$24,344.62	Construction ADFE Ester II
Pine Bluff Sand & Gravel Do	Concrete	Ester Unit	4501589236	\$34,571.25	Construction ADFE Ester II
Club Tex Inc	Fabric	Wrightsville ACI Warehouse	4501589694	\$15,300.00	Operational Industry Budget
Midunion Steel	Items to Build Bunk Beds	Ester Unit	4501590661	\$10,383.38	Construction ADFE Ester II
Home Depot Credit Services	Building Supplies	EARU	4501590574	\$17,192.63	Operational Budget
American Paper & Twine Co	Paper Products	Central Warehouse	4501591461	\$11,039.62	Operational Budget
AR Dept of Correction Industries	Food Purchases	Central Warehouse	4501591458	\$24,138.00	Operational Budget
A C Sales Co	Food Purchases	Central Warehouse	4501591446	\$10,957.00	Operational Budget
Phoenix Trading	Soap	Central Warehouse	4501591472	\$23,179.20	Operational Budget
Sysco Food Services of AR Inc	Food Purchases	Central Warehouse	4501591451	\$43,857.68	Operational Budget
Robbins Sales Company Inc	Food Purchases	Central Warehouse	4501591447	\$31,877.00	Operational Budget
William R Hill & Co Inc	Food Purchases	Central Warehouse	4501591456	\$216,338.81	Operational Budget
AR Dept of Correction Industries	Clothing	Pine Bluff Unit	4501591158	\$32,967.59	Operational Budget
WW Grainger Inc	Recording System Installation	Grimes Unit	4501591628	\$20,323.59	Operational Budget
AR Dept of Correction Industries	Clothing	Pine Bluff Unit	4501591158	\$32,967.59	Operational Budget
WW Grainger Inc	Recording System Installation	Grimes Unit	4501591628	\$20,323.59	Operational Budget
AR Dept of Correction Industries	Mattresses	Pine Bluff Unit	4501590665	\$17,285.63	Operational Budget
Riceland Foods Inc	Livestock Feed	Cummins Unit/Farm	4501589239	\$149,542.20	Operational Farm Budget
Helena Chemical Co	Rice Seed	Cummins Chemical Shed	4501591186	\$58,804.10	Operational Farm Budget
Shamrock Meats Inc	Fresh Ground Beef	Chemical Cold Storage Facility	4501591038	\$227,960.00	Operational Farm Budget
Miller Bowie Supply	Livestock Feed	Cummins Unit/Farm	4501591265	\$181,440.00	Operational Farm Budget
Westrock Coffee LLC	Coffee & Tea for Resale	Grimes Unit	4501591294	\$11,933.44	Operational Industry Budget
Acadian Hardwoods & Cypress	Plywood	Wrightsville ACI Warehouse	4501591018	\$14,392.80	Operational Industry Budget
Mid States Services Inc	Tissue Paper	Hawkins Unit ACI/Imaging	4501589714	\$40,550.40	Operational Industry Budget
Shoe Corporation of Birmingham	Brogans	Tucker Unit/Industry	4501589022	\$12,370.80	Operational Industry Budget
Officine Facco RC Spa	Poultry Equipment	Cummins Unit/Farm	4501586947	\$142,290.23	Operational Farm Budget
Pioneer Distributing Co	Steam Kettle	Grimes Unit	4501591601	\$22,347.68	Operational Budget
Pioneer Distributing Co	Steam Kettle	McPherson Unit	4501591762	\$21,691.69	Operational Budget
AR Dept of Correction Industries	Office Furniture	Ester Unit	4501592018	\$24,874.82	Operational Budget
Green & Chapman Inc	Ethanol Gasoline	Wrightsville Unit	4501589007	\$11,627.26	Operational Budget
Sysco Food Services of AR Inc	Food Purchases	Central Warehouse	4501591856	\$191,953.40	Operational Budget
William R Hill & Co Inc	Food Purchases	Central Warehouse	4501591849	\$93,921.76	Operational Budget
U S Foods Inc	Food Purchases	Central Warehouse	4501591851	\$63,656.46	Operational Budget
Huntley Metal Sales	Roofing Material	EARU	4501591313	\$13,608.05	Operational Budget
Gilbert AG Service Inc	Rice Seed	Cummins Chemical Shed	4501591167	\$41,400.00	Operational Farm Budget
Gilbert AG Service Inc	Corn Seed	Cummins Chemical Shed	4501591160	\$195,970.40	Operational Farm Budget
Total for Purchases over \$10,000				\$3,356,651.45	
<b>FIRM CONTRACTS OVER \$25,000.00</b>					
VENDOR	DESCRIPTION	UNIT	Contract # P.O#	PURCHASE AMOUNT	FUND
Total for Contracts				\$0.00	
<b>EMERGENCY PURCHASE ORDERS OVER \$25,000.00</b>					
Total EM Purchases				\$0.00	
<b>Total Purchases</b>				<b>\$3,356,651.45</b>	