

**Wendy Kelley**  
**Director**

**Board Report**  
**July 2016**



## **PUBLIC RELATIONS**

### **RESEARCH/PLANNING**

**June, 2016 Admissions and Releases** – Admissions for June totaled **925** (825-males, 100-females), while releases totaled **754** (660-males, 94-females), for a net increase in-house of 171.

**Inmate Population Growth/Projection** – At the end of June 2016, the Arkansas Department of Correction population totaled **17,973** representing an increase of **266** inmates since the first of January 2016. Calendar year 2016 saw an increase of **44** inmates per month, up from an average decrease of **14** inmates per month during calendar year 2015.

**Average County Jail Back-up** – The backup in the county jails averaged **1,123** inmates per day during the month of June – down from an average of **1,220** inmates per day during the month of May. Average County Jail Back-up for FY16 is **1,569** down from FY15 average of **2,396**.

## **LEGAL SERVICES**

### **PREA**

#### **PREA Hotline Data:**

There were no reported issues with the PREA Hotline. The 1st internal PREA audit was conducted June 20th and 21st at MCWRC.

Number of calls received	180
Total Number of Repeat Calls	59
Total Number of Calls with no message	45
Total Reported PREA Issue Calls	26
Total Reported non-PREA Calls	50
Total Calls due to Technical Failure	0
Totals Calls Referred to Internal Affairs Div	10

## **INMATE GRIEVANCE**

**Inmate Formal / Informal Grievances:** In June, there were a total of **2,318** formal grievances filed and **4,200** informal grievances filed at various units.

**Institutional Grievances:** There were a total of **626** appeals of institutional grievances received and **513** appeals were answered in June. Six (6) were found with merit.

## **OPERATIONS/INSTITUTIONS** **FARM**

During the month of June, all farms completed planting the remainder of the row crops. The Cummins Unit farm harvested and stored the oats at the feed mill for the horses for the upcoming year. Crops are being irrigated at the farms due to inadequate rain received this month.

We have been moving a lot of produce out of the gardens across the state. We ship as much as we can fresh to the kitchens. Excess produce is stored at the vegetable processing plant at the Varner Unit. Plans are underway for the Fall gardens in an effort of reaching the goal of harvesting garden produce 12 months a year.

Hay season is in full swing at all locations. We have a high goal set of 10,000 bales to carry us through the winter. The Ouachita Unit will be working with the University of Arkansas Extension Service on a hay project. This will provide research data for the university and expert advice on our production. We will be partnering with the extension service on some other pasture work at the Cummins Unit.

The layer operation is doing well. Numbers are back over 100,000 eggs per day, despite the heat we have been experiencing.

Summer heat does take a toll on our dairy and swine operations. We have to move the animals during the cool of day to minimize the stress from the heat experienced daily.

The new equipment leases went into effect in June. We made a smooth transition from PTI to Greenway Equipment. Some pieces are not scheduled to be manufactured until July, however Greenway put equipment in place for our use until the equipment is manufactured and delivered.

Regional Maintenance Hours

Regional Maintenance Hours	June
Benton Unit	8,187
Delta Regional Unit	4,952
East Arkansas Unit	4,888
Grimes Unit	3,000
McPherson Unit	1,808
Boot Camp	3,145
Mississippi Co Work Release	2,544
North Central Unit	11,752
Ouachita River	5,376
Randall Williams Unit	4,760
Texarkana Regional Unit	3,049
Varner Unit	4,386
Wrightsville Satellite Unit	2,576
Wrightsville Unit	3,696
<b>Total Hours</b>	<b>64,119</b>

Work Release Rent Report

Work Release Rent Report	June, 2016
Benton Unit	\$114,733.00
Pine Bluff Re-entry Work Release	\$21,081.00
Northwest AR Wk Release Center	\$39,185.00
Mississippi Co Wk Release Center	\$51,391.00
Pine Bluff Unit	\$31,841.00
Texarkana Regional Correctional Center	\$39,797.00
<b>TOTAL</b>	<b>\$298,028.00</b>

Preparing for Success: June 2016

	Slots	Completed	Discharged	End Count
McPherson	15	2	2	6
Ester-4 BKS	50	3	4	54
Ester-5 BKS	50	7	2	55
<b>Total</b>	<b>115</b>	<b>12</b>	<b>8</b>	<b>115</b>

There are **690** males and **65** females on the waiting list within **42** months of their release date and of those, **9** males and **0** female are mandated by the Board of Parole. The average time on the waiting list is about three months. The total on the waiting list, including those not currently within the identified time frame, is **761** males and **91** females.

**ADMINISTRATIVE SERVICES**BUDGET SECTION UPDATE

One Act 715 case was held on June 14, 2016 in the Pulaski County Courthouse against Inmate Xavier Guley #148918. Judge Fox ordered full reimbursement of **\$29,500** to the state to help pay for the care and custody of Inmate Guley.

One Act 715 case was held on June 28, 2016 in the Pulaski County Courthouse against Inmate Dexter Harmon #152483. Judge Piazza ordered full reimbursement of **\$4, 418.73** to the state to help pay for the care and custody of inmate Harmon.

Procurement Section Update:**Current Bids (OSP)**

Ester Unit Phase III- Ceiling Material  
Flour

**Awarded Contracts**

Ester Unit-Plumbing Components  
Metal Building (ORCU Chapel)

**Procurement/Contracts Report (required by policy) –**

For June, Purchase orders and Contracts in excess of **\$10,000** amounted to **\$2,423,742.66**. Of this amount, **\$1,020,865.75** was for Inmate Care and Custody related items (food, shoes, clothing, etc.). Bulk fuel costs for the month of June were **\$12,146.36** – average cost of E-10 was \$1.77/gallon; no bulk diesel was purchased for the month of June.

HUMAN RESOURCES UPDATE:

**Workplace Safety** – In June, the modified version of the Health and Safety Plan was presented to one Basic Training class with a total of **67** cadets in attendance.

Fifty-five incidents were reported to the company nurse in June, which brings our total to **379** incidents in 2016.

**Benefits** – Twenty-six MIPS promotions and **173** MIPS payments were made. Eighty-four FMLA requests were processed with **80** approved and **4** denied. A total of **8** CAT leave requests were processed with **3** approved and **5** denied. One application was received and approved for shared leave; totaling **560** hours of donated time.

**Physical Assessments** –A total of **187** applicants and incumbent personnel were assessed in the month of June. One hundred-seven incumbent personnel successfully passed their physical assessments. Seventy-nine applicants passed their employment assessments; one did not. The applicant who failed has not rescheduled.

**Employment** -- A total of **2,052** applications were received in June. Sixty-seven non-correctional applications and 113 CO I applications were processed. Sixty Correctional Officers were hired and **17** Correctional Officers were rehired.

**Vacancies, Hires, and Terminations** - In June 2016, a total of **564** vacancies, **73** new hires, and **79** terminations were at the various ADC locations.

**Administrative Services Division Monthly Reports (attached) include:**

**Gifts, Grants, and Donations/Inmate Welfare Fund Balance (required by policy)** – During the month of June 2016, are reported as follows:

**Gifts, Grants and Donations:**

Two-hundred and five dollars was donated in the month of June.

**Inmate Welfare Fund** balance on June 30, 2016 was **\$4,933,957.25**.

**PAWS in Prison Fund** total on June 30, 2016 were **\$60,914.11** in ADC- Account (7004822/ Donations) **\$19,159.55** and ADC account (NDC0500/Recycling) **\$41,754.56**. This does not include the Foundation account managed by PIP Foundation Board.

**INFORMATION TECHNOLOGY**

**In June, the IT department:**

- Completed and submitted the Fiscal Year 2018-2019 IT Plan.
- The Edovo Inmate Tablets for Re-Entry have been deployed and are operational at the East Arkansas Regional Facility. We have received positive responses.
- Fiber infrastructure was installed by the telephone company allowing the data circuits to be converted from an AVPN to an Ethernet circuit at Delta Regional, East Arkansas, and North Central Units. This change reduces the monthly cost of the data circuits, saving the agency funds.
- Attended a DIS meeting where DIS discussed its intention to have an outside source test the state network for penetration. Also discussed was its intention to select several state agencies in which to install a tool that will test the agencies' networks for vulnerabilities. The requested agency participation will be announced at a later date.
- EOMIS staff has been visiting each Records Department to provide training on ID/DL processing and making recommendations on equipment placement.
- Progress for the School District EOMIS development project includes discussion on report requirements and the process for identifying inmates for special and alternative education.
- Rebuilt the Thin Client DMZ to filter the inmate Law Library and QuickBooks.
- Participated in a DIS Web Meeting on Cloud Security.
- Worked on configuring hardware for inmates project to access the Good Grid at the Ester and Satellite Units. Computers configured in KIOSK mode are being installed. Inmates will not have access to an email account. For corrections, inmate items will be maintained in the MyPortfolio section, which provides more security. This change will provide an option for inmates to print their resumes using the KIOSK.

**TRAINING ACADEMY**

**Basic Training Division** - Capt. David Farrier's BCOT Class 2016-G graduated on June 17, 2016 with **60** cadets. The Willis H. Sargent Award winner was Bobby Kennedy from the Varner Unit. Deputy Warden John Lowe, Tucker Unit, served as the special speaker.

**In-Service Division**

- June kicked off quickly with a Management Level 1 class held from June 6th-9th. This 4 day class is for new supervisors and includes training as mandated through the office of the Governor. Guest instructors from the Office of Personnel Management Training Division presented two topics; *Arkansas Government Basics* and *HRkansas*. Other topics were taught by ADC staff and included *Performance Evaluation*, *Grievance Prevention and Handling*, *Fair Labor Standards Act*, and more. Thirty students successfully completed the class.
- Gary Hill taught two classes of Taser training. These classes were held to certify or recertify staff to use the Taser. Participants were taught the practical and legal uses of the Taser X-26 electronic device. Key issues discussed were when to deploy the device and the physical effects it has.
- Managing a Multi-Generational Workforce was a highlight for the month. This class was conducted by Linda Hill on June 15th. Anyone who manages or supervises employees needs to take this training session. The Department currently has four distinct age groups among our employees. With differing backgrounds, life experiences, goals and values, it is a challenge to successfully blend these groups into a workforce. This training session points out the strengths and weakness of each group and how to supervise them.
- As part of the Academy's Regional Training, we went to the Cummins/Varner Unit Training Center on the 29th to have two 4 hour classes, *Ruling by Fear* and *Image Matters*. We also went to the Delta Unit on the 30th to teach *Ethics for Everyone*.

**eCADEMY**

During the month of June, a total of **539** ADC employees completed a total of **8,690** hours of eCADEMY training.

Approximately **11%** of ADC employees completed at least one course during that time frame, averaging **1.82%** hours per staff member.

**HEALTH/CORRECTIONAL PROGRAMS****CHAPLAINCY SERVICES****All Facilities**

The Islamic Holy Month of Ramadan began on June 7th and continued through the end of the month. Daily opportunities for morning and evening prayer were provided to all inmate participating.

**Benton Work Release**

On June 4th, Lighthouse Church of Benton sent a group of 5 volunteers who led a worship service attended by 35 inmates. From June 16th-19th, Victory Baptist church of Benton led revival services at the facility. Seven church members came and 159 inmates attended.

**East Arkansas Regional Unit**

On the 1st and 2nd of June, Heather Powell of Arkansas Literacy Council trained 10 inmates in basic literacy tutoring.

**Grimes Unit**

The Storybook Project has seen a growth of inmate participation since its implementation on May 17th, as of June 30th, 48 inmates have participated.

**Maximum Security Unit**

On June 25th, 25 volunteers from Maximum Security Unit participated in a joint training session with Tucker Unit volunteers at the Tucker Unit.

**McPherson Unit**

From June 9th-12th, KAIROS carried out a "walk" with 37 participants.

**North Central Unit**

On June 7th, six volunteers assisted 30 inmates in the Storybook Project, which allowed the inmates to send recordings to their children of the inmate reading a story. The Mattingly Family Gospel Singing Group performed at the Unit on June 9th with 102 inmates attending.

**Ouachita River Unit**

The Gideon's Ministry passed out bibles and conducted barracks visits on June 21st. They visited with approximately 1,550 inmates.

**Tucker Unit**

From June 10th-12th, the Advanced Alternative to Violence Program was facilitated in the Island of Hope Chapel. Four volunteer Facilitators led 19 inmates through the seminar. On June 25th, Tucker Unit and the Maximum Security Unit held a joint

volunteer training at Tucker Unit. Forty-five volunteers participated.

**ACCREDITATION**

ACA Audits have been completed for the first half of the year. Audits for the Wrightsville Complex and Benton Unit are scheduled for the month of September, and Tucker Unit in October.

**ACA Internal Audits Completed:**

June 3	Benton Unit File prep
June 6-10	Central Office file prep
June 13	Benton Unit File prep
June 15-16	Central Office File prep
June 17	Benton Unit File prep
June 20	Tucker Unit File prep
June 22	Wrightsville Unit 1st pre-audit
June 27	Benton Unit File prep
June 28-30	Tucker Unit File prep

**Classes Taught:**

June 17	Training Academy (BCOT)
---------	-------------------------

**Fire/Safety and Sanitation independent audits conducted by the Fire and Sanitation Coordinator:**

June 7	Delta Unit File Review
June 13-16	Tucker Unit Independent Audit
June 22	Quarterly Fire/Safety and Tool Control Officers Meetings
June 29	Wrightsville Unit Independent Audit

**VOLUNTEER SERVICES**

The total number of volunteer hours for June 2016:

Unit	Hours
Benton	16
Delta Regional	6
East Arkansas	16
Hawkins	30.5
Mississippi Co Work Release	12
Ouachita River	28
Randall Williams	32
Maximum Security	32.5
Tucker	12
Wrightsville Satellite	342
Wrightsville-Men	8
PAWS	4
Religious-All Units	6385
<b>TOTAL</b>	<b>6981</b>

**PROGRAM INFORMATION****Sex Offender Treatment**

	SLOTS	COMPLETED	REMOVED	CLIENTS
RSVP	238	59	8	182
SOFT	30	0	0	13
Total	268	9	14	195

There are 800 males on the waiting list for RSVP and 14 females on the waiting list for SOFT within five years of their TE date and of those, 91 are mandated by the Parole Board. The average time on the waiting list from request is about three to six months for stipulated. The total on the waiting list, including those not currently within the identified time frame, is **1,595** males and **19** females. We have one **PREA** inmate in the program at this time.

**Therapeutic Community:**

	Slots	Completed	Removed	Clients
Tucker	129*	7	8	136
Wrightsville	45*	6	1	47
McPherson	50*	4	2	60
Total	224	17	11	243

There are **183** males and **11** females on the waiting list within 18 months of their release date and of those **16** are mandated by the Parole Board. The average time on the waiting list from request

is **26** days. The total on the waiting list, including those not currently within the identified time frame, is **525** males and **48** females.

\*Denotes transitional beds available at this treatment program. Tucker TC has 129 client slots and seven peer counselor slots.

**S.A.T.P.:**

	Slots	Completed	Removed	Clients
Grimes	50*	8	4	49
McPh	100*	18	5	111
MSU	3	0	0	3
RLW/CF	188*	37	10	182
Tucker	43*	9	2	43
Varner	44	9	4	46
Wrightsville	135*	15	12	141
Total	<b>563</b>	<b>97</b>	<b>37</b>	<b>575</b>

There are **2,118** males and **350** females on the waiting list within 18 months of their release date and of those **30** are mandated by the Parole Board. The average time on the waiting list from request is **20** days. The total on the waiting list including those not currently within the identified time frame is **2,979** males and **458** females.

\*Denotes transitional beds available at this treatment program.

**OUACHITA R.P.U.:**

The Residential Program Unit at Ouachita had **14** admissions and **5** discharges in June for an end-of-month count of **75**.

**McPherson R.P.U.:**

There were **3** admissions and **1** were discharged in June for an end-of-month count of **39**.

**Habilitation Program:**

The Habilitation Program at the Ouachita River Correctional Unit provided treatment services to **38** inmates during June. There were no admissions and no discharges for an end-of-month count of 38.

**Staffing:**

The following Mental Health Services and SATP positions were vacant in May and June.

	May	June
Psychologists	7	7
Social Workers	11	11
Advisors	3	2
Substance Abuse Program Leaders	2	2
Admin Specialist/Analyst	1	1
Substance Abuse Program Coordinator	1	0



**ADDITIONAL PROGRAM INFORMATION****Self-study Classes:**

	# of Participants	# Completed	Waiting List
Anger Management	470	346	1,543
Thinking Errors	598	473	2,369
Substance Abuse Education	121	47	532
Communication Skills	100	68	1,326
Domestic Violence	52	38	687
Victims of Domestic Violence	49	49	70
Stress Management	118	77	1,422
Parenting	198	165	1,360

**Suicide:**

There were **110** suicidal threats, gestures or low/moderate risk attempts during June. There was one serious attempt that did not result in death.

**Outpatient:**

There were 2,258 inmates on the mental health medical log at the beginning of June. Mental Health conducted the following contacts during June:

Case management contacts	2,299
Requests for interviews	6,624
Testing	8
Intakes	1,065
Unit requests	1,532
Counseling (with treatment plans)	47
Pre-lock up reviews	605
Routine segregation reviews	118
Segregation rounds	12,516
PREA evaluations	49
Routine follow-up	242
834 requests	39

**County Mental Health Requests:**

During June, there were **72** requests of a mental health nature received. Fifty-five inmates were fast tracked to ADC.

**Monetary Sanctions:**

Sanction reimbursements for June were **\$34,100.00**.

**County Medical Health Requests:**

During June, there were **336** requests of a medical nature received and **12** were fast tracked to ADC.

**Deaths:**

There were **5** inmate deaths during the month of June; **2** were claimed, **2** cremated and **1** buried.

**CCS:**

See attachment for CCS's report regarding outside beds and emergency room visits.

**Medical Grievances:**

In June, there were a total of **281** appeals of medical grievances received and **218** appeals were answered. Twenty-four of those were found to be with merit and **4** with merit but resolved.

**SEX OFFENDER ASSESSMENT****Assessments Completed:**

Risk Level	October	Sept. 1999 thru June 30, 2016
Level 1	1	1,151
Level 2	42	6,256
Level 3	12	6,046
Level 4	0	568
Default 3	0	*
<b>Total</b>	<b>55</b>	<b>14,021</b>
*Default Level 3's are included in the total number of Level 3's to date.		

**ACIC Numbers:**

The total number of sex offenders registered from Sept. 1, 1999 to June 30, 2016:

In Compliance	7,305
Delinquent (Did not return address on time)	892
Confined	2,952
Out of State	2,971
Address Unknown (absconded)	179
Deceased	1,015
Deported	166
Incapacitated	68
Out of USA	4
<b>Total</b>	<b>15,552</b>

**PAWS IN PRISON****Currently Enrolled in Training:**

Maximum Security Unit	6
Tucker Unit	11
Hawkins Unit	5
Randall Williams Unit	4
Ouachita River Unit	4
North Central Unit	8
Total	38

**Completed Training:**

June 2016	17
YTD 2016	117
Since Inception Dec. 2011	776
Dogs Currently in foster: (Graduated but not adopted)	5

**CONSTRUCTION****PROJECT UPDATES****Barbara Ester Unit:**

Barracks are continuously being renovated. The entire unit is being re-roofed. We continue to make purchases. We are installing new metal ceilings and working on plumbing and electrical; Renovations of Phase 1 & 2 are in the completion stage. Demolition also continues for phase 3. The bid placed on the new school metal building has been awarded. Foundation footings and the floor slab has been poured.

**Cummins Unit:**

Roof and interior repairs are being made on Freeline residences. As weather permits, gravel is being hauled from Malvern gravel pit to the wastewater plant. Pine Bluff construction crew is assisting with remodeling the farm residence.

**Cummins Poultry:**

Generator is tested weekly.

**Delta Unit:**

Repairs are still be rendered on storm damage. The roof repair bid has closed and is in review.

**East Arkansas Regional Unit:**

Work continues on the new firing range. The pavilion roof and under pinning on State trailers are complete. Material has been received for the removal of the farm building. Requisitions are being prepared for Freeline gates. Received purchase for plumbing to install stainless steel in barracks.

**HDRS Building:**

Working on extending parking lot.

**Ouachita River Correctional Unit:**

Gravel operations are continuously being rendered. The Chapel metal bid has been awarded. We are also working on foundation and underground utilities.

**NCU:**

Completed Recreation yards for the Baxter County Jail.

**Maximum Security Unit:**

The boiler is being repaired. The metal ceilings on the walkways in the barracks are being worked on.

**Tucker Unit:**

Layne Well Drilling has arrived and started drilling new well. ADC will lay 1000' of 8' waterline as a part of this project. All material for the 8ft waterline are being provided by Layne as a part of their contract.

**CONSTRUCTION PERSONNEL UPDATE:**

1-Project Supervisor-interviewed  
 1-Admin Specialist I-filled  
 1-COI-approved  
 1-Engineer –pending  
 3-Maintenance Technicians-interviewed  
 1-Assistant Maintenance Supervisor-approved

## 2016 INFORMAL GRIEVANCE REPORT

[illegible]

## 2016 FORMAL GRIEVANCE REPORT

[illegible]



**Inmate Institutional Grievance Appeal Report  
June 2016**

	Received	Rejected	Processed W/O Merit	Processed W/ Merit
Benton Unit	0	0	0	0
Benton Work Release	0	0	0	0
Bowie County Texas Correctional Facility	7	11	17	0
Cummins Unit	17	12	28	0
Cummins Modular Unit	1	1	0	0
Delta Regional Unit	10	1	4	0
East Arkansas Regional Unit	17	6	28	0
East Arkansas Regional Maximum Unit	30	6	43	1
Grimes Unit	22	9	41	0
Maximum Security Unit	51	16	62	3
McPherson Unit	23	8	22	0
McPherson Mental Health Residential Program Unit	2	2	0	0
Mississippi County Work Release Center	0	2	0	0
Northwest Arkansas Work Release Center	0	0	0	0
North Central Unit	21	10	18	0
Ouachita River Correctional Unit	35	5	14	0
ORCU Hospital	1	0	0	0
ORCU New Commitment	0	0	0	0
ORCU Mental Health Residential Program Unit	0	0	2	0
Pine Bluff Unit	1	0	1	0
Ester Unit	1	0	1	0
Pine Bluff Re-Entry	0	0	0	0
Randall L. Williams Correctional Facility	3	4	5	0
Texarkana Regional Correctional Center	0	2	0	0
Tucker Unit	32	14	9	1
Varner Super Max	161	33	166	1
Varner Unit	29	8	38	0
Wrightsville Unit	5	2	6	0
Wrightsville Satelite Unit	0	0	0	0
Hawkins Center	2	2	2	0
Hawkins for Males	0	1	0	0
Hawkins SPU	0	0	0	0
<b>Total</b>	<b>471</b>	<b>155</b>	<b>507</b>	<b>6</b>

<b>Admissions and Releases</b>			
<b>June 2016</b>			
<b><u>Admissions</u></b>	<b><u>Male</u></b>	<b><u>Female</u></b>	<b><u>Total</u></b>
Asian	3	0	3
Black	298	16	314
Hispanic	21	1	22
Nat. Amer.	4	1	5
Hawaiian/Pacific Isl	1	0	1
White	498	82	580
Other	0	0	0
Unknown	0	0	0
<b>Total</b>	<b>825</b>	<b>100</b>	<b>925</b>
<b><u>Releases</u></b>	<b><u>Male</u></b>	<b><u>Female</u></b>	<b><u>Total</u></b>
Asian	3	0	3
Black	245	20	265
Hispanic	26	1	27
Nat. Amer.	3	0	3
Hawaiian/Pacific Isl	0	0	0
White	383	73	456
Other	0	0	0
<b>Total</b>	<b>660</b>	<b>94</b>	<b>754</b>

**ARKANSAS DEPARTMENT OF CORRECTION**  
**INMATE POPULATION GROWTH 2000-2023**

Updated 06/30/2016

Mo.	2000	2001	2002	2003	2004	2005	2006	2007	2008	2009	2010	2011	2012	2013	2014	2015	2016
Jan.	11,984	11,908	12,402	13,015	13,105	13,595	13,481	13,839	14,518	14,796	15,334	16,312	15,134	14,815	17,481	18,142	17,785
Feb.	12,169	12,022	12,529	13,054	13,166	13,783	13,633	14,012	14,603	14,883	15,374	16,209	14,990	15,008	17,438	18,082	17,625
March	12,006	12,033	12,299	13,108	13,088	13,418	13,534	13,772	14,580	14,843	15,290	16,095	14,964	14,665	17,395	18,233	17,573
April	12,069	12,167	12,465	13,213	13,323	13,469	13,554	13,851	14,769	14,937	15,570	16,172	15,124	14,850	17,604	18,703	17,815
May	12,109	12,384	12,558	13,463	13,556	13,528	13,711	14,146	14,880	15,146	15,694	16,062	15,132	15,074	17,593	18,693	17,769
June	12,005	12,108	12,439	13,418	13,389	13,251	13,430	13,915	14,700	15,025	15,564	15,554	14,832	14,825	17,340	18,813	17,973
July	12,030	12,190	12,622	13,509	13,528	13,286	13,560	14,082	14,868	15,195	15,807	15,519	14,879	15,379	17,522	18,870	
August	12,087	12,371	12,815	13,565	13,632	13,419	13,646	14,224	15,100	15,385	15,829	15,240	14,675	16,103	17,549	18,806	
September	11,983	12,289	12,774	13,341	13,516	13,237	13,652	14,217	14,850	15,285	16,025	15,172	14,724	16,412	17,605	18,549	
October	12,119	12,348	12,942	13,341	13,584	13,363	13,775	14,349	14,836	15,381	16,311	15,271	14,856	16,993	17,880	18,430	
November	12,094	12,408	13,162	13,408	13,706	13,587	13,913	14,437	15,025	15,340	16,460	15,205	14,625	17,168	17,848	17,981	
December	11,856	12,333	12,845	13,106	13,470	13,338	13,728	14,315	14,716	15,199	16,204	15,062	14,654	17,235	17,874	17,707	
Net Ann. Inc.	29	477	512	261	364	-132	390	587	401	483	1,005	-1,142	-408	2,581	639	-167	266
Avg. Mo. Inc.	2	40	43	22	30	-11	33	49	33	40	84	-95	-34	215	53	-14	44

Population is total jurisdictional count at end of each month. Population at end of month December 1999 was 11,827.

Average monthly population increase for past fifteen years 2001 - 2015 is 33.

Average monthly population increase for past ten years Jan 2006 - Dec 2015 is 36.

Average monthly population increase for past five years 2011 - 2015 is 25.

**Projected at Growth of 33 per Month**

Mo.	2008	2009	2010	2011	2012	2013	2014	2015	2016	2017	2018	2019	2020	2021	2022	2023
	<b>Actual</b>	<b>Actual</b>	<b>Actual</b>	<b>Actual</b>	<b>Actual</b>	<b>Actual</b>	<b>Actual</b>	<b>Actual</b>	<b>Actual/Proj.</b>	<b>Proj.</b>	<b>Proj.</b>	<b>Proj.</b>	<b>Proj.</b>	<b>Proj.</b>	<b>Proj.</b>	<b>Proj.</b>
January	14,518	14,796	15,334	16,312	15,134	14,815	17,481	18,142	17,785	18,204	18,600	18,996	19,392	19,788	20,184	20,580
February	14,603	14,883	15,374	16,209	14,990	15,008	17,438	18,082	17,625	18,237	18,633	19,029	19,425	19,821	20,217	20,613
March	14,580	14,843	15,290	16,095	14,964	14,665	17,395	18,233	17,573	18,270	18,666	19,062	19,458	19,854	20,250	20,646
April	14,769	14,937	15,570	16,172	15,124	14,850	17,604	18,703	17,815	18,303	18,699	19,095	19,491	19,887	20,283	20,679
May	14,880	15,146	15,694	16,062	15,132	15,074	17,593	18,693	17,769	18,336	18,732	19,128	19,524	19,920	20,316	20,712
June	14,700	15,025	15,564	15,554	14,832	14,825	17,340	18,813	17,973	18,369	18,765	19,161	19,557	19,953	20,349	20,745
July	14,868	15,195	15,807	15,519	14,879	15,379	17,522	18,870	18,006	18,402	18,798	19,194	19,590	19,986	20,382	20,778
August	15,100	15,385	15,829	15,240	14,675	16,103	17,549	18,806	18,039	18,435	18,831	19,227	19,623	20,019	20,415	20,811
September	14,850	15,285	16,025	15,172	14,724	16,412	17,605	18,549	18,072	18,468	18,864	19,260	19,656	20,052	20,448	20,844
October	14,836	15,381	16,311	15,271	14,856	16,993	17,880	18,430	18,105	18,501	18,897	19,293	19,689	20,085	20,481	20,877
November	15,025	15,340	16,460	15,205	14,625	17,168	17,848	17,981	18,138	18,534	18,930	19,326	19,722	20,118	20,514	20,910
December	14,716	15,199	16,204	15,062	14,654	17,235	17,874	17,707	18,171	18,567	18,963	19,359	19,755	20,151	20,547	20,943
Net Ann. Inc.	401	483	1,005	-1,142	-408	2,581	639	-167	464	396	396	396	396	396	396	396
Ave. Mo. Inc.	33	40	84	-95	-34	215	53	-14	39	33	33	33	33	33	33	33

		June 2016 Monthly Population Averages																					
		6/1	6/2	6/3	6/6	6/7	6/8	6/9	6/10	6/13	6/14	6/15	6/16	6/17	6/20	6/21	6/22	6/23	6/24	6/27	6/28	6/29	6/30
Unit/Center																							
Benton	326	324	324	323	327	328	328	326	330	328	328	330	331	329	329	333	333	329	333	330	336	336	AVG
Cummins	1,923	1,935	1,928	1,921	1,923	1,922	1,918	1,922	1,919	1,918	1,923	1,923	1,919	1,938	1,942	1,940	1,941	1,948	1,944	1,944	1,938	1,936	1,935
Delta	611	619	615	625	621	627	624	627	624	627	627	627	626	625	625	622	619	628	623	623	628	626	623
E AR Reg	1,679	1,684	1,688	1,690	1,689	1,689	1,686	1,686	1,683	1,686	1,686	1,686	1,686	1,684	1,684	1,677	1,670	1,685	1,688	1,690	1,685	1,687	1,686
Ester	361	371	369	379	378	376	376	376	371	376	377	372	372	374	370	378	378	376	379	374	371	378	379
Grimes	1,075	1,070	1,077	1,076	1,080	1,077	1,073	1,071	1,075	1,078	1,078	1,078	1,072	1,071	1,078	1,075	1,073	1,078	1,063	1,073	1,079	1,078	1,075
Max Sec	664	662	661	664	633	632	631	642	645	647	652	652	649	650	649	649	649	649	650	650	639	639	648
McPherson	1,006	1,005	1,006	1,002	1,006	1,000	1,005	1,011	1,009	1,017	1,017	1,017	1,017	1,022	1,022	1,020	1,011	1,022	1,024	1,024	1,023	1,025	1,024
MCWRC	140	140	141	144	144	144	144	144	144	144	144	143	143	143	143	143	143	143	144	144	144	144	
N Central	831	837	827	831	830	830	842	841	839	837	837	835	835	832	832	832	834	834	818	828	835	834	833
NWAWRC	100	100	100	100	99	100	100	100	100	100	100	100	100	100	100	100	98	99	97	97	97	98	99
Ouachita River	1,779	1,820	1,838	1,801	1,830	1,851	1,855	1,833	1,849	1,847	1,849	1,847	1,842	1,841	1,852	1,846	1,857	1,854	1,855	1,868	1,855	1,853	1,841
Sandall L William	554	563	567	569	568	568	564	564	569	561	565	562	562	560	562	562	565	564	560	561	565	564	563
Pine Bluff	434	431	427	432	431	427	427	427	430	431	430	432	428	431	433	431	433	430	430	434	432	430	426
PB Reentry	54	53	54	53	53	53	53	53	53	53	54	54	54	54	54	54	54	53	54	54	54	54	54
TRCC	123	123	126	126	126	126	126	126	127	126	126	126	127	127	127	126	125	125	124	124	128	128	126
Tucker	989	992	1,001	1,004	1,008	1,008	1,015	1,016	1,009	1,014	1,015	1,010	1,010	1,016	1,015	1,016	1,017	1,015	1,014	1,009	1,016	1,015	1,011
Varner	1,732	1,738	1,735	1,739	1,738	1,736	1,739	1,736	1,736	1,732	1,725	1,739	1,735	1,737	1,729	1,738	1,740	1,743	1,741	1,739	1,744	1,741	1,745
Wrightsville	1,474	1,474	1,481	1,488	1,489	1,495	1,487	1,488	1,485	1,484	1,481	1,481	1,484	1,481	1,479	1,482	1,493	1,494	1,494	1,496	1,495	1,500	1,488
Total ADC	15,855	15,941	15,965	15,967	15,973	15,988	15,988	15,991	15,988	15,994	16,004	16,031	15,992	16,015	16,026	16,024	16,033	16,069	16,035	16,062	16,074	16,067	16,007
ALETA	19	19	19	19	19	19	19	19	20	20	20	20	20	20	20	20	20	20	20	20	20	20	20
Ar State Police	63	64	63	63	63	63	63	63	62	62	62	62	62	62	62	62	62	62	65	63	63	62	63
Co Jail / M	1,207	1,115	1,107	1,075	1,045	1,043	1,053	1,053	1,090	1,062	1,069	1,058	1,091	1,094	1,087	1,103	1,126	1,125	1,145	1,144	1,135	1,158	1,106
Co Jail / F	8	7	10	7	9	13	17	12	24	21	11	11	11	11	12	20	26	22	24	29	33	32	35
Total Co Jail BK	1,215	1,122	1,117	1,082	1,054	1,056	1,070	1,102	1,086	1,090	1,069	1,069	1,102	1,105	1,099	1,123	1,152	1,147	1,169	1,173	1,168	1,190	1,227
Bowie Co., TX	333	335	335	335	335	334	334	334	335	335	335	335	335	335	334	335	334	334	334	335	335	334	335
309M	239	239	235	241	242	242	240	238	235	235	235	234	233	231	228	229	229	228	228	227	227	226	233
309F	33	33	33	33	33	33	33	33	33	33	33	33	33	33	33	33	33	33	33	33	33	32	
Total Act 309	272	272	268	274	275	275	273	271	268	268	267	266	266	264	261	262	262	262	261	261	260	260	266
Total Non ADC	1,902	1,812	1,802	1,773	1,746	1,747	1,759	1,790	1,771	1,775	1,753	1,785	1,786	1,776	1,802	1,830	1,825	1,849	1,852	1,846	1,866	1,801	
Total	17,757	17,753	17,767	17,740	17,719	17,736	17,750	17,778	17,765	17,779	17,784	17,777	17,801	17,802	17,826	17,863	17,894	17,884	17,914	17,920	17,933	17,951	17,813

## Fiscal Year 2016 County Jail Back-up

DAY	Jul-15	Aug-15	Sep-15	Oct-15	Nov-15	Dec-15	Jan-16	Feb-16	Mar-16	Apr-16	May-16	Jun-16
1	2,674	* 2,556	2,276	1,973	* 1,801	1,591	1,189	1,132	960	914	* 1,100	1,215
2	2,615	* 2,556	2,274	1,979	1,829	1,570	* 1,189	1,155	936	* 914	1,085	1,122
3	2,618	2,558	2,267	*	1,979	1,530	* 1,189	1,180	946	*	1,105	1,117
4	* 2,618	2,572	2,236	*	1,979	1,487	1,189	1,201	947	909	1,125	* 1,117
5	* 2,618	2,592	* 2,236	1,938	1,869	* 1,487	1,155	1,213	* 947	916	1,127	* 1,117
6	2,618	2,598	* 2,236	1,899	1,887	* 1,487	1,142	* 1,213	947	912	1,141	1,082
7	2,638	2,615	2,180	1,900	* 1,887	1,421	1,132	*	940	922	* 1,141	1,054
8	2,669	* 2,615	2,180	1,895	*	1,887	1,100	1,187	971	929	* 1,141	1,056
9	2,686	* 2,615	2,174	1,895	1,848	1,378	* 1,100	1,185	981	*	1,153	1,070
10	2,677	2,621	2,181	*	1,895	1,370	* 1,100	1,216	1000	*	1,155	1,102
11	* 2,677	2,625	2,147	*	1,895	1,341	1,042	1,226	1032	912	1,180	* 1,102
12	* 2,677	2,597	* 2,147	1,895	1,854	* 1,341	1,031	1,219	* 1032	939	1,221	* 1,102
13	2,660	2,606	* 2,147	1,879	1,826	*	1,341	1,219	* 1032	975	1,237	1,086
14	2,635	2,607	2,116	1,897	* 1,826	1,323	1,005	*	999	1,001	* 1,237	1,090
15	2,614	* 2,607	2,100	1,914	*	1,826	992	1,229	960	*	1,237	1,069
16	2,587	* 2,607	2,074	1,886	1,819	1,276	* 992	1,229	974	*	1,226	1,102
17	2,576	2,614	2,067	*	1,886	1,279	* 992	1,207	962	*	1,225	1,105
18	* 2,576	2,651	2,034	* 1,886	1,826	1,234	1,007	1,239	917	1,028	1,261	* 1,105
19	* 2,576	2,666	* 2,034	1,862	1,817	*	1,007	1,241	* 917	1,012	1,279	* 1,105
20	2,541	2,705	* 2,034	1,872	1,805	*	1,027	*	917	1,006	1,305	1,099
21	2,550	2,687	2,031	1,856	* 1,805	1,207	1,044	*	908	1,025	* 1,305	1,123
22	2,546	* 2,687	2,023	1,853	* 1,805	1,201	1,072	1,243	908	1,038	* 1,305	1,152
23	2,542	* 2,687	2,019	1,843	1,820	1,208	* 1,072	1,189	918	*	1,277	1,147
24	2,550	2,685	2,034	* 1,843	1,780	1,241	* 1,072	1,155	888	*	1,281	1,169
25	* 2,550	2,605	2,023	* 1,843	1,728	1,241	1,091	1,090	903	1,038	1,276	* 1,169
26	* 2,550	2,553	* 2,023	1,821	1,634	* 1,241	1,088	1,043	* 903	1,066	1,321	* 1,169
27	2,533	2,453	* 2,023	1,814	1,634	* 1,241	1,110	* 1,043	903	1,063	1,345	1,173
28	2,535	2,309	2,027	1,815	* 1,634	1,241	1,139	*	879	1,075	* 1,345	1,168
29	2,525	* 2,309	1,975	1,815	* 1,634	1,244	1,138	959	893	1,100	* 1,345	1,190
30	2,549	* 2,309	1,958	1,801	1,634	1,212	1,138		892	*	1,174	1,227
31	2,556	2,272		*	1,801		1,138		924		1,174	
Average	2,598	2,572	2,109	1,881	1,798	1,324	1,087	1,178	943	989	1,220	1,123
Notes: Totals do not include 309 Contracts in County Jails (maximum of 336)												
FY Average:												1,569

# CHAPLAINCY

Monthly Report for: June 2016	BENTON	CUMMINS	DELTA REGIONAL	EAST ARKANSAS	EAST ARKANSAS MAX	ESTER	GRIMES	HAWKINS	MAXIMUM SECURITY	MCPHERSON	NORTH CENTRAL	OUACHITA RIVER	PINE BLUFF	RANDALL L. WILLIAMS	TUCKER	VARNER	VARNER MAX	WRIGHTSVILLE	PTF	TOTAL
<b>Services Chaplains Oversaw</b>																				
Christian																				
Population	9	13	1	3	0	15	22	15	11	12	9	22	3	13	8	6	0	13	0	175
Segregation	0	0	0	0	0	0	0	0	0	0	0	0	0	0	0	0	0	0	0	0
Muslim																				
Population	0	4	1	2	0	4	5	8	0	2	1	1	1	5	0	4	0	1	0	39
Segregation	0	0	0	0	0	0	0	0	0	0	0	0	0	0	0	0	0	0	0	0
<b>Total Services</b>																				<b>214</b>
<b>Volunteers in Charge</b>																				
Protestant	22	32	2	28	0	7	25	9	24	42	22	13	11	11	24	29	0	14	0	315
Catholic	0	0	0	3	0	0	3	1	0	3	2	1	1	1	0	4	1	1	0	21
Muslim	0	0	0	4	0	0	0	0	0	0	0	6	0	1	0	2	0	1	0	14
Other	4	0	1	9	0	0	0	0	1	4	0	0	0	0	0	0	0	0	0	19
Baptism	0	5	0	5	0	0	13	0	0	0	3	0	0	5	2	0	0	0	0	33
Marriages	2	0	0	2	0	1	0	0	0	0	0	1	0	0	0	0	0	1	0	7
<b>Distributed by Chaplains</b>																				
Greeting Cards	150	1300	25	0	0	65	315	0	400	904	54	5	280	28	314	491	220	0	0	4551
Bibles, Quran, Torah, Etc.	75	10	34	176	7	22	16	31	20	47	18	250	10	25	10	111	12	15	0	889
Study Course	150	114	0	2	0	0	16	0	120	0	0	10	10	10	780	23	2	0	0	1237
Writing Supplies	50	97	0	0	0	0	22	588	850	0	0	60	0	8	0	0	0	0	0	1675
Literature	200	876	52	1461	2	0	398	0	1100	356	635	565	300	12	310	1604	70	350	100	8391
<b>Chaplain's Visits</b>																				
Barracks	63	155	20	24	18	96	67	27	101	122	24	168	72	58	94	75	38	33	10	1265
Approximate Hours Spent in Barracks	42	59	7	30	10	49	34	45	25	61	18	25	35	26	23.5	5	20	33	5	553
Inmate Office visits	74	101	90	62	26	300	221	47	54	110	42	228	108	120	206	67	0	42	6	1904
Other Office visits	16	16	9	0	0	6	3	0	10	4	0	0	10	10	35	63	2	30	0	214
Hospital	0	2	0	0	0	0	3	0	0	0	1	24	0	9	0	0	0	0	0	39
Infirmary/Sick Call	0	4	0	0	0	4	15	0	2	4	6	4	4	12	2	0	0	0	0	57
Admin Seg	0	10	0	0	16	0	0	0	32	8	0	10	0	0	0	13	10	0	0	99
Segregation	0	0	0	0	0	0	196	3	0	8	0	13	4	12	0	13	10	0	0	259
Punitive	0	11	4	0	0	0	0	0	13	8	5	21	4	12	3	4	0	4	0	89
PC	0	0	1	0	0	0	0	0	0	8	0	0	0	0	0	0	0	0	0	9
Visitation Days	0	0	0	0	0	0	0	0	0	0	6	5	0	0	0	0	0	0	0	11
<b>Volunteer Visits</b>																				
RCV	1	0	0	0	0	0	7	0	55	23	10	123	0	18	17	0	0	0	0	254
OCV	29	0	0	0	0	6	0	0	47	50	31	12	15	20	43	20	0	42	0	315
Spiritual Advisor	0	1	0	0	0	0	1	0	0	1	0	4	1	3	10	1	0	1	1	24
CRA	24	55	4	80	4	10	279	50	420	61	80	137	10	28	53	56	4	15	0	1370
<b>Religious Volunteer Hours</b>																				
Volunteer Hours	128	155	0	197	12	32	286	228	590	376	328	1,300	65	132	349	268	22	38	3	4508
DENOMINATIONAL/VOLUNTEER CHAPLAIN HOURS	117	237	0	0	0	96	47	177	68	176	186	160	52	148	97	39	2	275	0	1877
<b>Total Volunteer Hours</b>																				<b>6385</b>
<b>Other Activities of Chaplain</b>																				
Counseled Employees	14	13	4	3	0	20	9	0	7	1	6	80	9	16	4	0	0	8	0	194
Orientation Sessions	0	4	0	0	0	0	0	3	0	4	2	0	0	0	0	0	0	0	0	13
Free World Devotions	0	11	0	8	0	4	0	0	0	4	0	10	12	12	0	0	0	0	0	61
Spoke in Churches	7	20	0	28	0	8	18	0	0	3	0	10	12	12	3	0	0	12	1	134
Crisis Intervention Sessions	8	22	3	2	0	10	19	0	0	5	6	12	12	8	27	15	7	25	5	186
Marriage Counseling	2	5	0	4	0	1	4	0	0	0	0	1	0	3	0	0	0	1	1	22
Denominational Meeting	0	1	0	10	0	0	0	0	0	0	0	1	0	0	1	0	0	1	0	14
Chaplain's Meeting	0	6	0	1	0	1	1	1	0	1	1	3	1	1	1	1	0	4	4	27
Volunteer Training Session	0	0	0	1	0	9	0	0	1	1	1	2	0	0	1	1	0	0	0	17
Choir Trip	0	0	0	0	0	0	0	0	0	0	0	0	0	0	0	0	0	0	0	0
Chaplain Transfers	0	0	0	0	0	0	0	0	0	0	0	1	0	0	0	0	0	0	0	1
Chaplain Promotions	0	0	0	0	0	0	0	0	0	0	0	0	0	0	0	0	0	0	0	0
<b>PAL PROGRAM</b>																				
Enrolled at start of month	0	47	14	48	0	0	50	44	23	28	25	43	0	28	62	40	0	30	0	482
Enrolled during the month	0	5	0	5	0	0	7	24	3	18	9	3	0	4	17	15	0	2	0	112
Removed From PAL Program																				
# Paroled	0	1	0	0	0	0	1	3	0	7	2	0	0	1	1	1	0	1	0	18
# Completed	0	0	0	2	0	0	4	0	1	3	2	0	0	0	1	3	0	1	0	17
# Withdrew	0	0	0	0	0	0	0	5	0	0	1	0	0	0	0	1	0	0	0	7
# Removed	0	3	0	4	0	0	1	0	2	2	1	2	0	0	12	4	0	2	0	33
# Transferred	0	1	0	0	0	0	0	2	0	0	0	1	0	2	3	1	0	0	0	10
Total Removed from PAL Program	0	5	0	6	0	0	0	0	3	12	6	3	0	3	17	10	0	4	0	85
Total Enrolled at the End of the Month	0	47	14	47	0	0	51	58	23	34	28	43	0	31	62	45	0	28	0	511
Volunteers In PAL	0	23	2	10	0	0	19	12	11	32	5	0	0	6	3	3	0	4	0	130
Special Events:	5	0	0	1	1	0	0	1	0	1	0	4	0	1	0	1	1	0	0	16



# ARKANSAS DEPARTMENT OF CORRECTION

## Construction Budget / Status Report

Report Date - July 06, 2016

Data as of 06/30/16

		Total Projected		Available	\$ %	Construction	
Fund	Project Desc	Spend	Budget	Funds	Complete	% Complete	Notes
7004810	Cummins Poultry Houses	\$5,481,607	\$6,100,000	\$618,393	90%	90%	Generator arrived March 1. Start up March 9. Cooler in design.
7004819	ESTER - Phase 1	\$3,886,593	\$4,000,000	\$113,407	97%	97%	184 beds opened 7/1/15. Kitchen complete. 190 beds opened January 2016. Phase 3 roof and interior underway.
700481A	ESTER - Phase 2 1A	\$1,511,409	\$5,100,000	\$3,588,591	30%	80%	
7004820	ESTER - Phase 2 - Kitchen	\$373,623	\$1,700,000	\$1,326,377	22%	100%	
KBR4Q95	ESTER - Phase 3 - General Improvement Fund	\$1,621,086	\$7,400,000	\$5,778,914	22%	35%	
NDC0100	Wrightsville Generator	\$182,261	\$200,000	\$17,739	91%	100%	1st phase complete, 2nd phase prioritized.
70004820	Tucker 2016 New Well	\$388,972	\$550,000	\$161,028	71%	15%	Contractor on site, setting up, 120 days to complete
7004815	ORCU- Chapel	\$99,618	\$200,000	\$100,382	50%	10%	Building Contracted Slab poured
Pine Bluff Unit Barracks Renovation							Prelim Design Started
Telephone Projects							
Maintenance & Operations	Camera Equipment - All Units	\$403,747	\$400,000	\$96,253	81%	5%	All identified are complete.
	Camera Equipment - 509 FC	\$0	\$100,000				
	Fire Alarm Upgrades (All Units)	\$49,841	\$75,000	\$25,159	66%	71%	
	Locks/Riot Gates - All Units	\$52,272	\$75,000	\$22,729	70%	70%	
	Gates and Fences all units	\$49,800	\$50,000	\$200	100%	81%	RLW Underway
	Gas Stations - Canopy (C/O)	\$6,754	\$12,000	\$5,246	56%	85%	Canopy built in shop to do foundation
	Stainless Steel - Kitchen/Shower/Restrooms - All Units	\$131,119	\$150,000	\$18,881	87%	87%	On Going, sinks, showers, ceiling.
	ACA Maintenance	\$152,701	\$200,000	\$47,299	76%	100%	
	ADA Projects - All Units	\$3,892	\$25,000	\$21,108	16%	100%	
	Fast Top Floor Systems - (kitchen/laundry/showers all	\$27,689	\$50,000	\$22,311	55%	55%	100% of identified projects
	Lawn Equipment - All Units	\$0	\$0	\$0			Moved 1/20/16
	Parking Lot - Gravel and Paving - EARU	\$0	\$344,106	\$344,106	0%		Plans underway. For EARU
	Parking Lot - Gravel and Paving - Tucker	\$0					Tucker Complete
	Parking Lot - Gravel and Paving - Other Units	\$0					
Subtotal		\$877,815	\$2,128,027	\$603,291			
FY15 Carryforward	ORCU Gravel Pit Operations	\$84,879	\$87,762	\$2,883	97%	103%	continual
	Cummins Non-Contact Visitation	\$0	\$0	\$0	0%	0%	on hold
	Tucker Pole Barn (Reg. Maint.) Firing Range	\$15,672	\$17,932	\$2,260	87%	100%	
	Metal Ceilings	\$162,184	\$200,000	\$37,816	81%	81%	Max Barracks 1 in process.
	TWWPP Containers 4	\$17,103	\$22,103	\$5,000	77%	35%	1 of 3 built
	Subtotal		\$279,838	\$327,799	\$47,961		
FY16 New Projects	Dog Kennel/Horse Stable Malvern	\$0	\$48,000	\$48,000	0%	0%	
	Wrightsville Kitchen Roofing Repairs	\$17,894	\$15,000	(\$2,894)	119%	0%	Material on site
	Wrightsville Emergency Generator continuation	\$0	\$300,000	\$300,000	0%		Plans underway
	Boiler Repairs - Varner	\$110,739	\$100,000	(\$10,739)	111%	111%	100% of identified projects
	Grimes Sallyport	\$8,606	\$10,000	\$1,394	86%	100%	Complete
	PB Kitchen HVAC	\$27,239	\$40,000	\$12,761	68%	75%	Added: 2/4/16, Equipment on Site
	EARU Firing Range	\$12,740	\$20,000	\$7,260	64%	95%	lack awning & skirting
	Roof Repairs-Tucker	\$2,047	\$285,894	\$261,586	9%	30%	Underway
	Roof Repairs-Varner	\$16,081				50%	Underway
	Roof Repairs-East Arkansas	\$6,181				20%	Underway
	Roof Repairs-Cummins Laundry	\$4,312				25%	Underway
Subtotal		\$205,838	\$848,894	\$647,368	24%		
Subtotal		\$1,363,490	\$3,304,720	\$1,298,621	41%		

### Notes

- \* Report has not been reconciled against Accountings Reconciled Reports.
- \* Tolerance/Deviation is with in 1% of Projected Spending.
- \* FY2015 Carry forward to FY2016 Project Budget = (FY2015 Actual Spending + FY2016 Approved Budget Amount.)

## Medical Grievance

<b>Unit</b>	<b>Acknowledged/ Received</b>	<b>Rejected</b>	<b>Reviewed &amp; Signed by Dep Director</b>	<b>With Merit</b>	<b>With Merit, but Resolved</b>	<b>% With Merit</b>	<b>Without Merit</b>
Benton	0	0	0	0	0	0%	0
Boot Camp	0	0	0	0	0	0%	0
Bowie Co.	3	0	3	2	0	67%	1
CMU	5	1	4	0	0	0%	4
Cummins	5	1	4	1	0	25%	3
Delta	0	0	0	0	0	0%	0
EARU	49	5	44	4	2	14%	38
EARU Max	36	2	34	5	0	15%	29
Ester	2	0	2	0	0	0%	2
Grimes	19	3	16	2	0	13%	14
Hawkins	1	1	0	0	0	0%	0
McPherson	17	11	6	0	0	0%	6
MCWRC	0	0	0	0	0	0%	0
MSU	28	2	26	3	1	15%	22
North Central	10	5	5	1	0	20%	4
NWAWRC	0	0	0	0	0	0%	0
Ouachita	30	11	19	1	1	11%	17
Pine Bluff	3	3	0	0	0	0%	0
Randall Williams	4	1	3	0	0	0%	3
SNN	4	2	2	0	0	0%	2
TRCC	0	0	0	0	0	0%	0
Tucker	7	2	5	0	0	0%	5
Varner	13	3	10	1	0	10%	9
Varner S Max	40	6	34	4	0	12%	30
WRU	4	3	1	0	0	0%	1
WHM	1	1	0	0	0	0%	0
WWR	0	0	0	0	0	0%	0
<b>TOTAL</b>	<b>281</b>	<b>63</b>	<b>218</b>	<b>24</b>	<b>4</b>	<b>13%</b>	<b>190</b>

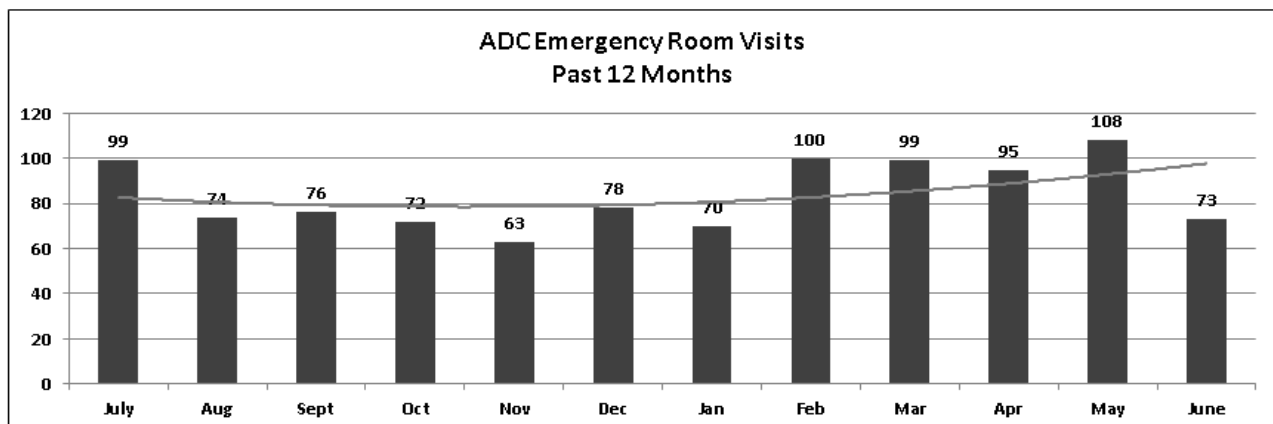
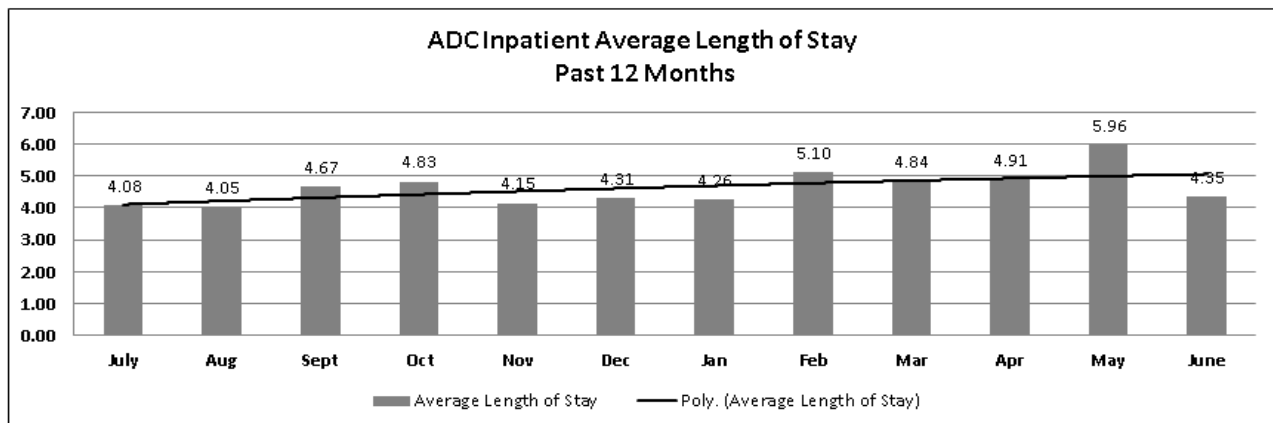
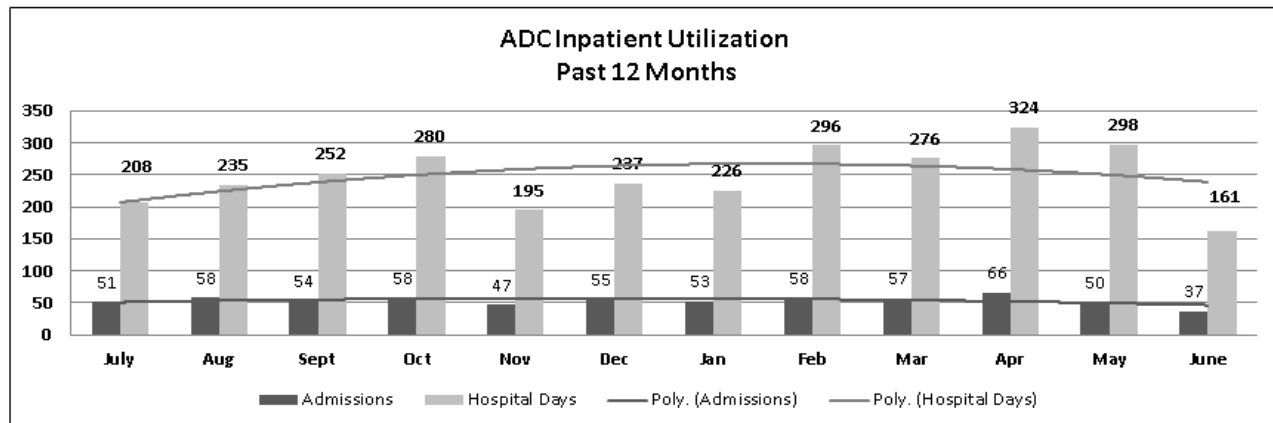
## ARKANSAS DEPARTMENT OF CORRECTION INPATIENT AND EMERGENCY ROOM UTILIZATION

### ADC Inpatient Statistics Past 12 Months

	2015						2016						Average
	July	Aug	Sept	Oct	Nov	Dec	Jan	Feb	Mar	Apr	May	June	
Admissions	51	58	54	58	47	55	53	58	57	66	50	37	53.7
Hospital Days	208	235	252	280	195	237	226	296	276	324	298	161	249.0
Average Length of Stay	4.08	4.05	4.67	4.83	4.15	4.31	4.26	5.10	4.84	4.91	5.96	4.35	4.64

### ADC ER Visits Past 12 Months

	2015						2016						Average
	July	Aug	Sept	Oct	Nov	Dec	Jan	Feb	Mar	Apr	May	June	
Emergency Room Visits	99	74	76	72	63	78	70	100	99	95	108	73	83.9



**JUNE 2016 PURCHASE ORDERS OVER \$10,000.00**

<u>VENDOR</u>	<u>DESCRIPTION</u>	<u>LOCATION</u>	<u>PO#</u>	<u>PURCHASE AMOUNT</u>	<u>FUND</u>
Stuart C Irby Co	Electrical Parts	Ester Unit	4501629192	\$54,326.27	DOC Existing Facilities
Green Point AG LLC	Chemical Herbicide	Tucker Unit/Farm	4501629188	\$21,439.80	Operational Farm Budget
Tommys Flying Service Inc	Aerial Application	Tucker Unit/Farm	4501629190	\$14,625.00	Operational Farm Budget
Triple J Flying Service Inc	Aerial Application	Cummins Unit/Farm	4501629968	\$22,002.50	Operational Farm Budget
Smith Detection Edgewood Inc	X-Ray Inspection System	Emergency Preparedness	4501630015	\$21,655.67	Operational Budget
Smith Detection Edgewood Inc	X-Ray Inspection System	Emergency Preparedness	4501630021	\$21,754.33	Operational Budget
Crop Production Services Inc	Chemical Herbicide	EARU/Farm	4501630124	\$59,694.50	Operational Farm Budget
Fastenal Co	Camera Supplies	Texarkana Unit	4501630119	\$21,073.47	Work Release Funds
Galls LLC	Uniforms	Training Academy	4501630372	\$20,263.91	Operational Budget
William A Harrison Inc	HVAC Equipment Parts	Pine Bluff Unit	4501630367	\$12,000.07	Operational Budget
American Paper & Twine Co	Paper Towels	Central Warehouse	4501630895	\$11,039.62	Operational Budget
M J Kellner	Food Products	Central Warehouse	4501630891	\$31,008.00	Operational Budget
Robbins Sales Company Inc	Food Products	Central Warehouse	4501630889	\$228,308.64	Operational Budget
Sysco Food Services of AR Inc	Food Products	Central Warehouse	4501630888	\$139,147.30	Operational Budget
AR Dept of Correction Industry	Tissue Paper	Central Warehouse	4501630877	\$23,121.25	Operational Budget
William R Hill & Co Inc	Food Products	Central Warehouse	4501630883	\$401,080.48	Operational Budget
AR Dept of Correction Industry	Inmate Clothing & Linen	Ouachita Unit	4501630896	\$31,618.50	Operational Budget
Cummins Heating Cooling Inc	HVAC Equipment Parts	East AR Unit	4501630509	\$27,681.25	Operational Budget
AR Dept of Correction Industry	Mattresses	Delta Regional Unit	4501630826	\$10,094.18	Operational Budget
AR Dept of Correction Industry	Inmate Clothing	Grimes Unit	4501631058	\$31,166.15	Operational Budget
Cooks Direct Inc	Food Mixer	North Central Unit	4501631042	\$12,399.06	Operational Budget
Phoenix Trading	Soap	Central Warehouse	4501631139	\$17,384.40	Operational Budget
AR Dept of Correction Industry	Mattresses	Grimes Unit	4501631349	\$10,071.34	Operational Budget
AR Dept of Correction Industry	Inmate Clothing	Varner Unit	4501631396	\$13,776.11	Operational Budget
AR Dept of Correction Industry	Inmate Clothing	Pine Bluff Unit	4501631436	\$22,107.76	Ester Unit
Razor Chemical Inc	Chemicals	Delta Regional Janitorial Factory	4501631141	\$37,442.60	Operational Industry Budget
Frost Flying Service	Aerial Application	EARU/Farm	4501630991	\$10,950.00	Operational Farm Budget
Mid States Services Inc	Tissue Paper	Wrightsville ACI Imaging Unit	4501630978	\$20,275.20	Operational Industry Budget
Crop Production Services Inc	Fertilizer	EARU/Farm	4501631730	\$66,381.00	Operational Farm Budget
Frost Flying Service	Aerial Application	EARU/Farm	4501631892	\$25,200.00	Operational Farm Budget
Green & Chapman LLC	Unleaded Gas	Cummins Unit	4501630965	\$12,146.36	Operational Budget
William A Harrison Inc	HVAC Unit	Randall L Williams Unit	4501632164	\$12,056.04	Operational Budget
Green Point AG LLC	Herbicide	Cummins Chemical Shed	4501631967	\$18,592.50	Operational Budget
Univar USA Inc	Chemicals	Delta Regional Janitorial Factory	4501630968	\$15,626.49	Operational Industry Budget
Green Point AG LLC	Fertilizer	Cummins Chemical Shed	4501632236	\$12,232.00	Operational Farm Budget
Briggs Equipment Inc	Truck Lift	Central Warehouse	4501632693	\$18,218.50	Operational Budget
North Point Ford	Truck	Admin East /Purchasing	4501628834	\$38,586.00	ADC Fire Station
Little Rock Winnelson	Plumbing Supplies	East AR Unit	4501629564	\$41,313.24	Telephone Funds - Const
Green Point AG LLC	Herbicide	Cummins Unit/Farm	4501629181	\$40,459.50	Operational Farm Budget
Dell Marketing LP	Computers/Monitors	Information Services	4501632813	\$183,554.68	Operational Budget
W W Grainger Inc	Shop Supplies	Construction & Maintenance	4501632424	\$74,252.85	Operational Budget
Green & Chapman LLC	Low Sulfur Red Diesel	Cummins Unit/Farm	4501631362	\$24,378.94	Operational Farm Budget
AR Dept of Correction Industry	Inmate Clothing	East AR Unit	4501632771	\$23,327.09	Operational Budget
D & J Steel Inc	Metal Building	Ouachita Unit	4501632709	\$62,865.75	Malvern Chapel
Green Point AG LLC	Herbicide	Cummins Chemical Shed	4501632894	\$40,459.50	Operational Farm Budget
Carpenters Produce	Watermelons	Central Warehouse	4501626747	\$29,561.95	Operational Budget
SHI International Corp	Software	Information Services	4501633058	\$222,710.19	Operational Budget
Harrison Energy Partners (Trane)	HVAC Equipment	McPherson Unit	4501633210	\$10,203.64	Operational Budget
AR Dept of Correction Industry	Beds	Pine Bluff Unit	4501633550	\$28,602.06	Operational Budget
Chapel Hardware & Garden Inc	Lawn Mowers	Various Unit	4501633470	\$75,507.02	Operational Budget

Total for Purchases over \$10,000

\$2,423,742.66

**FIRM CONTRACTS OVER \$25,000.00**

<u>VENDOR</u>	<u>DESCRIPTION</u>	<u>UNIT</u>	<u>Contract # P.O#</u>	<u>PURCHASE AMOUNT</u>	<u>FUND</u>
Total for Contracts				\$0.00	

**EMERGENCY PURCHASE ORDERS OVER \$25,000.00**

Total EM Purchases

\$0.00

**Total Purchases****\$ 2,423,742.66**



**Arkansas Department of Correction  
Vacancies, Hires, and Terminations  
June 2016**

<b>UNIT</b>	<b>VACANCIES</b>	<b>HIRES</b>	<b>TERMINATIONS</b>
BENTON (CR05)	8	3	0
CENTRAL OFFICE (CR01, CR02, CR08 & CR22)	24	4	2
CHAPLAINCY	5	0	0
CONSTRUCTION (CR04)	8	4	3
CUMMINS (CR09)	92	5	7
DELTA (CR10)	8	3	4
EAST ARKANSAS (CR12)	62	13	10
ESTER (CR11)	16	0	1
FARM (CR29)	8	1	1
GRIMES (CR27)	10	3	3
INDUSTRY (CR07)	12	0	0
MAXIMUM SECURITY (CR14)	25	6	4
MCPHERSON (CR28)	24	4	6
MENTAL HEALTH	25	0	0
MISS COUNTY (CR15)	5	2	3
NORTH CENTRAL (CR16)	5	0	1
NORTHWEST ARK (CR17)	2	1	0
OUACHITA RIVER (CR30)	50	13	10
PINE BLUFF (CR20)	5	1	3
RANDAL L. WILLIAMS (CR13)	7	0	2
TEXARKANA (CR21)	0	0	0
TRANSPORTATION (CR32)	1	0	1
TUCKER BOOTCAMP (CR33)	5	2	1
TUCKER (CR23)	39	6	7
VARNER (CR24)	45	2	6
VARNER SUPER MAX (CR31)	48	0	1
WRIGHTSVILLE (CR25)/HAWKINS(CR06)	25	0	3
<b>TOTAL</b>	<b>564</b>	<b>73</b>	<b>79</b>