

Wendy Kelley
Director

Board Report
February 2017



PUBLIC RELATIONS

RESEARCH/PLANNING

January, 2017 Admissions and Releases – Admissions for January totaled **600** (482-males & 118-females) while Releases totaled **436** (383-males & 53 females) for a net increase in-house of 164 Inmates).

Inmate Population Growth/Projection – At the end of January 2017, the Arkansas Department of Correction Population totaled **17,824** representing a growth of **287** Inmates since the beginning of the month. Calendar year 2017 average growth is **287** Inmates per month, up from an average monthly decrease of **14** Inmates per months during calendar year 2016

Average County Jail Back-up – The backup in the County Jails averaged **1,039** Inmates per day during the month of January, 2017 – up from an average of **994** inmates per day during the month of December, 2016.

LEGAL SERVICES

PREA

PREA Data:

Number of calls received	316
Total Number of Repeat Calls	100
Total Number of Calls with no message	81
Total Reported PREA Issue Calls	58
Total Reported non-PREA Calls	77
Total Calls due to Technical Failure	0
Totals Calls Referred to Internal Affairs Division	49

INMATE GRIEVANCE

Inmate Formal/Informal Grievances: In January, there were a total of 1,892 formal grievances filed and 3,006 informal grievances filed at various units.

Institutional Grievances: : There were a total of 541 appeals of institutional grievances received with 115 being rejected. 575 appeals answered in January. Six (6) were found with merit.

OPERATIONS/INSTITUTIONS

STTG

The STTG Coordinator attended the Director's monthly meeting with the Governor to brief Governor Hutchinson on current STTG activity in ADC. An advanced STTG training was held at the Benton Work Release facility for unit STTG Coordinators and ADC staff. The STTG Coordinator also assisted the FBI with information regarding a current investigation.

FARM

January was a slow month for the Agriculture Division. The row crop operations used that time to bring planters and other equipment in for annual maintenance. The beef herd is feeding hay. We had good hay supplies going into the winter, so we should make the winter with no hay issues. We sold two groups of steers through Superior Livestock Auctions. We received a good price for them compared to Arkansas markets. The steers were shipped on February 20th. The Poultry Division has been working with Summit Poultry in Pine Bluff to take our spent hens. Summit is a new business opening in the old Tyson facility on 2nd street. They will start catching the hens in February. We are close to renewing the contract with Oklahoma Department of Correction for eggs. We were approached by another company, which we are working on details with, that wants a long term contract to buy our eggs. If an agreement is reached, we would not have to bid out any more individual loads at severely reduced prices. The gardens are still harvesting kale and turnips. We have been traveling to various units holding garden meetings. The purpose of these meetings is to determine how we can better move product through the fields and into the kitchens. Final plans are in place for the upcoming horse sale. We have identified 30 horses that will be in the sale. The sale books were received on February 21st.

Regional Maintenance Hours

Regional Maintenance Hours	January
Benton Unit	6,570
Delta Regional Unit	3,024
East Arkansas Unit	5,352
Grimes Unit	1,872
McPherson Unit	1,344
Mississippi Co Work Release	1,704
North Central Unit	8,832
Ouachita River Unit	5,016
Randall Williams Unit	3,984
Texarkana Regional Unit	1,829
Tucker Unit	1,744
Varner Unit	2,208
Wrightsville Unit	1,744
Total Hours	45,223

Work Release Rent Report

Work Release Rent Report	January
Benton Unit	\$95,727.00
Mississippi County Work Release	\$49,861.00
Northwest AR Work Release Center	\$49,311.00
Pine Bluff Unit	\$39,780.00
Texarkana Regional Unit	\$34,884.00
Tucker Re-Entry Center	\$27,251.00
Total	\$296,814.00

RE-ENTRY**Preparing for Success**

	Slots	Completed	Discharged	End Count
Ester-4 BKS	50	12	4	48
Ester-5 BKS	50	19	0	48
Tucker Re-Entry	20	3	4	17
Total	120	34	8	113

There are 663 males and 136 females on the waiting list within 42 months of their release date, and of those, 2 males are mandated by the Parole Board. The average time on the waiting list is approximately 3 months. The total number of inmates on the waiting list, including those not currently within the identified time frame, is 721 males and 170 females.

WAGE**(Workforce Alliance for Growth in the Economy)**

	Slots	Completed	Discharged	End Count
Wrightsville Satellite	30	11	5	14
Ouachita	13	8	0	5
Delta	15	0	2	15
Total	58	19	7	34

Thinking for a Change

	Slots	Completed	Discharged	End Count
Wrightsville Satellite	25	0	1	23
RLW (Juveniles)	15	0	1	14
Total	40	0	2	37

ADMINISTRATIVE SERVICES**BUDGET SECTION UPDATE**

- Budget has no Act 715 cases to report.

Procurement Section Update:**Current Bid through Office of State Procurement**

Pine Bluff Barracks Renovation Project:

1. Plumbing Equipment
2. Ceiling Material
3. HVAC

Current Bids through Division of Building Authority

Generator – Ester Unit

Steel & Building Material – Delta Unit

Procurement/Contracts Report (required by policy) –

For January 2017, Purchase Orders and Contracts in excess of \$10,000 amounted to \$3,743,581.71. Of this amount, \$2,254,479.71 was for Inmate Care and Custody related items (e.g. food, shoes, clothing, etc.). Bulk fuel costs for the month of January were \$26,742.15 – average cost for E-10 was \$1.81/gallon; average cost for diesel was \$1.83/gallon.

HUMAN RESOURCES UPDATE

Workplace Safety – During the month of January, the modified version of the Health and Safety Plan was presented to two Basic Training classes with a total of 103 cadets in attendance.

Seventy-two incidents were reported to the company nurse in January, bringing our total to 72 incidents in 2017.

Benefits – One hundred seventy-five (175) MIPS payments were made in January. One hundred-one (101) FMLA requests were processed and approved. A total of 10 CAT leave requests were processed with 2 approved, 2 denied and 6 pending. A total of 432 hours was donated to the Cat Leave Bank during January. Two (2) shared leave applications were received and approved.

Physical Assessments – A total of 180 applicants and incumbent personnel were assessed in the month of January. Eighty-eight (88) incumbent personnel successfully passed their physical assessment. Eighty-nine (89) applicants passed their physical assessments. One applicant rescheduled and passed at a later date. The other 2 have not rescheduled.

Employment – Cummins and Varner staff members attended a Job Fair in Warren on January 6th. Varner staff members also attended a Job Fair on January 25th at Star City High School. The McPherson Human Resources personnel attended a Job Fair at the Workforce Center on January 26th.

A total of 2,639 applications were received during January. Sixty-three (63) Non-Security applications and one hundred-thirteen (113) CO I applications were processed. One hundred-eighteen (118) Correctional Officers were hired, and twenty Correctional Officers were rehired.

Vacancies, Hires, and Terminations - In January 2017, a total of 607 vacancies, 147 new hires, and 103 terminations were at the various ADC locations.

Administrative Services Division Monthly Reports (attached) include:

Gifts, Grants, and Donations- No donations were reported in the month of January.

Inmate Welfare Fund-balance on January 31, 2017 was \$5,693,718.59.

The PAWS in Prison Fund total on January 31, 2017 was: \$35,736.93 including ADC account (7004822/Donations) \$19,159.55 and ADC account (NDC0500/Recycling) \$16,577.38. This does not include the Foundation account managed by the PIP Foundation Board.

INFORMATION TECHNOLOGY

In January, the IT department:

- During January, the IT department has been writing and revising standard operating procedures for each section in the department. The network lead has worked on a procedure for port security.
- Working with SECURUS, we have completed the Fiber Optic cabling infrastructure at the Randall L. Williams and Pine Bluff Units. The fiber project is in progress now for the Wrightsville Unit and the J Aaron Hawkins facility. A few connections remain that require patch cabling. Completion of these connections requires the receipt of additional ordered materials.
- The Network Team has implemented port security at the Ouachita River Correctional Unit. The project installation is complete at ORCU. Before expanding to the next facility, we will monitor the site a couple weeks for issues.
- The Verizon Cradle Point Router supporting the Edovo Tablet Program at East Arkansas Regional Unit has been subject to intermittent service interruptions. Resetting the hardware temporarily resolves the issue, but the connection continues to be plagued with interruptions. Edovo has requested for placement back on the ADC network connection for more stability. We will replace the Cradle Point router first in an attempt to rectify the issue with a hardware change.
- Maintenance on existing in-production network equipment is ongoing. Tasks include labeling, setting up for monitoring, changing configurations, and other issues as revealed in the audit.
- EOMIS and Budget staff members met to discuss items needed for completion of the KIOSK canteen project that will be available to inmates on the SECURUS Video Visitation KIOSK. Items include commissary limits, inventory item entry for specialty items (e.g. shoes), and separation of items that have been “lumped” together by staff with multiple UPC codes associated. EOMIS provided Budget a draft worksheet of commissary item limits by facility.
- IT is reviewing a new network device vulnerability system, Retina by Beyond Trust. The system design includes scanning each node to determine update needs for any of the software installed. Many of the updates fix security problems, remove malware, and prevent outside attacks by closing security “holes.” Retina is a reasonably priced product, and we will be scheduling a “Proof of Concept” with Beyond Trust for a possible procurement request in FY18. In the interim, an open source (i.e. free) vulnerability and security test server is in the process of deployment.
- Performance monitors were built for the IT current Virtual Server Hosts; these determine adjustments required of the current resource allocation, giving a better overall balance of each server’s hardware. The results of the review identified the server’s hardware age and found that five of the servers have exceeded their expected lifecycle. Primary services are running on the newest server hardware. Discussion is in progress for the movement of files on the older hardware and for a new server purchase.
- We are writing and updating procedures for the IT department.
- IT conducted a conference call with Marquis to discuss bar code scanning devices for Correctional School District inmate attendance in school classes. We are reviewing products and requesting quotes.

Training Academy

Basic Training Division

Captain David Farrier's BCOT Class 2016-Q graduated on January 13, 2017, with 39 cadets. Shakerya Matheney from the East Arkansas Regional Unit won the Willis H. Sargent Award. Warden Darryl Golden of the Delta Unit served as the Commencement Speaker.

In-Service Division

January was a busy month for training. We held two Security for Non-Security classes, one on the 20th and the other on the 30th in order to accommodate volunteers from Shorter College. Attendees learned the basic processes of the prison system and how to achieve the correct relationship with the inmates they will be teaching.

January 18th and 19th were the dates for the Security for Non-Security class. ADC has developed a facet of having 26 hours of the training in eCADEMY which allows new employees to work at their own pace during their first weeks of employment; they then attend the final 16 hours of training in the classroom.

Management Level 1 class was held January 9th-12th. Guest instructors from the OPM's training division presented 2 classes: Arkansas Government Basics and HRkansas.

ServSafe Manager Certification was held at the Training Academy Jan. 23rd - 24th and was taught by the department's own certified instructors, Mark Norris and Larry Cyr.

HEALTH/CORRECTIONAL PROGRAMS

CHAPLAINCY SERVICES

Cummins Unit

Twenty-six (26) men graduated from the PAL program on January 26th. Three (3) volunteer PAL instructors attended the service.

Delta Regional Unit

On January 20th, Vic Porter of Nixa, Missouri initiated a monthly class called "Institute of Self Worth." Fifteen (15) inmates from PAL and Think Legacy participated.

East Arkansas Regional Unit

Unit Chaplains coordinated a visit to the Think Legacy program on January 25th with Mrs. Shuntrice Hughes. Mrs. Hughes is with the Arkansas Department Finance & Administration in the office of Child Support Enforcement. She provided instruction to the Think Legacy participants.

Reverend Michael Thomas led a revival weekend service in the Chapel from January 27-29.

Ester Unit

On January 19th, Ester Unit Chaplaincy hosted a training event conducted by Reentry Coordinator, Nicole Clark, Deputy Warden John Wheeler, and Religious Services Administrator Joshua May-

field. Twenty-six (26) participants from around ADC received instruction in how to complete Reentry Report Cards.

"Journey to the Heart," an APAL special session, began on January 22nd and ended on January 26th. The 50 hour course brought in twenty free world guests to assist and instruct the fifty inmate participants. Senator Jason Rapert attended the graduation ceremony and served as Honorary Guest Speaker.

Maximum Security Unit

The Prison Book Project donated between four & five hundred books to help start the library at the Tucker Reentry Center and also to upgrade the Maximum Security Unit Chapel library.

North Central Unit

United Methodist Church of Calico Rock hosted a community informational meeting on January 28th about plans for a chapel at the unit. Twenty-eight (28) volunteers attended the meeting.

ACCREDITATION

Attended Commission Hearings in San Antonio, Texas, January 20th-25th. Reaccreditation awards were received for the Wrightsville Complex with scores of 100% Mandatory and 99.8% Non-Mandatory. Benton Unit received scores of 100% Mandatory and 100% Non-Mandatory. Tucker Unit with scores of 100% Mandatory and 100% Non-Mandatory.

ACA Internal Audits Completed:

Jan. 9-13 File review for Delta and North Central
Jan. 18-19 File Review for Delta and North Central
Jan. 31 2nd pre-audit at Delta Unit

Fire/Safety and Sanitation independent audits conducted by the Fire and Sanitation Coordinator:

Jan. 3-6 Audit preparations/Delta Unit
Jan. 9-13 Audit preparations/North Central Unit
Jan. 17-20 File preparation fire safety Delta Unit
Jan. 23-25 EARU walk through for audit prep
Jan. 26 North Central walk through for audit prep
Jan. 30-31 File preparation fire safety for EARU

VOLUNTEER SERVICES

The total number of volunteer hours for the month.

Unit	Hours
Benton Work Release	8
Cummins	35
Delta Regional	3
East Arkansas Regional	45
Maximum Security	20
Mississippi County Work Release	15
North Central	39
Northwest Arkansas Work Release	18
Ouachita River	16
Randall L. Williams	8
Pine Bluff Complex	340
Wrightsville	8
Varner	113
Religious All Unit	4,812
Total	5,480

PROGRAM INFORMATION**Sex Offender Treatment**

	SLOTS	COMPLETED	REMOVED	CLIENTS
RSVP	238	0	5	237
SOFT	30	0	3	6
Total	268	0	8	243

There are 803 males on the waiting list for RSVP and 25 females on the waiting list for SOFT within five (5) years of their TE date. Of those, 53 inmates are mandated by the Parole Board. The average time on the waiting list from request is about 3 to 6 months for those stipulated. The total on the waiting list, including those not currently within the identified time frame, is 1,457 males and 31 females. We have one PREA inmate in the program at this time.

Therapeutic Community:

	Slots	Completed	Removed	Clients
Tucker	129*	7	11	132
Wrightsville	45*	2	2	47
McPherson	50*	8	4	48
Total	224	17	17	227

There are 308 males and 11 females on the waiting list within 18 months of their release date. Of those, 16 are stipulated by the Parole Board. The average time on the waiting list from request is 28 days. The total on the waiting list, including those not currently within the identified time frame, is 576 males and 43 females.

*Denotes transitional beds available at this treatment program. The Tucker Therapeutic Community has 129 client slots and seven (7) peer counselor slots.

S.A.T.P.:

Unit	Slots	Completed	Removed	Clients
Grimes	50*	5	3	52
McPherson	100*	9	7	103
MSU	3	1	0	2
RLW/CF	188*	33	30	191
Tucker	43*	2	7	42
Varner	44	2	6	46
Wrightsville	135*	20	10	144
Total	563	72	63	580

There are 2,060 males and 358 females on the waiting list within 18 months of their release date. And of those, 26 are stipulated by the Parole Board. The average time on the waiting list from request is 21 days. The total on the waiting list including those not currently within the identified time frame is 2,836 males and 472 females.

*Denotes transitional beds available at this treatment program.

ORCU R.P.U.:

The Residential Program Unit at Ouachita had 7 admissions and 5 discharges in January for an end-of-month count of 122.

McPherson Mental Health Residential Program:

There were 4 admissions in January for an end-of-month count of 40.

Habilitation Program:

The Habilitation Program at the Ouachita River Correctional Unit provided treatment services to 38 inmates during January. There were no admissions or discharges for an end-of-month count of 38.

Staffing:

The following Mental Health Services and SATP positions were vacant in December and January.

Positions	December	January
Psychologists	6	6
Social Workers	7	5
Advisors	4	5
Substance Abuse Program Leaders	2	2
Admin Specialist/Analyst	2	1

ADDITIONAL PROGRAM INFORMATION

Self-Study Classes	# of Participants	# Completed	Waiting List
Anger Management	297	217	1,486
Thinking Errors	373	255	1,792
Substance Abuse Education	137	110	270
Communication Skills	131	77	1,183
Domestic Violence	58	26	644
Victims of Domestic Violence	6	1	39
Stress Management	163	83	1,251
Parenting	163	110	977

Suicide:

There were 105 suicidal threats, gestures or low/moderate risk attempts during January. There were two serious attempts, neither resulting in death.

Outpatient:

There were 2,232 inmates on the mental health medical log at the beginning of January. Mental Health conducted the following contacts during January:

Case management contacts	2,555
Requests for interviews	977
Testing	0
Intakes	587
Unit requests	1,161
Counseling (with treatment plans)	0
Pre-lock up reviews	569
Routine segregation reviews	367
Segregation rounds	17,722
PREA evaluations	84
Routine follow-up	211
834 requests	57

Monetary Sanctions:

Sanction reimbursements for January were \$54,100.00.

County Mental Health Requests:

During January, there were 72 requests of a mental health nature received and 2 inmates were fast tracked to ADC.

County Medical Health Requests:

During January, there were 222 requests of a medical nature received and 38 inmates were fast tracked to ADC.

Deaths:

There were 2 inmate deaths during the month of January; both were claimed.

CCS:

See attachment for CCS's report regarding outside beds and emergency room visits.

Medical Grievances:

In January, there were a total of 264 appeals of medical grievances received and 207 appeals were answered; 27 of those were found to be with merit and 6 with merit but resolved.

SEX OFFENDER ASSESSMENTS**Assessments Completed:**

Risk Level	January	Sept. 1999 thru January 31, 2017
Level 1	0	1,155
Level 2	51	6,531
Level 3	14	6,210
Level 4	1	580
Default 3	15	*
Total	81	14,476
*Default Level 3's are included in the total number of Level 3's to date.		

ACIC Numbers:

The total number of sex offenders registered from Sept. 1, 1999 to January 31, 2017:

In Compliance	7,589
Delinquent (Did not return address on time)	879
Confined	3,000
Out of State	3,061
Address Unknown (absconded)	182
Deceased	1,081
Deported	173
Incapacitated	72
Out of USA	8
Total	16,045

PAWS IN PRISON**Currently Enrolled in Training:**

Max Unit	7
Tucker Unit	7
Hawkins Unit	4
Randall Williams Unit	3
Ouachita River Unit	7
North Central Unit	9
Total	37

Completed Training:

January 2017	15
YTD 2017	15
Since Inception Dec. 2011	876
Dogs Currently in foster: (Graduated but not adopted)	5

CONSTRUCTION**PROJECT UPDATES****Barbara Ester Unit:**

Barracks are still being renovated in the old hospital/medical areas. HVAC units are installed. We are continuing to purchase material. Work is still in progress on plumbing, electrical and the installation of new metal ceilings in Phase 3. The Ester bid package for the generator is prepared and a site visit was held on 2/7/2017. We are laying concrete block in the Infirmary area. The tentative date for inmates to move into barracks is Feb. 23rd and Feb. 24th.

Cummins Unit:

Roadwork to the wastewater plant continues.

Cummins Poultry:

The generator was tested weekly. Cooler Plans and Specifications were approved by DBA and a notice to proceed was given.

Delta Unit:

Work is still being executed on storm damage. Entegrity has completed their audit, and has presented their report and recommendations. Materials are being ordered for repairs to the gym. We are waiting on insurance funds.

East Arkansas Regional Unit:

Work continues on building a new firing range. Material has been received for farm building to be moved. Entegrity has completed their energy audit and have presented their report and recommendations. The showers in inmate barracks are being renovated. We received approval to install stainless steel in barracks. Construction crews are helping with ACA.

Hawkins Unit:

Architects are working on plans for an additional generator for lighting and the kitchen.

Maximum Security Unit:

The boiler is being repaired. The metal ceilings on the walkways in the barracks are being worked on. Work is being rendered on floor repairs to Officer BOQ trailers.

Ouachita River Correctional Unit:

Gravel operations are still in progress. New skylights have been ordered. We are working on the interior and metal studs in the Chapel.

Pine Bluff Unit:

The PBU Kitchen Air Conditioner is in place and operational. Make-up air units are installed, we are only lacking ductwork. Construction has started on the new barracks in the former Central Records building. We are working on interior in the new school metal building.

Tucker Unit:

The new water line has been pressurized and sterilized. Samples that were sent off to the Health Department were approved. We are working on additional cross fencing & fencing around new water well & the generator.

Wrightsville:

The plans for the Isolation Recreation Yard were approved by Management Team.

CONSTRUCTION/MAINTENANCE PERSONNEL VACANCIES:

2 Maintenance Technicians
3 Assistant maintenance Supervisors
1 Director of Maintenance
1 Administrative Specialist I
1 Corporal

2017 INFORMAL GRIEVANCE REPORT

Month	BENTON	HAWK/M	HAWK/F	WRTS SPU	WRTS	WRTS/SAT	EARU & MX	GRIMES	RLW	MCWR	MCPH	MSU	NCU	PBU Re-entry	PBU	NWA	TU	TRCC	VSMX	VU	CU	ORCU	Ester	DRU	Bowie City	TOTAL
JAN	2	15	34	0	75	13	416	301	59	0	309	225	138	1	25	0	109	1	235	85	297	388	22	150	106	3006
FEB																										0
MAR																										0
APR																										0
MAY																										0
JUN																										0
JUL																										0
AUG																										0
SEPT																										0
OCT																										0
NOV																										0
DEC																										0
TOTAL	2	15	34	0	75	13	416	301	59	0	309	225	138	1	25	0	109	1	235	85	297	388	22	150	106	3006

2017 FORMAL GRIEVANCE REPORT

Month	BENTON	HAWK/M	HAWK/F	WRTS SPU	WRTS	WRTS/SAT	EARU & MX	GRIMES	RLW	MCWR	MCPH	MSU	NCU	PBU Re-entry	PBU	NWA	TU	TRCC	VSMX	VU	CU	ORCU	Ester	DRU	Bowie City	TOTAL
JAN	1	5	16	0	27	6	350	113	31	1	148	239	59	1	6	0	87	2	314	67	151	165	12	67	24	1892
FEB																										0
MAR																										0
APR																										0
MAY																										0
JUN																										0
JUL																										0
AUG																										0
SEPT																										0
OCT																										0
NOV																										0
DEC																										0
TOTAL	1	5	16	0	27	6	350	113	31	1	148	239	59	1	6	0	87	2	314	67	151	165	12	67	24	1892

Inmate Grievance Appeal Report

January 2017

	Acknowledged	Rejected	Processed W/O Merit	Processed W/ Merit
Benton Unit	0	0	0	0
Benton Work Release	0	0	0	0
Bowie County Texas Correctional Facility	12	0	14	1
Cummins Unit	37	7	41	0
Cummins Modular Unit	1	1	1	0
Delta Regional Unit	4	2	9	0
East Arkansas Regional Unit	32	5	43	2
East Arkansas Regional Max Unit	92	12	43	0
Ester Unit	0	1	5	0
Grimes Unit	15	7	30	1
Maximum Security Unit	39	14	66	1
McPherson Unit	23	2	39	0
McPherson Mental Health Residential Program Unit	8	1	12	0
Mississippi County Work Release Center	0	0	0	0
Northwest Arkansas Work Release Center	0	0	0	0
North Central Unit	6	5	10	0
Ouachita River Correctional Unit	11	9	28	1
ORCU Hospital	0	0	0	0
ORCU New Commitment	0	3	1	0
ORCU Mental Health Residential Program Unit	0	0	0	0
Pine Bluff Unit	1	0	4	0
Pine Bluff Re-Entry	0	0	0	0
Randall L. Williams Correctional Facility	1	2	4	0
Texarkana Regional Correctional Center	0	0	2	0
Tucker Unit	7	12	16	0
Varner Super Max	118	27	179	0
Varner Unit	17	3	18	0
Wrightsville Unit	2	1	2	0
Wrightsville Satellite Unit	0	0	0	0
Hawkins Center	0	1	0	0
Hawkins for Males	0	0	2	0
Hawkins SPU	0	0	0	0
Total	426	115	569	6

Admissions and Releases

January 2017

Admissions			
	<u>Male</u>	<u>Female</u>	<u>Total</u>
Asian	4	0	4
Black	146	15	161
Hispanic	15	1	16
Nat. Amer.	2	1	3
Hawaiian/Pacific Isl	0	1	1
White	315	100	415
Total	482	118	600
Releases			
	<u>Male</u>	<u>Female</u>	<u>Total</u>
Asian	0	0	0
Black	135	12	147
Hispanic	7	0	7
Nat. Amer.	1	0	1
Hawaiian/Pacific Isl	0	0	0
White	240	41	281
Total	383	53	436

**ARKANSAS DEPARTMENT OF CORRECTION
INMATE POPULATION GROWTH 2000-2024**

Mo.	2000	2001	2002	2003	2004	2005	2006	2007	2008	2009	2010	2011	2012	2013	2014	2015	2016	2017
Jan.	11,984	11,908	12,402	13,015	13,105	13,595	13,481	13,839	14,518	14,796	15,334	16,312	15,134	14,815	17,481	18,142	17,785	17,824
Feb.	12,169	12,022	12,529	13,054	13,166	13,783	13,633	14,012	14,603	14,883	15,374	16,209	14,990	15,008	17,438	18,082	17,625	
March	12,006	12,033	12,299	13,108	13,088	13,418	13,534	13,772	14,580	14,843	15,290	16,095	14,964	14,665	17,395	18,233	17,573	
April	12,069	12,167	12,465	13,213	13,323	13,469	13,554	13,851	14,769	14,937	15,570	16,172	15,124	14,850	17,604	18,703	17,815	
May	12,109	12,384	12,558	13,463	13,556	13,528	13,711	14,146	14,880	15,146	15,694	16,062	15,132	15,074	17,593	18,693	17,769	
June	12,005	12,108	12,439	13,418	13,389	13,251	13,430	13,915	14,700	15,025	15,564	15,554	14,832	14,825	17,340	18,813	17,973	
July	12,030	12,190	12,622	13,509	13,528	13,286	13,560	14,082	14,868	15,195	15,807	15,519	14,879	15,379	17,522	18,870	18,130	
August	12,087	12,371	12,815	13,565	13,632	13,419	13,646	14,224	15,100	15,385	15,829	15,240	14,675	16,103	17,549	18,806	17,919	
September	11,983	12,289	12,774	13,341	13,516	13,237	13,652	14,217	14,850	15,285	16,025	15,172	14,724	16,412	17,605	18,549	18,026	
October	12,119	12,348	12,942	13,341	13,584	13,363	13,775	14,349	14,836	15,381	16,311	15,271	14,856	16,993	17,880	18,430	18,127	
November	12,094	12,408	13,162	13,408	13,706	13,587	13,913	14,437	15,025	15,340	16,460	15,205	14,625	17,168	17,848	17,981	17,573	
December	11,856	12,333	12,845	13,106	13,470	13,338	13,728	14,315	14,716	15,199	16,204	15,062	14,654	17,235	17,874	17,707	17,537	
Net Ann. Inc.	29	477	512	261	364	-132	390	587	401	483	1,005	-1,142	-408	2,581	639	-167	-170	287
Avg. Mo. Inc.	2	40	43	22	30	-11	33	49	33	40	84	-95	-34	215	53	-14	-14	287

Population is total jurisdictional count at end of each month. Population at end of month December 1999 was 11,827.

Average monthly population increase for past fifteen years 2002 - 2016 is 29

Average monthly population increase for past ten years Jan 2007 - Dec 2016 is 32

Average monthly population increase for past five years 2012 - 2016 is 41

Mo.	2008	2009	2010	2011	2012	2013	2014	2015	2016	2017	2018	2019	2020	2021	2022	2023	2024
January	14,518	14,796	15,334	16,312	15,134	14,815	17,481	18,142	17,785	17,824	18,172	18,520	18,868	19,216	19,564	19,912	20,260
February	14,603	14,883	15,374	16,209	14,990	15,008	17,438	18,082	17,625	17,853	18,201	18,549	18,897	19,245	19,593	19,941	20,289
March	14,580	14,843	15,290	16,095	14,964	14,665	17,395	18,233	17,573	17,882	18,230	18,578	18,926	19,274	19,622	19,970	20,318
April	14,769	14,937	15,570	16,172	15,124	14,850	17,604	18,703	17,815	17,911	18,259	18,607	18,955	19,303	19,651	19,999	20,347
May	14,880	15,146	15,694	16,062	15,132	15,074	17,593	18,693	17,769	17,940	18,288	18,636	18,984	19,332	19,680	20,028	20,376
June	14,700	15,025	15,564	15,554	14,832	14,825	17,340	18,813	17,973	17,969	18,317	18,665	19,013	19,361	19,709	20,057	20,405
July	14,868	15,195	15,807	15,519	14,879	15,379	17,522	18,870	18,130	17,998	18,346	18,694	19,042	19,390	19,738	20,086	20,434
August	15,100	15,385	15,829	15,240	14,675	16,103	17,549	18,806	17,919	18,027	18,375	18,723	19,071	19,419	19,767	20,115	20,463
September	14,850	15,285	16,025	15,172	14,724	16,412	17,605	18,549	18,026	18,056	18,404	18,752	19,100	19,448	19,796	20,144	20,492
October	14,836	15,381	16,311	15,271	14,856	16,993	17,880	18,430	18,127	18,085	18,433	18,781	19,129	19,477	19,825	20,173	20,521
November	15,025	15,340	16,460	15,205	14,625	17,168	17,848	17,981	17,573	18,114	18,462	18,810	19,158	19,506	19,854	20,202	20,550
December	14,716	15,199	16,204	15,062	14,654	17,235	17,874	17,707	17,537	18,143	18,491	18,839	19,187	19,535	19,883	20,231	20,579
Net Ann. Inc.	401	483	1,005	-1,142	-408	2,581	639	-167	-170	606	348	348	348	348	348	348	348
Ave. Mo. Inc.	33	40	84	-95	-34	215	53	-14	-14	50.5	29	29	29	29	29	29	29

		Monthly Population Averages																					
		1/3	1/4	1/5	1/6	1/9	1/10	1/11	1/12	1/13	1/16	1/17	1/18	1/19	1/20	1/23	1/24	1/25	1/26	1/27	1/30	1/31	AVG
Unit/Center																							
Benton	325	324	326	327	327	327	327	330	330	330	328	328	326	326	327	329	331	329	331	333	336	334	329
Cummins	1889	1890	1890	1927	1922	1913	1913	1903	1912	1915	1912	1912	1909	1912	1912	1911	1902	1908	1908	1903	1907	1901	1908
Delta	625	626	624	622	622	620	620	615	623	621	618	618	625	625	619	611	614	620	612	608	616	618	619
E AR Reg	1680	1680	1691	1684	1683	1683	1683	1692	1688	1685	1687	1687	1694	1688	1683	1683	1683	1680	1678	1675	1676	1676	1684
Ester	357	357	352	352	351	362	362	362	362	355	354	354	354	353	350	356	371	375	377	379	377	369	361
Grimes	1071	1080	1074	1075	1071	1081	1078	1078	1075	1077	1070	1070	1083	1084	1077	1068	1072	1082	1079	1080	1073	1072	1076
Max Sec	664	664	663	662	661	661	662	662	666	666	665	666	669	671	670	671	670	671	667	667	663	663	666
McPherson	963	964	967	974	972	975	982	982	979	982	989	989	985	990	993	993	998	992	988	994	999	1003	984
MCWRC	144	143	143	143	143	142	144	144	144	144	144	144	144	144	144	144	144	144	144	144	144	144	144
N Central	824	831	831	828	828	827	827	827	827	831	827	827	826	831	830	829	836	836	833	827	840	840	830
NWA WRC	100	100	100	99	98	100	100	100	100	100	100	100	100	100	100	100	100	100	99	100	100	100	100
Ouachita River	1828	1844	1851	1852	1884	1840	1839	1843	1843	1838	1850	1850	1854	1835	1836	1845	1849	1832	1837	1839	1846	1839	1844
Randall L Williams	567	565	562	560	556	557	559	561	561	556	558	558	558	554	567	560	564	568	568	572	570	572	562
Pine Bluff	429	428	427	427	428	426	429	424	424	430	424	424	425	424	427	425	427	426	425	427	427	427	426
PB Reentry	54	54	54	54	54	54	54	54	54	54	54	54	54	54	54	54	54	54	54	54	53	54	54
TROC	128	125	125	125	125	125	125	125	126	126	125	125	125	128	128	127	126	128	128	128	127	126	126
Tucker	1009	1009	1016	1011	1004	1014	1013	1007	1007	1015	1001	1000	1008	1012	1017	1013	1011	1012	1012	1016	1017	1017	1011
Varner	1708	1708	1707	1703	1701	1697	1705	1703	1703	1707	1709	1709	1705	1717	1713	1708	1707	1712	1709	1715	1715	1717	1708
Wrightsville	1485	1486	1485	1476	1482	1480	1482	1478	1478	1473	1473	1473	1484	1482	1487	1487	1479	1487	1481	1482	1479	1469	1480
Total ADC	15,850	15,878	15,888	15,901	15,912	15,884	15,901	15,902	15,902	15,905	15,888	15,888	15,928	15,930	15,934	15,914	15,938	15,956	15,930	15,943	15,966	15,942	15,913
ALETA	19	19	19	19	19	19	19	19	19	19	19	19	19	19	19	19	19	19	19	19	19	19	19
Ar State Police	62	62	61	61	61	62	62	62	61	62	62	62	61	59	59	59	59	59	58	57	59	59	60
Co Jail / M	1008	985	982	975	945	968	979	984	984	989	994	994	996	1014	1030	1055	1072	1083	1111	1122	1150	1187	1030
Co Jail / F	10	10	18	17	13	17	11	4	11	11	9	9	7	14	8	8	8	8	13	11	9	15	11
Total Co Jail BK	1018	995	1000	992	958	985	985	988	988	1000	1003	1003	1003	1028	1038	1063	1080	1091	1124	1133	1159	1202	1041
Bowie Co., TX	335	335	335	336	336	336	336	335	335	336	336	336	336	333	336	336	334	334	333	333	333	333	335
309/M	215	215	212	212	212	212	212	212	212	211	211	211	211	210	207	206	204	203	203	203	206	208	209
309/F	37	37	37	37	37	37	37	37	36	36	35	35	35	36	36	36	36	35	35	35	36	39	36
Total Act 309	252	252	249	249	249	249	249	248	248	246	246	246	246	246	243	242	240	238	238	238	242	247	245
Total Non ADC	1686	1663	1664	1657	1623	1651	1655	1651	1651	1663	1666	1666	1665	1685	1695	1719	1732	1741	1772	1780	1812	1860	1700
Total	17,536	17,541	17,552	17,558	17,536	17,536	17,556	17,556	17,553	17,568	17,554	17,554	17,593	17,615	17,629	17,633	17,670	17,697	17,702	17,723	17,778	17,802	17,614

Fiscal Year 2017 County Jail Back-up

DAY	Jul-16	Aug-16	Sep-16	Oct-16	Nov-16	Dec-16	Jan-17
1	1,238	1,361	1,335 *	1,335	1,447	1,128 *	1,013
2	* 1,238	1,357	1,302 *	1,335	1,428	1,098 *	1,013
3	* 1,238	1,385 *	1,302	1,336	1,408 *	1,098	1,018
4	1,252	1,391 *	1,302	1,360	1,405 *	1,098	995
5	1,252	1,428	1,260	1,381 *	1,405	1,059	1,000
6	1,282 *	1,428	1,260	1,409 *	1,405	1,035	992
7	1,324 *	1,428	1,222	1,415	1,370	1,016 *	992
8	1,324	1,424	1,195 *	1,415	1,364	987 *	992
9	* 1,324	1,429	1,185 *	1,415	1,386	966	958
10	* 1,324	1,437 *	1,185	1,408	1,401 *	966	985
11	1,274	1,469 *	1,185	1,418	1,387 *	966	990
12	1,280	1,478	1,194	1,421 *	1,387	922	988
13	1,323 *	1,478	1,206	1,414 *	1,387	917	1,000
14	1,331 *	1,478	1,178	1,431	1,386	920 *	1,000
15	1,353	1,494	1,182 *	1,431	1,355	943 *	1,000
16	* 1,353	1,508	1,172 *	1,431	1,367	966	1,003
17	* 1,353	1,515 *	1,172	1,440	1,351 *	966	1,003
18	1,343	1,523 *	1,172	1,478	1,349 *	966	1,003
19	1,368	1,531	1,165	1,490 *	1,349	946	1,028
20	1,384 *	1,531	1,172	1,492 *	1,349	937	1,038
21	1,382 *	1,531	1,206	1,480	1,332	953 *	1,030
22	1,353	1,525	1,228 *	1,480	1,301	985 *	1,038
23	* 1,353	1,522	1,253 *	1,480	1,255 *	985	1,063
24	* 1,353	1,553 *	1,253	1,480	1,208 *	985	1,080
25	1,336	1,542 *	1,253	1,470	1,208 *	985	1,091
26	1,350	1,512	1,260	1,471 *	1,208 *	985	1,124
27	1,379 *	1,512	1,284	1,479 *	1,208	1,007	1,133
28	1,364 *	1,512	1,285	1,471	1,208	995 *	1,133
29	1,380	1,466	1,318 *	1,471	1,185	998 *	1,133
30	* 1,380	1,424	1,335 *	1,471	1,141	1,013	1,159
31	* 1,380	1,377		1,482		* 1,013	1,202
Average	1,328	1,469	1,234	1,435	1,331	994	1,039

Fiscal Year Average: 1,261

Notes: Totals do not include 309 Contracts in County Jails (maximum of 336)



January STTG Unit Counts

Unit	Beginning Total	Confirmed	Suspected	In	Out	Paroled	Removed	Ending Total	Total Unit Population	Unit % of STTG's
Benton	68	3	0	10	7	1	0	73	334	21.86%
Cummins	436	0	0	28	9	12	0	443	1887	23.48%
Delta	124	0	0	10	7	3	0	124	610	20.33%
EARU	515	0	1	42	31	2	0	525	1660	31.63%
Grimes	324	2	0	15	21	5	0	315	1060	29.72%
Hawkins	50	0	0	2	2	2	0	48	450	10.67%
Mcpherson	40	3	3	0	0	1	0	45	986	4.56%
Max	253	0	1	4	2	1	0	255	658	38.75%
MCWR	39	1	0	6	3	0	0	43	144	29.86%
NCU	195	0	0	21	14	14	0	188	831	22.62%
NWAWR	22	0	0	1	3	0	0	20	100	20.00%
ORCU	331	0	0	21	19	13	0	320	1582	20.23%
ORCU Intake	38	86	0	0	69	0	0	55	234	23.50%
PB/Ester	159	9	0	39	35	7	1	164	844	19.43%
RLW	135	3	0	29	21	2	0	144	569	25.31%
TWR	24	0	0	5	5	1	0	23	127	18.11%
Tucker	273	0	0	29	39	0	0	263	1006	26.14%
Varner	626	0	0	80	17	7	0	682	1705	40.00%
Wrightsville	226	0	3	27	20	11	0	225	1003	22.43%
Total	3878	107	8	369	324	82	1	3955	15790	25.05%

ORCU Intake brought in 86 new STTG members into ADC last Month.



January STTG Counts by STTG Set

STTG Set	Benton	Cummins	Delta	EARU	Grimes	Hawkins	Mcperson	Max	MCWR	NCU	NWAWR	ORCU	Intake	PB	RLW	TWR	Tucker	Varner	Wrightsville	Total
Asian	2	0	1	1	1	0	0	0	0	2	1	0	0	0	2	0	0	2	1	0
Bloods	13	90	27	80	54	8	7	67	2	22	3	58	7	19	18	6	61	128	34	704
Crips	4	63	17	52	36	7	5	34	5	18	4	30	4	18	20	6	32	102	36	493
Folk	3	47	10	57	30	7	8	28	0	7	2	26	1	22	0	0	20	101	35	404
GD	15	91	22	123	68	9	0	52	10	33	4	69	10	40	36	7	51	124	36	800
Mexican	3	12	8	23	12	2	3	5	1	11	1	13	4	3	4	1	5	21	9	141
Motorcycle	1	2	0	7	1	1	0	0	0	1	0	0	0	0	1	0	0	2	0	16
Other	2	9	3	13	8	0	3	2	0	2	1	4	1	5	1	0	6	12	13	85
People	1	18	4	18	13	0	3	10	1	12	1	13	5	11	4	0	16	26	23	179
Unknown	0	2	0	9	0	0	0	2	0	6	0	8	5	4	4	2	4	3	11	60
W/S	15	34	13	41	36	9	13	16	6	29	2	36	9	17	26	1	22	37	5	367
NAE	3	16	7	26	13	0	2	9	4	15	0	19	3	5	10	0	11	24	5	172
WAR	6	43	7	54	32	4	1	17	9	18	1	29	5	10	14	0	20	45	10	325
AC	1	8	1	10	9	1	0	11	2	6	0	8	0	4	3	0	11	46	4	125
AB	4	8	4	11	2	0	0	2	3	6	0	7	1	4	3	0	2	10	4	71
Total	73	443	124	525	315	48	45	255	43	188	20	320	55	164	144	23	263	682	225	3955

Key:

GD = Gangster Disciples

W/S = White Supremacist

NAE = New Aryan Empire

WAR = White Aryan Resistance

AC = Aryan Circle

AB = Aryan Brotherhood



January STTG Disciplinary Report

Unit	STTG Incidents	STTG Suspected Incidents	Total Unit Disciplinary	Disciplinary Involving STTG	Percentage
Benton	0	0	17	5	29.41%
Cummins	4	0	491	138	28.11%
Delta	1	0	78	24	30.77%
EARU	1	0	259	104	40.15%
Grimes	2	1	126	54	42.86%
Hawkins	0	0	16	1	6.25%
Mcpherson	0	0	137	21	15.33%
Max	0	0	0	0	0%
MCWR	0	0	101	38	37.62%
NCU	0	0	81	20	24.69%
NWAWR	0	0	3	2	66.67%
ORCU	1	0	185	49	26.49%
ORCU Intake	0	0	13	5	38.46%
PB/Ester	0	0	22	7	31.82%
RLW	3	1	83	29	34.94%
TWR	0	0	6	2	33.33%
Tucker	0	0	150	66	44.00%
Varner	0	0	306	162	52.94%
Wrightsville	0	1	54	11	20.37%
Total	12	3	2128	738	34.68%

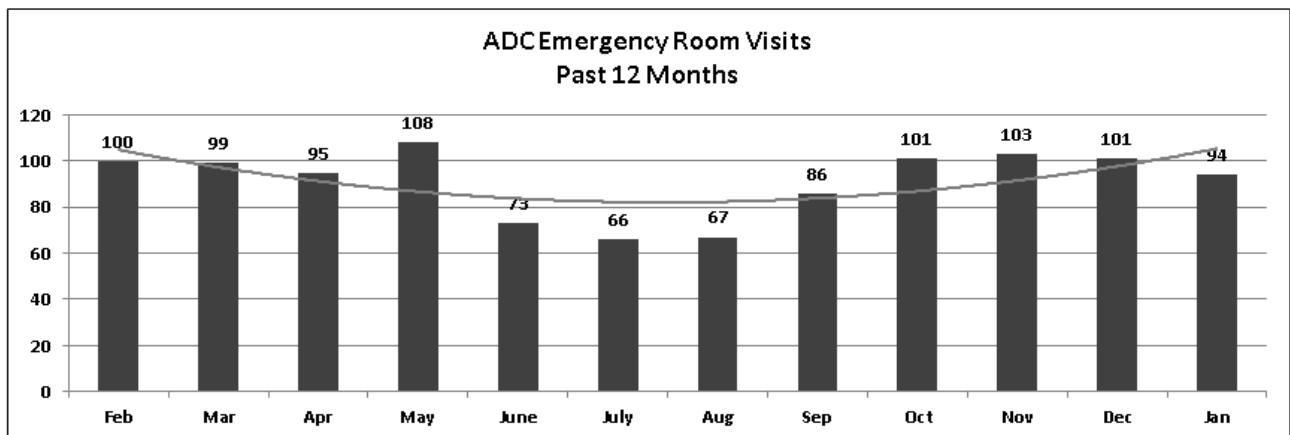
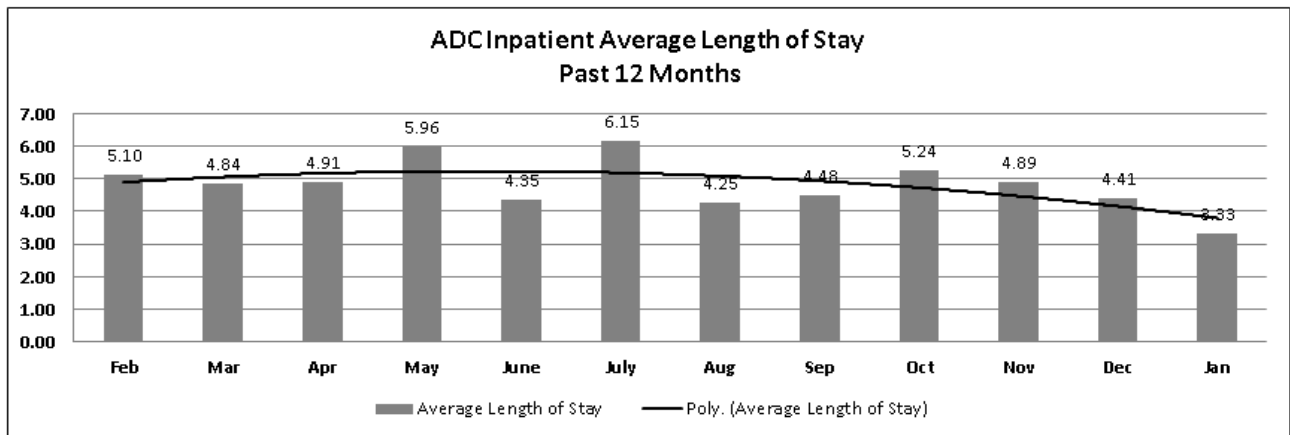
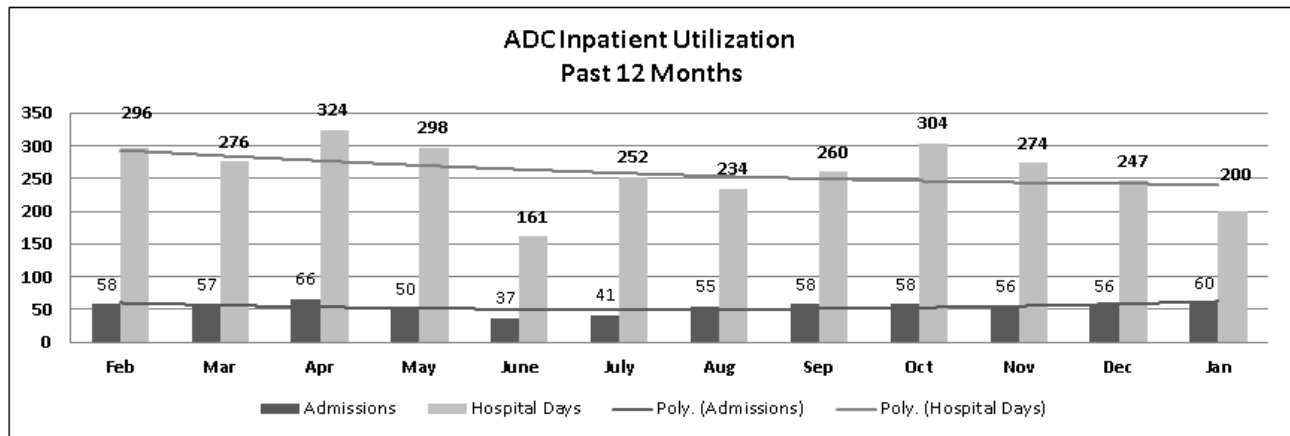
ARKANSAS DEPARTMENT OF CORRECTION INPATIENT AND EMERGENCY ROOM UTILIZATION

ADC Inpatient Statistics Past 12 Months

	2016												2017	
	Feb	Mar	Apr	May	June	July	Aug	Sep	Oct	Nov	Dec	Jan	Average	
Admissions	58	57	66	50	37	41	55	58	58	56	56	60	54.3	
Hospital Days	296	276	324	298	161	252	234	260	304	274	247	200	260.5	
Average Length of Stay	5.10	4.84	4.91	5.96	4.35	6.15	4.25	4.48	5.24	4.89	4.41	3.33	4.79	

ADC ER Visits Past 12 Months

	2016												2017	
	Feb	Mar	Apr	May	June	July	Aug	Sep	Oct	Nov	Dec	Jan	Average	
Emergency Room Visits	100	99	95	108	73	66	67	86	101	103	101	94	91.1	



Medical Grievances

Unit	<i>Acknowledged, Received</i>	<i>Rejected</i>	<i>Reviewed & Signed Dep Director</i>	<i>With Merit</i>	<i>With Merit, but Not Resolved</i>	<i>% With Merit</i>	<i>Without Merit</i>
Benton	0	0	0	0	0	0%	0
Boot Camp	0	0	0	0	0	0%	0
Bowie Co.	1	0	0	0	0	0%	0
CMU	1	0	0	0	0	0%	0
Cummins	18	0	17	1	0	6%	16
Delta	8	0	1	0	0	0%	1
EARU	22	3	15	0	1	7%	14
EARU Max	48	5	39	3	2	13%	34
Esther	0	0	0	0	0	0%	0
Grimes	1	1	16	3	0	19%	13
Hawkins	0	1	0	0	0	0%	0
McPherson	3	3	17	1	1	12%	15
MCWRC	0	0	0	0	0	0%	0
MSU	23	4	22	4	0	18%	18
North Central	5	0	9	1	0	11%	8
NWAWRC	0	0	0	0	0	0%	0
Ouachita	36	2	22	7	0	32%	15
Pine Bluff	0	0	1	0	0	0%	1
Randall Williams	4	0	0	0	0	0%	0
SNN	0	0	0	0	0	0%	0
TRCC	0	0	0	0	0	0%	0
Tucker	7	2	16	3	0	19%	13
Varner	24	2	9	2	1	33%	6
Varner S Max	62	2	19	2	1	16%	16
WRU	0	0	3	0	0	0%	3
WHM	1	0	1	0	0	0%	1
WWR	0	0	0	0	0	0%	0
TOTAL	264	25	207	27	6	16%	174

CHAPLAINCY

Monthly Report for: January 2017	BENTON	CUMMINS	DELTA REGIONAL	EAST ARKANSAS	EAST ARKANSAS MAX	ESTER	GRIMES	HAWKINS	MAXIMUM SECURITY	MCPHERSON	NORTH CENTRAL	OUACHITA RIVER	PINE BLUFF	RANDALL L. WILLIAMS	TUCKER	VARNER	VARNER MAX	WRIGHTSVILLE	PTF	TOTAL
Services Chaplains Oversaw																				
Christian																				
Population	11	9	4	10	0	4	5	5	14	4	10	24	2	15	7	1	0	4	1	130
Segregation	0	0	0	0	0	0	0	0	0	1	0	0	0	0	0	0	0	0	0	1
Muslim																				
Population	0	4	2	4	0	0	0	0	0	5	0	4	1	6	0	4	0	0	0	30
Segregation	0	0	0	0	0	0	0	0	0	0	0	0	0	0	0	0	0	0	0	0
Total Services																				161
Volunteers in Charge																				
Protestant	23	27	1	22	0	10	20	13	25	40	19	20	13	1	18	9	2	12	0	275
Catholic	0	0	0	0	0	0	3	0	0	3	2	1	0	0	0	0	3	0	0	12
Muslim	0	0	0	4	0	4	0	3	0	5	0	1	0	0	1	0	0	0	0	18
Other	4	0	0	4	0	2	0	0	0	1	0	0	0	0	0	0	0	0	0	11
Baptism	0	0	0	5	0	0	10	0	0	0	2	11	0	0	0	1	1	0	0	30
Marriages																				
	0	0	0	0	0	0	2	0	0	0	0	1	0	0	1	0	0	0	0	4
Distributed by Chaplains																				
Greeting Cards	50	25	58	0	0	12	53	0	70	581	87	74	120	20	200	315	361	0	85	2111
Bibles,Quran,Torrah, Etc.	30	56	6	1	0	20	26	14	4	86	14	500	10	7	31	104	19	25	10	963
Study Course	18	3	0	0	0	0	3	35	66	0	0	25	8	10	1	89	3	0	0	261
Writing Supplies	10	0	0	0	0	50	24	2	140	0	0	0	0	14	1	0	0	0	800	1041
Literature	150	1678	495	323	66	290	18	0	1215	213	535	500	150	15	25	2715	1045	450	225	10108
Chaplain's Visits																				
Barracks	51	82	40	7	0	24	455	18	50	145	50	70	28	21	106	44	0	58	8	1257
Approximate Hours Spent in Barracks	25	47	6	6	0	98	21	9	300	60	25	48	3	10	27	11	0	31	2	729
Inmate Office visits	52	45	15	86	0	75	88	46	18	90	66	119	152	141	196	153	0	29	5	1376
Other Office visits	57	17	6	37	0	36	12	3	30	25	18	43	18	28	31	0	0	30	12	403
Hospital	0	1	0	1	0	0	2	0	0	1	0	32	0	2	1	0	0	0	0	40
Infirmary/Sick Call	0	4	1	2	0	2	27	6	5	7	4	30	4	4	4	1	0	5	0	106
Restrictive Housing	0	4	3	0	14	0	36	0	3	15	7	81	4	4	8	0	25	5	0	209
Punitive Isolation	0	3	3	0	8	0	0	0	4	15	0	19	4	4	0	0	8	5	0	73
PC - DRU	0	0	3	0	0	0	0	0	0	0	0	0	0	0	0	0	0	0	0	3
Visitation Days	1	0	1	0	0	0	2	0	0	2	1	5	0	0	0	0	0	1	0	13
Volunteer Visits																				
RCV	7	0	0	0	0	0	4	1	24	23	10	63	0	16	15	0	0	0	0	163
OCV	3	9	0	0	0	7	0	24	35	37	11	0	17	12	12	7	0	22	25	221
Spiritual Advisor	1	1	0	0	0	0	1	0	0	0	0	2	1	2	10	2	0	2	0	22
CRA	23	52	0	83	12	10	63	15	118	87	74	132	13	26	60	53	53	17	0	891
Religious Volunteer Hours																				
Volunteer Hours	91	215	0	218	14	14	233	39	743	240	315	447	62	122	325	180	9	56	0	3323
DENOMINATIONAL/VOLUNTEER CHAPLAIN HOUR	74	31	0	24	0	254	56	113	112	175	139	102	20	105	66	12	23	183	0	1489
Total Volunteer Hours																				4812
Other Activities of Chaplain																				
Counseled Employees	3	4	1	4	0	12	3	0	6	12	0	110	11	10	8	14	12	5	2	217
Orientation Sessions	0	4	0	1	0	0	0	0	0	0	0	4	0	0	0	0	0	0	0	9
Free World Devotions	0	4	0	5	0	10	16	0	5	3	0	10	12	12	0	2	0	0	0	79
Spoke in Churches	5	12	0	23	0	10	13	0	4	3	0	7	12	12	4	1	0	15	0	121
Crisis Intervention Sessions	0	26	0	0	0	0	2	3	3	30	6	2	8	6	6	17	5	28	0	142
Marriage Counseling	0	0	0	1	0	0	6	0	2	0	0	1	0	2	1	1	0	0	0	14
Denominational Meeting	21	0	0	0	0	8	2	0	0	1	0	1	1	1	0	0	0	0	0	35
Chaplain's Meeting	0	4	1	1	0	3	3	1	2	1	1	2	1	1	1	1	0	2	4	29
Volunteer Training Session	0	0	0	0	0	0	0	0	0	0	0	1	0	0	0	0	0	0	0	1
Choir Trip	0	0	0	0	0	0	0	0	0	0	0	0	0	0	0	0	0	0	0	0
Chaplain Transfers																				
	0	0	0	0	0	0	0	0	0	0	0	0	0	0	0	0	0	0	0	0
Chaplain Promotions																				
	0	0	0	0	0	0	0	0	0	0	0	0	0	0	0	0	0	0	0	0
PAL PROGRAM																				
Enrolled at start of month	0	45	11	49	0	47	49	44	21	52	38	38	0	30	56	46	0	30	0	556
Enrolled during the month	0	10	3	6	0	11	0	1	0	15	0	12	0	1	8	6	0	5	0	78
Removed From PAL Program																				
# Paroled	0	1	0	0	0	0	0	0	0	6	1	1	0	0	3	0	0	3	0	15
# Completed	0	2	0	0	0	0	0	1	0	2	2	0	0	0	2	0	0	1	0	10
# Withdrew	0	1	0	2	0	1	0	2	1	1	2	4	0	1	3	2	0	1	0	21
# Removed	0	4	1	3	0	0	0	1	1	3	7	0	0	0	1	1	0	2	0	24
# Transferred	0	2	0	0	0	2	0	3	0	0	1	4	0	2	0	0	0	1	0	15
Total Removed from PAL Program	0	10	1	5	0	3	0	7	2	12	13	9	0	3	9	3	0	8	0	85
Total Enrolled at the End of the Month	0	45	13	50	0	55	49	38	19	55	25	41	0	28	55	49	0	27	0	549
Volunteers In PAL																				
	0	15	3	10	0	7	13	5	15	20	5	7	0	7	9	3	0	25	0	144
Special Events:																				
	0	1	1	2	0	2	0	0	1	0	1	0	0	0	0	0	0	0	0	8

PURCHASE ORDERS OVER \$10,000.00					
VENDOR	DESCRIPTION	LOCATION	PO#	PURCHASE AMOUNT	FUND
William R Hill & CO INC	Food Purchases	Central Warehouse	4501682993	\$180,280.65	Operational Budget
US Food Service	Food Purchases	Central Warehouse	4501683010	\$169,064.10	Operational Budget
Sysco Food Services of Arkansas	Food Purchases	Central Warehouse	4501683020	\$391,575.40	Operational Budget
Robbins Sales Company INC	Food Purchases	Central Warehouse	4501683026	\$42,230.72	Operational Budget
National Food Group	Food Purchases	Central Warehouse	4501683029	\$46,115.00	Operational Budget
Atlantic Beverage Company	Food Purchases	Central Warehouse	4501683033	\$12,608.60	Operational Budget
Miller-Bowie Supply CO	Feed	Cummins/Farm	4501683032	\$13,807.20	Operational Farm Budget
Fastenal	Cameras	Construction/Construction	4501683490	\$71,978.51	Operational Budget
Arkansas Correctional Industries	Clothing/Linens	McPherson	4501683418	\$77,410.86	Operational Budget
PlumbMaster	Plumbing Equipment	EARU/Maintenance	4501683123	\$10,022.49	Operational Budget
McKennon Implement Company	Equipment Parts	Cummins/Farm	4501676890	\$11,355.88	Operational Farm Budget
Mid-State Services INC	Toilet Paper	Wrightsville/Industry	4501683669	\$24,268.80	Operational Industry Budget
Arkansas Correctional Industries	Boots	Grimes Unit	4501684121	\$11,557.74	Operational Budget
Arkansas Correctional Industries	Linen Supplies	Grimes Unit	4501684151	\$11,416.70	Operational Budget
William R Hill & CO INC	Food Purchases	Central Warehouse	4501684664	\$118,183.60	Operational Budget
US Food Service	Food Purchases	Central Warehouse	4501684667	\$41,894.50	Operational Budget
Sysco Food Services of Arkansas	Food Purchases	Central Warehouse	4501684672	\$24,070.50	Operational Budget
Robbins Sales Company INC	Food Purchases	Central Warehouse	4501684657	\$97,846.56	Operational Budget
Printing Papers INC	Xerographic paper	Central Warehouse	4501684678	\$30,731.76	Operational Budget
Arkansas Correctional Industries	Cleaning supplies	Central Warehouse	4501684704	\$15,649.04	Operational Budget
Arkansas Correctional Industries	Clothing/Linens	EARU	4501684577	\$31,758.54	Operational Budget
Barnes Paper CO	Egg Cartons	Cummins/Farm	4501683918	\$13,364.40	Operational Farm Budget
Barnes Paper CO	Egg Cartons	Cummins/Farm	4501683920	\$10,526.40	Operational Farm Budget
Miller-Bowie Supply CO	Feed	Cummins/Farm	4501683710	\$179,040.00	Operational Farm Budget
McClendon Mann & Felton Gin CO	Whole Cotton seed	Cummins/Farm	4501684247	\$16,471.50	Operational Farm Budget
River City Seed Company	Seeds	Cummins/Farm	4501684133	\$46,095.00	Operational Farm Budget
Seedway LLC	Seeds	Cummins/Farm	4501684146	\$43,161.00	Operational Farm Budget
McClelland Consulting Engineers	Permit Renewal	North Central/Maintenance	4501680675	\$10,407.33	Operational Budget
Cruse Uniforms and Equipment INC	Ammunition	Wrightsville Unit	4501685025	\$14,448.00	Operational Budget
Green & Chapman LLC	Fuel	Cummins Unit	4501679268	\$14,485.07	Operational Budget
Tommys Flying Service INC	Aerial Application	Tucker/Farm	4501685513	\$17,550.00	Operational Farm Budget
River City Seed Company	Seeds	Tucker/Farm	4501685511	\$10,430.70	Operational Farm Budget
River City Seed Company	Seeds	Cummins/Farm	4501683722	\$23,750.00	Operational Farm Budget
Seedway LLC	Seeds	Cummins/Farm	4501683720	\$11,271.00	Operational Farm Budget
DeWitt Seed Company	Seeds	Cummins/Farm	4501683719	\$62,840.00	Operational Farm Budget
Rolling Meadow's ENT INC	Plants	Cummins/Farm	4501683715	\$12,600.00	Operational Farm Budget
Dixondale Sales Agency LLC	Seeds	Cummins/Farm	4501683712	\$16,320.00	Operational Farm Budget
Citrix Systems INC	Software Maintenance	Information Systems	4501685188	\$11,135.00	Operational Budget
Green Point AG LLC	Fertilizer	Cummins/Chemical Shed	4501683705	\$21,330.00	Operational Farm Budget
Green Point AG LLC	Fertilizer	Cummins/Chemical Shed	4501683711	\$17,690.00	Operational Farm Budget
John W Gasparini INC	Plumbing Equipment	Tucker/Maintenance	4501685956	\$10,606.98	Operational Budget
Green & Chapman LLC	Fuel	Ouachita Unit	4501682741	\$12,257.08	Operational Budget
Razor Chemical INC	Janitorial supplies	Delta/Janitorial Factory	4501683708	\$26,692.90	Operational Industry Budget
Cedar Creek LLC	Red Oak Lumber	Wrightsville/Industry	4501684498	\$17,500.00	Operational Industry Budget
Goldszer Enterprises	Disposable Razors	Central Warehouse	4501687008	\$16,100.33	Operational Budget
Grainger S L	Two-Way Radios	Emergency Preparedness	4501686866	\$39,290.50	Operational Budget
Arkansas Correctional Industries	Clothing	Grimes Unit	4501686634	\$15,002.55	Operational Budget
Service Wear Apparel INC	Clothing	Training Academy	4501686941	\$19,883.64	Operational Budget
Galls	Uniforms	Training Academy	4501686756	\$34,371.22	Operational Budget
England Liquid Fertilizer	Fertilizer	Tucker/Farm	4501686604	\$32,825.80	Operational Farm Budget
Mid-State Services INC	Toilet Paper	Wrightsville/Industry	4501686288	\$24,268.80	Operational Industry Budget
Whiteys Truck Center INC	Engine Replacement	Wrightsville/Industry	4501686864	\$23,089.33	Operational Industry Budget
Tabb Textiles CO INC	Fabric Sheeting	Wrightsville/Industry	4501686299	\$48,000.00	Operational Industry Budget
McClelland Consulting Engineers	Civil Engineering Services	Tucker/Maintenance	4501680693	\$13,515.63	Operational Budget
Cedar Creek LLC	Pine Boards	Wrightsville/Industry	4501686259	\$10,788.00	Operational Industry Budget
Arkansas Correctional Industries	Work Boots	EARU	4501687486	\$28,483.20	Operational Budget
William R Hill & CO INC	Food Purchases	Central Warehouse	4501687385	\$164,340.60	Operational Budget
US Food Service	Food Purchases	Central Warehouse	4501687387	\$21,484.80	Operational Budget
Robbins Sales Company INC	Food Purchases	Central Warehouse	4501687395	\$87,907.68	Operational Budget
Arkansas Correctional Industries	Janitorial supplies	Central Warehouse	4501687410	\$36,716.90	Operational Budget
American Paper & Twine CO	Paper Towels	Central Warehouse	4501687421	\$11,368.34	Operational Budget
Americare Products INC	Deodorant Soap	Central Warehouse	4501687430	\$17,384.40	Operational Budget
Sysco Food Services of Arkansas	Food Purchases	Central Warehouse	4501687392	\$22,812.50	Operational Budget
Arkansas Correctional Industries	Linens/Clothing	Varner Unit	4501687700	\$89,970.20	Operational Budget
Dean-Henderson Equipment CO	Farm Equipment	Tucker/Farm	4501683808	\$51,900.00	Operational Farm Budget
Arkansas Correctional Industries	Clothing/Linens	Miss Co	4501687833	\$11,613.70	Operational Budget
Lowes Home Center INC	Maintenance Supplies	EARU	4501688447	\$16,795.83	Operational Budget
Ideal Chemical & Supply Co	Chemicals	Delta/Janitorial Factory	4501688328	\$11,447.22	Operational Industry Budget
A C Sales CO	Food Purchases	Central Warehouse	4501688798	\$11,399.00	Operational Budget
Arkansas Correctional Industries	Coffee/Tea	Central Warehouse	4501688800	\$11,080.00	Operational Budget
Arkansas Correctional Industries	Janitorial supplies	Central Warehouse	4501688753	\$31,409.93	Operational Budget
William R Hill & CO INC	Food Purchases	Central Warehouse	4501688760	\$96,284.62	Operational Budget
US Food Service	Food Purchases	Central Warehouse	4501688762	\$66,227.90	Operational Budget
Sysco Food Services of Arkansas	Food Purchases	Central Warehouse	4501688767	\$58,603.20	Operational Budget
National Food Group	Food Purchases	Central Warehouse	4501688789	\$71,112.40	Operational Budget
M J Kellner CO INC	Food Purchases	Central Warehouse	4501688791	\$31,008.00	Operational Budget
Falk Supply CO INC	Building Materials	Construction/Construction	4501688809	\$15,924.19	DOC Existing Facilities Budget
Tabb Textiles CO INC	Fabric Toweling	Wrightsville/Industry	4501688715	\$18,900.00	Operational Industry Budget
Mid-State Services INC	Tissue Paper	Hawkins/ACI	4501688674	\$20,275.20	Operational Industry Budget
Razor Chemical INC	Janitorial supplies	Delta/Janitorial Factory	4501688620	\$10,387.70	Operational Industry Budget
Riceland Foods INC	Feed	Cummins/Farm	4501686901	\$86,994.00	Operational Farm Budget
Helena Chemical CO	Garden Seeds	Tucker/Farm	4501681360	\$102,750.00	Operational Farm Budget
Frost Flying Service	Aerial Application	EARU/Farm	4501688604	\$10,050.00	Operational Farm Budget
McKennon Implement Company	Tractor Parts	Cummins/Farm	4501683655	\$20,943.44	Operational Farm Budget
Arkansas Correctional Industries	Clothing	Cummins/Commissary	4501689189	\$39,449.24	Operational Budget
Arkansas Correctional Industries	Work Boots	Cummins/Commissary	4501689193	\$12,325.95	Operational Budget
Fastenal	Building Materials	Construction/Construction	4501689199	\$37,727.36	Operational Budget
Triple J Flying Service INC	Aerial Application	Cummins/Farm	4501681039	\$10,260.90	Operational Farm Budget
American Business Solutions	Computers	Information Systems	4501687619	\$77,308.00	Operational Budget
Total for Purchases over \$10,000				\$3,743,581.71	
FIRM CONTRACTS OVER \$25,000.00					
VENDOR	DESCRIPTION	UNIT	Contract # P.O.#	PURCHASE AMOUNT	FUND
Total for Contracts				\$0.00	
EMERGENCY PURCHASE ORDERS OVER \$25,000.00					
VENDOR	DESCRIPTION	UNIT	Contract # P.O.#	PURCHASE AMOUNT	FUND
Total EM Purchases				\$0.00	
Total Purchases				\$3,743,581.71	

**Arkansas Department of Correction
Vacancies, Hires and Terminations
January 2017**

UNIT	VACANCIES	HIRES	TERMINATIONS
BENTON (CR05)	4	3	0
CENTRAL OFFICE (CR01, CR02, CR08 & CR22)	18	6	5
CHAPLAINCY	0	1	0
CONSTRUCTION (CR04)	9	3	1
CUMMINS (CR09)	79	12	7
DELTA (CR10)	4	1	0
EAST ARKANSAS (CR12)	69	10	15
ESTER (CR11)	39	18	2
FARM (CR29)	10	1	0
GRIMES (CR27)	13	9	8
INDUSTRY (CR07)	14	1	0
MAXIMUM SECURITY (CR14)	55	13	9
MCPHERSON (CR28)	31	11	4
MENTAL HEALTH	21	1	1
MISS COUNTY (CR15)	1	0	1
NORTH CENTRAL (CR16)	5	0	3
NORTHWEST ARK (CR17)	2	1	0
OUACHITA RIVER (CR30)	49	23	12
PINE BLUFF (CR20)	7	2	2
RANDAL L. WILLIAMS (CR13)	6	6	4
TEXARKANA (CR21)	2	0	1
TRANSPORTATION (CR32)	9	0	2
TUCKER (CR23)	22	7	6
TUCKER RENTRY (CR33)	3	3	0
VARNER (CR24)	64	8	7
VARNER SUPER MAX (CR31)	42	1	8
WRIGHTSVILLE (CR25)/HAWKINS(CR06)	29	6	5
TOTAL	607	147	103