



DIVISION OF
CORRECTION

BOARD REPORT

June 2020



@ARDeptofCorrections



@adcpio

Dexter Payne,
Director



POPULATION REPORT

RESEARCH/PLANNING

May 2020 Admissions and Releases – Admissions for May 2020 totaled **403** (377-males & 26-females) while releases totaled **751** (625-males & 126 females) for a decrease in-house of **348** inmates.

Inmate Population Growth/Projection – At the end of May 2020, the jurisdictional population for the Division of Correction totaled **16,694**, representing a decrease of **1,065** inmates since the first of January 2020. Calendar year 2020 average has seen an average decrease of **213** inmates per month, which is up from an average monthly decrease of **three** inmates per month during calendar year 2019.

Average County Jail Back-up – The backup in the County Jails averaged **581** inmates per day during the month of May 2020. Of the **581** average, short-term revocations accounted for **476** (418-males & 59-females) during the month.

INSTITUTIONS

PRISON RAPE ELIMINATION ACT (PREA)

PREA training for May was suspended due to COVID-19.

PREA Hotline Data - May 2020:

Number of Calls Received	291
Total Calls Referred for Reported PREA Issue	27
Total Calls Referred for Non-PREA Issue	99
Calls Referred Due to Technical Failure	0
Repeat Calls	76
Test Calls	11
No Message	78

One of the calls received was from a resident of the Division of Community Corrections and forwarded to their PREA Coordinator.

INMATE INSTITUTIONAL GRIEVANCES

Inmate Formal/Informal Grievances: During May 2020, a total of 2,073 formal grievances and 2,989 informal grievances were filed at various units.

Institutional Grievances Appeals: There was a total of 699 appeals of institutional grievances received in May 2020. Of those, 565 were acknowledged and 134 were rejected for various reasons. Of the total 434 appeals answered, 432 had no merit and two were found with merit.

FARM

May was a busy month at all farms across the state. The planting of corn and soybeans at the East Arkansas Regional Unit was completed. The Cummins Unit planted all rice and corn acres and almost half of the soybean crop. While fields at the Tucker Unit remained the wettest of the ADC farms, all of the corn crop was planted as well as more than 600 acres of soybeans and 380 acres of rice. Since ongoing wet conditions at Tucker prevented the scheduled rice planting for this year, a prevented planting claim will be filed on the crop insurance. The remaining rice acres will be shifted to soybeans.

Gardens around the state began growing better during the month and even yielded small amounts of produce.

The beef herd processed 489 calves at the Cummins Unit and about 400 at Wrightsville. The cattle market has been down due to COVID-19, so ideas for increasing sale value are being explored. One option being considered is changing the timing of calf sales for this year.

Milk and egg production have been remaining consistent and meeting the Department's needs. Pullets will be moved into the layer house the first week of July, which should result in an increase in production.

REGIONAL MAINTENANCE HOURS

Regional Maintenance Hours	May 2020
Benton Unit	6,368
Delta Regional Unit	2,408
East Arkansas Regional Unit	1,760
Grimes Unit	2,596
McPherson Unit	976
Mississippi County Work Release	3,136
North Central Unit	3,504
Ouachita River Correctional Unit	3,328
Randall L. Williams Unit	3,392
Texarkana Regional Correctional Center	454.4
Tucker Unit	2,072
Varner Unit	2,968
Wrightsville Unit	1,728
Total Hours	34,690.4

WORK RELEASE RENT REPORT

Unit	May 2020
Benton Unit	\$90,865.00
Mississippi County Work Release	\$21,964.00
Northwest Arkansas Work Release	\$43,639.00
Pine Bluff Work Release	\$32,657.00
Texarkana Regional Correctional Center	\$37,366.00
Tucker Reentry Work Release	\$13,107.00
Total	\$239,598.00

View before/after highlights of May and June Regional Maintenance projects on Page 7.

REENTRY**RANDALL L. WILLIAMS
JUVENILE EDUCATION PROGRAM**

May 2020 Capacity: 20	Beginning Count	New Commitments	DCR/Punitive	Transferred/ Turned 18*	Paroled	End Count
Juveniles*	5	0	0	0	0	5

*Juveniles are transferred from the program once they reach the age of 18.

**WORKFORCE ALLIANCE FOR
GROWTH IN THE ECONOMY (WAGE)**

May 2020 Capacity: 120 Unit:	Beginning Count	Admissions During Mo.	Removed*	Completed	End Count
Delta	9	0	9	0	0
Ester**	0	0	0	0	0
Hawkins	14	0	0	0	14
McPherson	8	0	0	1	7
Ouachita River	20	0	0	0	20
Tucker	19	0	1	0	18
Tucker Reentry	2	0	0	0	2
Wrightsville	24	0	0	0	24
TOTAL	96	0	10	1	85

*The "Removed" column indicates the number of participants who transferred, signed out, received a disciplinary, were removed because test scores were not returned/were too low to continue, or were released from prison.

**The Ester Unit WAGE Program is experiencing a change in software resulting in no classes being taught at this time.

**ADVANCED PRINCIPLES
AND APPLICATIONS FOR
LIFE PROGRAM (APAL)**

May 2020 Capacity: 86	Beginning Count	Admissions During Mo.	Removed*	End Count
Ester	34	0	0	34
Hawkins	56	1	4	53
TOTAL	90	1	4	87

Advanced PAL is an 18-month reentry program that combines a pre-release curriculum with the PAL program.

*The "Removed" column indicates the number of participants who paroled, completed the program, withdrew from the program, transferred, or were removed from the program for another reason.

**WRIGHTSVILLE-HAWKINS
PATHWAY TO FREEDOM PROGRAM**

May 2020 Capacity: 200	Beginning Count	Enrolled During the Month	Removed	End Count*
Wrightsville-Hawkins PTF	197	0	6	191

THINK LEGACY

May 2020 Capacity: 635 Unit	Beginning Count	Admitted	Graduated	Removed*	End Count
Cummins	59	4	4	6	53
Delta Regional	21	10	8	9	14
East Arkansas Regional	49	9	3	7	48
Ester	71	0	0	6	65
Grimes	56	6	3	6	53
Hawkins (Female)	52	0	0	0	52
McPherson	64	2	1	12	53
North Central	46	15	6	9	46
Ouachita River	26	1	2	4	21
Tucker	58	4	5	9	48
Tucker Women's Reentry	20	0	0	5	15
Varner	49	3	1	3	48
Wrightsville	46	10	3	10	43
Total	617	64	36	86	559

*The "Removed" column indicates the total number of participants who paroled, completed the program, signed out, transferred, or were removed from the program for any other reason.

There are 135 females and 469 males on the Think Legacy waiting list, for a total of 604. All Think Legacy applicants are within six to 18 months of their TE or discharge date. The average wait time is approximately 120 days.

THINK LEGACY, *continued***May 2020 Think Legacy Activities:**

Program graduations took place at the North Central Unit on 5/26 and the Grimes Unit on 5/29.

ADMINISTRATIVE SERVICES**DIVISION OF CORRECTION****TRAINING - MAY 2020****BASIC TRAINING DIVISION –**

Under the direction of instructor Kathleen Lowery, the 67 members of **BCOT Class 2020-E** completed on-the-job training (OJT) and officially graduated at their assigned units on May 8.

An awards ceremony was held for Instructor Ramone Woodall's **BCOT Class 2020-F** on May 15 at the Willis H. Sargent Training Academy. Bertha Freeman of the Delta Regional Unit received the Willis H. Sargent Award. The 52 members of the class wrapped up their training by completing two weeks of OJT at their assigned units before graduating on May 29.

IN-SERVICE DIVISION –

In-service training for the month of May was suspended due to continued COVID-19 precautions. All future training is suspended until further notice.

eCADEMY –

During May, 711 ADC employees completed a total of 11,591 hours of eCADEMY training. About 16% of ADC employees completed at least one course during that timeframe, averaging 2.57 hours per staff member.

HEALTH/CORRECTIONAL PROGRAMS**CHAPLAINCY SERVICES**

All Facilities – During the month of May, unit chaplains continued to provide necessary services while volunteer access remained suspended due to COVID-19.

The Chaplaincy Division at all facilities made accommodations for Jumu'ah Prayer to be observed virtually over the video systems. While some facilities have the capability of delivering services onsite in real time, many require pre-recorded services to be played at a time when the unit schedule permits.

The Islamic holy month of Ramadan observances concluded on May 23. Chaplains at each facility, along with unit administration, the Islamic population, and the Islamic Coordinator, worked to schedule the Eid al-Fitr celebration that follows Ramadan at an optimal time for each unit while practicing COVID-19 safety measures.

ACCREDITATION**ACA Internal Audits Completed:**

5/4–5/8 ORCU Mandatory Audit Prep
 5/11–5/15 EARU Final Audit Prep; MAX Review
 5/18–5/22 NCU Final Audit Prep and
 MAX First Year Cycle Audit Prep
 5/25–5/29 Max First Year Cycle Audit, ORCU Mandatory Standards

Classes Taught:

5/14 BCOT

Fire/Safety and Sanitation Independent Audits Conducted by the Fire and Sanitation Coordinator:

5/4–5/8 EARU Audit Prep
 5/11–5/15 Grimes Independent Audit Prep
 5/18–5/22 McPherson Independent Audit Prep
 5/25–5/29 ORCU Independent Audit Prep

VOLUNTEER SERVICES**Total Number of Volunteer Hours for May 2020:**

Unit/Program	Hours
Delta Unit	0
East Arkansas Regional Unit	0
McPherson Unit	0
Mississippi County Work Release Center	0
Northwest Arkansas Work Release Center	0
Ouachita River Correctional Unit	0
Pine Bluff Complex	0
Texarkana Regional Correctional Center	0
Varner	0
PAWS	0
Think Legacy	0
Religious Services/Chaplaincy	0
Total Hours	0

MENTAL HEALTH SERVICES

Reduction of Sexual Victimization Program (RSVP) and Sex Offender Treatment Programs (SOFT):

May 2020	Capacity	Beginning Count	Completed	Removed	Admissions	End Count
RSVP	278	198	0	2	30	226
SOFT	30	10	0	0	1	11
Total	308	208	0	2	31	237

There are 774 males on the waiting list for RSVP and seven females on the waiting list for SOFT within five years of their TE date. Of those, 26 inmates are mandated by the Parole Board.

The average time on the waiting list from request is between one and two months for those stipulated.

The total on the waiting list, including those not currently within the identified timeframe, is 1,413 males – 1,086 of whom are low risk on the ARORA, and seven females – two of whom are low risk on the ARORA. There is one PREA inmate in the program at this time.

***The waiting list numbers include inmates that are ineligible due to class or housing status.**

Therapeutic Community (TC):

May 2020	Capacity	Beginning Count	Completed	Removed	Admissions	End Count
Unit						
McPherson	53	53	6	8	4	43
Tucker	136	122	6	6	4	114
Wrightsville	50	52	4	3	4	49
Total	239	227	16	17	12	206

There are 564 males and 127 females on the waiting list within 18 months of their release date. Of those, 24 are mandated by the Parole Board.

The average time on the waiting list from request is 15 days.

The total on the waiting list, including those not currently within the identified timeframe, is 1,049 males and 197 females; of these, 329 are low risk on the ARORA.

Substance Abuse Treatment Program (SATP):

Unit	Capacity	Beginning Count	Completed	Removed	Admissions	End Count
Benton	20*	20	4	2	5	19
Cummins	47*	43	0	0	0	43
Grimes	56*	46	8	5	9	42
Maximum Security	4*	4	0	0	0	4
McPherson	106*	97	16	22	7	66
Randall L. Williams	200*	190	14	17	8	167
Wrightsville	150*	141	20	15	19	125
Total	583	541	62	61	48	466

There are 1,734 males and 181 females on the waiting list within 18 months of their release date. Of those, 58 are mandated by the Parole Board.

The average time on the waiting list from request is 21 days.

The total on the waiting list, including those not currently within the identified timeframe or ineligible due to class or housing status, is 2,772 males and 266 females; of these, 879 are low risk on the ARORA.

Substance Use Intervention Program: The Substance Use Intervention Program had three admissions and 16 discharges for an end-of-month count of 18 for May. This program is housed at the Varner Unit and is for inmates found guilty of a disciplinary violation for drug use or drug possession.

Ouachita River Correctional Unit (ORCU) Residential Program Unit (RPU): The RPU had six admissions and one discharge in May for an end-of-month count of 123.

McPherson Unit Mental Health Residential Program Unit (RPU): There were nine admissions and five discharges in May for an end-of-month count of 58.

Habilitation Program: The Habilitation Program at the Ouachita River Correctional Unit provided treatment services to 45 inmates during May. There were no admissions or discharges, which resulted in an end-of-month count of 45.

Anger Management Treatment: The Anger Management Treatment Program at the Cummins Unit provided treatment services to 29 inmates during May. There were zero admissions and nine discharges for an end-of-month count of 20.

MENTAL HEALTH SERVICES, continued

Staffing: The following Mental Health Services and Substance Abuse Treatment Program (SATP) positions were vacant in April and May 2020:

Positions	FTE's*	Apr. 2020	May 2020
Psychologists	14	5	5
Social Workers	31	15	14
Advisors	64	13	13
Substance Abuse Program Leaders	35	6	8
Administrative Specialists	17	0	0

*FTE refers to authorized Full Time Equivalent positions.

ADDITIONAL MENTAL HEALTH AND MEDICAL INFORMATION**Self-Study Classes:**

Classes	Number of Participants	Number Completed	Waiting List
Anger Management	334	319	941
Thinking Errors	242	233	1,073
Substance Abuse Education	214	206	735
Communication Skills	314	314	951
Domestic Violence	131	115	261
Victims of Domestic Violence	47	47	47
Stress Management	319	307	1,041
Parenting	141	133	320

Suicide: There were 80 suicidal threats during May. There were seven attempts resulting in one death.

Outpatient: There were 2,115 inmates on the mental health medical log at the beginning of May. Mental Health staff conducted the following contacts during May:

Case Management Contacts	2,058
Requests for Interviews	1,482
Testing	1
Intakes	406
Unit Requests	1,401
Counseling (with Treatment Plans)	0
Pre-Lockup Reviews	439
Routine Restrictive Housing Reviews	859
Restrictive Housing Rounds	22,664
PREA Evaluations	102
Routine Follow-up	263
834 Requests	33

County Mental Health Requests: During May, there were 76 requests received of a mental health nature. Of those, 14 inmates were fast-tracked to ADC.

County Medical Health Requests: During May, there were 188 requests received of a medical nature. A total of three inmates were fast-tracked to ADC.

Medical Contract Reimbursements: Sanction reimbursements for April were \$8,800.00.

Deaths: There were 17 inmate deaths during the month of May. Nine were claimed and eight were cremated.

Wellpath: See attachment for Wellpath's report regarding outside beds and emergency room visits.

Medical Grievances: In May, there were 215 appeals received of medical grievances and 180 appeals were answered; 12 of those were found to be with merit and three with merit but resolved.

SEX OFFENDER ASSESSMENT**Assessments Completed:**

Risk Level	May	September 1999 through May 2020
Level 1	0	1,204
Level 2	0	7,896
Level 3	0	7,060
Level 4	0	693
Default 3	1	*
Total	1	16,853
*Default Level 3's are included in the total number of Level 3's to date.		

ACIC Numbers:

The total number of sex offenders registered from September 1999 through May 2020:

Compliant	17,100
Delinquent	8,136
Confined	1,502
Out-of-State	3,326
Address Unknown	135
Deported	206
Incapacitated	97
Out of USA	10
Total	30,512

Consistent with current Arkansas law, deceased offenders no longer remain on the registry.

PAWS IN PRISON

May 2020 Unit	Enrolled	Graduated	Foster	Volunteer Hours
Hawkins Unit	8	3	0	0
Maximum Security Unit	8	8	0	0
North Central Unit	0	2	1	0
Ouachita River Correctional Unit	6	3	1	0
Randall L. Williams Unit	4	0	0	0
Tucker Unit	7	3	0	0
Total	33	19	2	0

Completed Paws in Prison Training:

May 2020 Program Graduates	19
YTD 2020 Program Graduates	102
Total Graduates Since Inception (December 2011)	1,554
Dogs Currently in Foster (Graduated, but Not Adopted)	2
May 2020 Volunteer Hours	0
YTD Volunteer Hours	56

INFORMATION TECHNOLOGY

INMATE TABLETS – Within the **Division of Correction**, a total of 3,368 inmate tablets were leased during May.

INMATE VIDEO VISITS – Inmates completed 19,828 video visits during the month and missed 647 within the **Division of Correction**.

CONSTRUCTION/MAINTENANCE**PROJECT UPDATES**

SEE CONSTRUCTION BUDGET / STATUS REPORT IN ATTACHMENTS SECTION (PAGES 23-24).

AGENCY HIGHLIGHTS**AGENCY-WIDE:****COVID-19**

The ADC continued taking measures addressing COVID-19 including:

- An announcement was made on May 22 that the suspension of inmate visitation at the state's prisons and community correction centers will continue until July 1. Lower phone and video visitation rates remain in place through the duration of visitation suspension.

- The month-long ordering window for the annual Summer Package Program opened on May 4. ADC authorized an additional \$50.00 to the dollar limit (normally \$100.00) to allow for the purchase of hygiene items for inmates by family members and friends.

**WE'RE BETTER TOGETHER!**

Thank You to Our Team of Dedicated Correctional Officers and Staff, Nurses, and Teachers! You're All an Important Piece That Makes Us Complete.

THIS WEEK WE CELEBRATE YOU!

**Celebrating Our Staff**

The first week of May signaled the annual observance of Correctional Officers/Staff Week, National Nurses Week, and Teacher Appreciation Week.

Celebratory cookouts may have looked different compared to past years due to COVID-19 precautions, but all gestures of gratitude were appreciated by staff during what has been a challenging season for the ADC.




Ouachita River



Maximum Security



NW Ark. Work Release



Grimes

DELTA REGIONAL UNIT:**Veteran Family Members Remembered**

In observance of Memorial Day this year, unit employees were invited to display photos of their veteran family members who have passed away. The staff really enjoyed sharing stories of the fallen heroes in their families with each other.



REGIONAL MAINTENANCE PROJECT HIGHLIGHTS

Delta Regional Unit – Eudora Cemetery Cleanup




Before



After

MAY & JUNE, 2020

Ouachita River Correctional Unit – Rodeo Arena Cleanup




Before




After

Mississippi County Work Release Center – Cemetery Cleanup



Before



After

Randall L. Williams Unit – Taylor Field Cleanup




Before



After

Varner Unit – Pepper Field Cleanup



Before



During



After

2020 INFORMAL GRIEVANCE REPORT

Month	BENTON	HAWK/M	HAWK/F	WRTS	EARU & MX	GRIMES	RLW	MCWR	MCPH	MSU	NCU	PBU	NWA	TU	TRCC	VSMX	VU	CU & CMU	ORCU	Ester	DRU	Bowie Cty	TOTAL
JAN	0	34	27	84	449	213	19	0	342	199	150	41	0	123	2	486	89	220	296	39	84	33	2,930
FEB	2	34	27	52	209	164	19	0	288	245	107	35	0	138	2	464	95	178	232	25	63	43	2,422
MAR	1	29	19	64	384	150	12	0	301	264	148	35	0	101	2	486	65	238	260	31	104	29	2,723
APR	2	50	27	121	434	180	32	0	254	268	168	45	0	148	7	521	121	268	292	38	146	22	3,144
MAY	2	20	34	106	259	154	64	0	238	316	129	67	0	92	1	491	101	465	269	29	126	26	2,989
JUN	0	0	0	0	0	0	0	0	0	0	0	0	0	0	0	0	0	0	0	0	0	0	0
JUL	0	0	0	0	0	0	0	0	0	0	0	0	0	0	0	0	0	0	0	0	0	0	0
AUG	0	0	0	0	0	0	0	0	0	0	0	0	0	0	0	0	0	0	0	0	0	0	0
SEPT	0	0	0	0	0	0	0	0	0	0	0	0	0	0	0	0	0	0	0	0	0	0	0
OCT	0	0	0	0	0	0	0	0	0	0	0	0	0	0	0	0	0	0	0	0	0	0	0
NOV	0	0	0	0	0	0	0	0	0	0	0	0	0	0	0	0	0	0	0	0	0	0	0
DEC	0	0	0	0	0	0	0	0	0	0	0	0	0	0	0	0	0	0	0	0	0	0	0
TOTAL	7	167	134	427	1,735	861	146	0	1,423	1,292	702	223	0	602	14	2,448	471	1,369	1,349	162	523	153	14,208

2020 FORMAL GRIEVANCE REPORT

Month	BENTON	HAWK/M	HAWK/F	WRTS	EARU & MX	GRIMES	RLW	MCWR	MCPH	MSU	NCU	PBU	NWA	TU	TRCC	VSMX	VU	CU & CMU	ORCU	Ester	DRU	Bowie Cty	TOTAL
JAN	0	13	10	35	404	105	5	0	130	174	90	11	0	92	4	260	65	125	153	15	43	7	1,741
FEB	0	13	10	31	365	59	15	1	120	130	61	22	0	75	0	242	66	104	126	17	32	16	1,505
MAR	1	27	8	30	426	63	12	1	122	221	93	5	0	99	0	273	65	129	153	16	50	5	1,799
APR	2	27	8	32	450	87	15	0	84	178	99	12	0	97	0	298	91	181	163	14	73	1	1,912
MAY	2	12	2	48	367	70	49	0	93	316	88	19	0	78	1	301	80	315	156	11	60	5	2,073
JUN	0	0	0	0	0	0	0	0	0	0	0	0	0	0	0	0	0	0	0	0	0	0	0
JUL	0	0	0	0	0	0	0	0	0	0	0	0	0	0	0	0	0	0	0	0	0	0	0
AUG	0	0	0	0	0	0	0	0	0	0	0	0	0	0	0	0	0	0	0	0	0	0	0
SEPT	0	0	0	0	0	0	0	0	0	0	0	0	0	0	0	0	0	0	0	0	0	0	0
OCT	0	0	0	0	0	0	0	0	0	0	0	0	0	0	0	0	0	0	0	0	0	0	0
NOV	0	0	0	0	0	0	0	0	0	0	0	0	0	0	0	0	0	0	0	0	0	0	0
DEC	0	0	0	0	0	0	0	0	0	0	0	0	0	0	0	0	0	0	0	0	0	0	0
TOTAL	5	92	38	176	2,012	384	96	2	549	1,019	431	69	0	441	5	1,374	367	854	751	73	258	34	9,030

INMATE INSTITUTIONAL GRIEVANCE APPEAL REPORT – MAY 2020

	Acknowledged	Rejected	Processed W/O Merit	Processed W/ Merit
Benton Unit	0	0	0	0
Benton Work Release	2	0	0	0
Bowie County Texas Correctional Facility	0	0	1	0
Cummins Unit	55	11	39	0
Cummins Modular Unit	12	0	0	0
Delta Regional Unit	16	2	10	0
East Arkansas Regional Unit	50	9	20	0
East Arkansas Regional Max Unit	95	13	33	0
Ester Unit	2	0	1	0
Grimes Unit	6	8	10	0
Maximum Security Unit	50	11	49	1
Tucker Re-Entry	0	0	0	0
McPherson Unit	21	5	12	0
McPherson Mental Health Residential Program Unit	0	0	0	0
Mississippi County Work Release Center	0	0	0	0
Northwest Arkansas Work Release Center	0	0	0	0
North Central Unit	29	23	26	0
Ouachita River Correctional Unit	37	10	29	0
ORCU Hospital	0	0	0	0
ORCU New Commitment	3	3	13	0
ORCU Mental Health Residential Program Unit	5	0	5	0
Pine Bluff Unit	2	4	2	0
Pine Bluff Re-Entry	0	0	0	0
Randall L. Williams Correctional Facility	3	7	1	0
Texarkana Regional Correctional Center	0	0	0	0
Tucker Unit	20	4	16	0
Varner Super Max	120	18	123	1
Varner Unit	23	4	23	0
Wrightsville Unit	11	0	15	0
Hawkins Center	0	0	0	0
Hawkins for Males	3	2	4	0
Hawkins SPU	0	0	0	0
Total	565	134	432	2

ADMISSIONS AND RELEASES – MAY 2020

<u>Admissions</u>	<u>Male</u>	<u>Female</u>	<u>Total</u>
Asian	1	0	1
Black	96	2	98
Hispanic	13	1	14
Native American Indian	2	0	2
Native Hawaiian or Pacific Isl.	2	0	2
White	262	23	285
Other	1	0	1
Unknown	0	0	0
Total	377	26	403

<u>Releases</u>	<u>Male</u>	<u>Female</u>	<u>Total</u>
Asian	5	0	5
Black	192	16	208
Hispanic	15	0	15
Native American Indian	1	2	3
Native Hawaiian or Pacific Isl.	0	0	0
White	412	108	520
Other	0	0	0
Unknown	0	0	0
Total	625	126	751

ADC INMATE POPULATION GROWTH 2000-2026 - MAY 2020

Updated 5/31/2020

Mo.	2000	2001	2002	2003	2004	2005	2006	2007	2008	2009	2010	2011	2012	2013	2014	2015	2016	2017	2018	2019	2020
Jan.	11,984	11,908	12,402	13,015	13,105	13,595	13,481	13,839	14,518	14,796	15,334	16,312	15,134	14,815	17,481	18,142	17,785	17,824	18,201	17,958	17,989
Feb.	12,169	12,022	12,529	13,054	13,166	13,783	13,633	14,012	14,603	14,883	15,374	16,209	14,990	15,008	17,438	18,082	17,625	17,608	17,998	17,846	18,181
March	12,006	12,033	12,299	13,108	13,088	13,418	13,534	13,772	14,580	14,843	15,290	16,095	14,964	14,665	17,395	18,233	17,573	17,666	18,089	17,898	17,860
April	12,069	12,167	12,465	13,213	13,323	13,469	13,554	13,851	14,769	14,937	15,570	16,172	15,124	14,850	17,604	18,703	17,815	17,798	18,227	17,977	17,331
May	12,109	12,384	12,558	13,463	13,556	13,528	13,711	14,146	14,880	15,146	15,694	16,062	15,132	15,074	17,593	18,693	17,769	17,652	17,945	17,817	16,694
June	12,005	12,108	12,439	13,418	13,389	13,251	13,430	13,915	14,700	15,025	15,564	15,554	14,832	14,825	17,340	18,813	17,973	17,963	17,972	17,942	
July	12,030	12,190	12,622	13,509	13,528	13,286	13,560	14,082	14,868	15,195	15,807	15,519	14,879	15,379	17,522	18,870	18,130	18,180	18,005	18,002	
August	12,087	12,371	12,815	13,565	13,632	13,419	13,646	14,224	15,100	15,385	15,829	15,240	14,675	16,103	17,549	18,806	17,919	18,051	17,751	18,090	
September	11,983	12,289	12,774	13,341	13,516	13,237	13,652	14,217	14,850	15,285	16,025	15,172	14,724	16,412	17,605	18,549	18,026	18,179	17,865	17,856	
October	12,119	12,348	12,942	13,341	13,584	13,363	13,775	14,349	14,836	15,381	16,311	15,271	14,856	16,993	17,880	18,430	18,127	18,348	17,943	17,947	
November	12,094	12,408	13,162	13,408	13,706	13,587	13,913	14,437	15,025	15,340	16,460	15,205	14,625	17,168	17,848	17,981	17,573	17,973	17,666	18,060	
December	11,856	12,333	12,845	13,106	13,470	13,338	13,728	14,315	14,716	15,199	16,204	15,062	14,654	17,235	17,874	17,707	17,537	18,078	17,799	17,759	
Net Ann. Inc.	29	477	512	261	364	-132	390	587	401	483	1,005	-1,142	-408	2,581	639	-167	-170	541	-279	-40	-1,065
Avg. Mo. Inc.	2	40	43	22	30	-11	33	49	33	40	84	-95	-34	215	53	-14	-14	45	-23	-3	-213

Population is total jurisdictional count at end of each month. Population at end of month December 1999 was 11,827.

Average monthly population increase for past fifteen years 2005 - 2019 is 24

Average monthly population increase for past ten years Jan. 2010 - Dec 2019 is 21

Average monthly population increase for past five years 2015 - 2019 is -2

Projected at Growth of 24 per Month

	2008	2009	2010	2011	2012	2013	2014	2015	2016	2017	2018	2019	2020	2021	2022	2023	2024	2025	2026
Mo.	Actual	Actual	Actual	Actual	Actual	Actual	Actual	Actual	Actual	Actual	Actual	Actual	Actual Proj.	Proj.	Proj.	Proj.	Proj.	Proj.	Proj.
January	14,518	14,796	15,334	16,312	15,134	14,815	17,481	18,142	17,785	17,824	18,201	17,958	17,989	16,886	17,174	17,462	17,750	18,038	18,326
February	14,603	14,883	15,374	16,209	14,990	15,008	17,438	18,082	17,625	17,608	17,998	17,846	18,181	16,910	17,198	17,486	17,774	18,062	18,350
March	14,580	14,843	15,290	16,095	14,964	14,665	17,395	18,233	17,573	17,666	18,089	17,898	17,860	16,934	17,222	17,510	17,798	18,086	18,374
April	14,769	14,937	15,570	16,172	15,124	14,850	17,604	18,703	17,815	17,798	18,227	17,977	17,331	16,958	17,246	17,534	17,822	18,110	18,398
May	14,880	15,146	15,694	16,062	15,132	15,074	17,593	18,693	17,769	17,652	17,945	17,817	16,694	16,982	17,270	17,558	17,846	18,134	18,422
June	14,700	15,025	15,564	15,554	14,832	14,825	17,340	18,813	17,973	17,963	17,972	17,942	16,718	17,006	17,294	17,582	17,870	18,158	18,446
July	14,868	15,195	15,807	15,519	14,879	15,379	17,522	18,870	18,130	18,180	18,005	18,002	16,742	17,030	17,318	17,606	17,894	18,182	18,470
August	15,100	15,385	15,829	15,240	14,675	16,103	17,549	18,806	17,919	18,051	17,751	18,090	16,766	17,054	17,342	17,630	17,918	18,206	18,494
September	14,850	15,285	16,025	15,172	14,724	16,412	17,605	18,549	18,026	18,179	17,865	17,856	16,790	17,078	17,366	17,654	17,942	18,230	18,518
October	14,836	15,381	16,311	15,271	14,856	16,993	17,880	18,430	18,127	18,348	17,943	17,947	16,814	17,102	17,390	17,678	17,966	18,254	18,542
November	15,025	15,340	16,460	15,205	14,625	17,168	17,848	17,981	17,573	17,973	17,666	18,060	16,838	17,126	17,414	17,702	17,990	18,278	18,566
December	14,716	15,199	16,204	15,062	14,654	17,235	17,874	17,707	17,537	18,078	17,799	17,759	16,862	17,150	17,438	17,726	18,014	18,302	18,590
Net Ann. Inc.	401	483	1,005	-1,142	-408	2,581	639	-167	-170	541	-279	-40	-897	288	288	288	288	288	288
Ave. Mo. Inc.	33	40	84	-95	-34	215	53	-14	-14	45	-23	-3	-75	24	24	24	24	24	24

MONTHLY POPULATION AVERAGES - MAY 2020

Unit/Center	5/1	5/4	5/5	5/6	5/7	5/8	5/11	5/12	5/13	5/14	5/15	5/18	5/19	5/20	5/21	5/22	5/25	5/26	5/27	5/28	5/29	AVG
Benton	328	306	305	311	330	330	330	326	326	326	323	323	323	323	322	322	322	322	322	349	347	325
Cummins	1,966	1,960	1,959	1,959	1,958	1,956	1,952	1,952	1,952	1,950	1,950	1,950	1,948	1,948	1,948	1,947	1,941	1,941	1,933	1,926	1,926	1,949
Delta	620	619	617	613	613	613	616	613	612	609	617	617	613	613	611	609	621	621	620	610	617	615
E AR Reg	1,534	1,549	1,550	1,546	1,545	1,554	1,553	1,549	1,550	1,545	1,552	1,547	1,547	1,544	1,544	1,549	1,544	1,544	1,544	1,554	1,572	1,548
Ester	571	572	571	573	571	564	562	572	578	577	572	572	572	572	579	578	575	575	577	577	579	573
Grimes	1,082	1,084	1,084	1,081	1,076	1,081	1,078	1,088	1,090	1,090	1,090	1,080	1,080	1,087	1,087	1,086	1,089	1,089	1,080	1,080	1,079	1,084
Max Sec	573	573	572	572	572	572	572	572	572	573	574	572	571	571	571	570	570	570	569	569	568	571
McPherson	979	971	963	966	960	957	951	949	939	931	931	933	930	930	920	918	921	921	920	914	908	939
MCWRC	127	125	128	131	138	136	136	136	135	135	135	135	135	133	132	132	132	132	132	132	132	133
N Central	832	831	840	836	831	830	829	830	827	827	818	817	814	811	809	807	802	802	799	800	805	819
NWAWRC	96	93	90	89	89	89	89	88	88	88	88	88	88	87	86	86	85	85	85	85	85	88
Ouachita River	1,782	1,808	1,770	1,814	1,807	1,765	1,804	1,788	1,802	1,801	1,743	1,739	1,766	1,739	1,752	1,720	1,718	1,719	1,711	1,669	1,645	1,755
Randall L Williams	545	544	540	537	533	530	528	522	520	517	518	518	518	517	517	514	512	512	512	511	507	522
Pine Bluff	517	528	532	529	526	526	524	524	518	519	527	525	524	529	529	533	534	534	536	528	518	527
PB Reentry	50	50	50	49	49	49	49	49	48	48	48	47	47	47	47	47	47	47	47	47	53	48
TRCC	115	112	112	111	111	111	111	109	116	116	116	116	116	116	116	116	115	115	115	115	115	114
Tucker	1,007	991	1,005	1,000	994	1,003	1,002	1,001	1,000	1,000	1,000	996	990	995	991	991	999	999	999	1,000	997	998
Tucker Re-Entry	106	113	113	113	112	112	112	110	110	109	109	109	108	107	107	107	106	106	105	105	105	109
Varner	1,609	1,590	1,632	1,606	1,601	1,600	1,593	1,592	1,590	1,587	1,622	1,621	1,620	1,617	1,615	1,613	1,603	1,603	1,600	1,596	1,594	1,605
Wrightsville	847	844	843	848	834	841	844	842	844	844	851	850	850	851	851	854	852	852	849	847	856	847
WR Hawkins-Females	252	246	244	244	240	238	242	242	246	244	243	243	243	242	242	238	237	237	237	237	237	242
WR Hawkins-Males	197	197	197	197	197	197	197	197	197	197	196	196	196	196	196	196	194	194	193	193	193	196
Total ADC	15,735	15,706	15,717	15,725	15,687	15,654	15,674	15,651	15,660	15,633	15,623	15,594	15,599	15,575	15,572	15,533	15,519	15,520	15,485	15,444	15,438	15,607
Bowie CO., TX	318	317	316	316	316	316	316	316	314	314	314	314	314	314	314	314	312	312	312	312	308	314
ALETA	16	16	16	16	16	16	16	16	16	16	15	15	15	15	15	15	15	15	15	15	15	15
Ar State Police	61	60	61	61	61	61	61	61	60	60	60	60	60	60	60	60	60	60	60	60	60	60
Co Jail / M	703	658	581	552	536	547	503	524	485	487	462	469	446	465	462	449	438	438	459	477	497	507
Co Jail / F	65	64	65	64	62	62	62	64	65	69	68	66	64	67	63	70	66	66	66	67	69	65
Total Co Jail BK	768	722	646	616	598	609	565	588	550	556	530	535	510	532	525	519	504	504	525	544	566	572
309/M	240	239	239	234	234	232	226	226	226	225	224	224	223	222	222	222	222	222	222	221	220	227
309/F	78	75	75	72	72	69	69	69	69	68	67	67	66	66	66	66	66	66	66	65	64	69
Total Act 309	318	314	314	306	306	301	295	295	295	293	291	291	289	288	288	288	288	288	288	286	284	296
Total Non ADC	1,481	1,429	1,353	1,315	1,297	1,303	1,253	1,276	1,235	1,239	1,210	1,215	1,188	1,209	1,202	1,196	1,179	1,179	1,200	1,217	1,233	1,258
Total	17,216	17,135	17,070	17,040	16,984	16,957	16,927	16,927	16,895	16,872	16,833	16,809	16,787	16,784	16,774	16,729	16,698	16,699	16,685	16,661	16,671	16,865

FISCAL YEAR 2020 COUNTY JAIL BACKUP - MAY 2020

DAY	Jul-19	Aug-19	Sep-19	Oct-19	Nov-19	Dec-19	Jan-20	Feb-20	Mar-20	Apr-20	May-20
1	1,502	1,507 *	1,639	1,434	1,521 *	1,584	1,278 *	1,319	1,527	1,158	768
2	1,500	1,518	1,620	1,417 *	1,521	1,584	1,278 *	1,319	1,531	1,163 *	768
3	1,506 *	1,518	1,620	1,443 *	1,521	1,508	1,279	1,331	1,518	1,170 *	768
4	1,495 *	1,518	1,586	1,467	1,502	1,432 *	1,279	1,316	1,460 *	1,170	722
5	1,495	1,536	1,558 *	1,467	1,505	1,412 *	1,279	1,334	1,430 *	1,170	646
6	* 1,495	1,506	1,531 *	1,467	1,513	1,397	1,281	1,354	1,457	1,169	616
7	* 1,495	1,511 *	1,531	1,443	1,538 *	1,397	1,271	1,402 *	1,457	1,089	598
8	1,507	1,492 *	1,531	1,443	1,547 *	1,397	1,274 *	1,402 *	1,457	1,070	609
9	1,510	1,491	1,505	1,444 *	1,547	1,345	1,300 *	1,402	1,398	1,070 *	609
10	1,520 *	1,491	1,504	1,441 *	1,547	1,332	1,300	1,384	1,353	983 *	609
11	1,544 *	1,491	1,487	1,446	1,545	1,296 *	1,300	1,393	1,357 *	983	565
12	1,550	1,503	1,446 *	1,446	1,545	1,280 *	1,300	1,396	1,350 *	983	588
13	* 1,550	1,523	1,429 *	1,446	1,528	1,293	1,259	1,400	1,356	985	550
14	* 1,550	1,538 *	1,429	1,444	1,517 *	1,293	1,263	1,430 *	1,356	922	556
15	1,527	1,562 *	1,429	1,454	1,556 *	1,293	1,253 *	1,430 *	1,356	930	530
16	1,523	1,584	1,437	1,430 *	1,556	1,286	1,197 *	1,430	1,355	928 *	530
17	1,507 *	1,584	1,439	1,433 *	1,556	1,261	1,194	1,434	1,340	880 *	530
18	1,491 *	1,584	1,435	1,453	1,498	1,229 *	1,194	1,434	1,300 *	880	535
19	1,518	1,596	1,452 *	1,453	1,475	1,236 *	1,194	1,441	1,337 *	880	510
20	* 1,518	1,609	1,443 *	1,453	1,509	1,249	1,181	1,436	1,262	877	532
21	* 1,518	1,609 *	1,443	1,432	1,525 *	1,249	1,181	1,434 *	1,262	872	525
22	1,503	1,625 *	1,443	1,442	1,513 *	1,249	1,165 *	1,434 *	1,262	883	519
23	1,511	1,660	1,443	1,452 *	1,513	1,273	1,180 *	1,434	1,295	911 *	519
24	1,488 *	1,660	1,429	1,464 *	1,513	1,239	1,188	1,454	1,246	921 *	519
25	1,497 *	1,660	1,416	1,489	1,556	1,239 *	1,188	1,481	1,222 *	921	504
26	1,526	1,622	1,396 *	1,489	1,571	1,239 *	1,188	1,487	1,436 *	921	504
27	* 1,526	1,614	1,428 *	1,489	1,581	1,241	1,210	1,518	1,202	865	525
28	* 1,526	1,636 *	1,428	1,493	1,584 *	1,241	1,225	1,527 *	1,202	807	544
29	1,515	1,651 *	1,428	1,464	1,584 *	1,241	1,270 *	1,527 *	1,202	816	566
30	1,522	1,639	1,423	1,472 *	1,584	1,246	1,286		1,195	791 *	566
31	1,514 *	1,639		1,500		1,263	1,319		1,203		566
Avg Daily Backup	1,514	1,570	1,478	1,455	1,536	1,317	1,244	1,417	1,345	972	581

Notes: Totals do not include 309 Contracts in County Jails (maximum of 336)

County Jail Back-up Average for May 2020 ~ 581

County Jail Back-up Fiscal Year Average as of May 31, 2020 ~ 1,312

Short Term Revocation Program Average for May 2020 ~ 476

Short Term Revocation Program Fiscal Year Average as of May 2020 ~ 657

STTG UNIT COUNTS – MAY 2020

Unit	Beginning Total	Confirmed	Suspected	In	Out	Paroled	Removed	Ending Total	Total Unit Population	Unit % of STTG's
Benton	62	2	0	7	2	1	0	68	335	20.30%
Cummins	705	0	0	0	0	7	0	698	1,923	36.30%
Delta	200	0	0	7	4	7	0	215	615	34.96%
EARU	590	1	0	22	5	10	0	598	1,563	38.26%
Grimes	381	3	0	35	7	20	0	392	1,077	36.40%
Hawkins	55	0	0	0	2	0	0	53	422	12.56%
Max	286	0	0	0	0	4	0	282	670	42.09%
Mcpherson	44	0	0	1	0	5	0	40	908	4.41%
MCWR	35	0	0	0	3	0	0	32	128	25.00%
NCU	233	0	0	16	21	0	0	228	811	28.11%
NWAWR	18	0	0	0	1	0	0	17	84	20.24%
ORCU	324	0	0	14	4	30	0	304	1,542	19.71%
ORCU Intake	78	120	0	0	158	0	0	40	99	40.40%
PB/Ester	102	0	0	22	2	12	0	110	1,154	9.53%
RLW	205	0	0	7	3	10		199	502	39.64%
TWR	31	0	0	0	0	0	0	31	115	26.96%
Tucker	353	0	0	18	2	20	0	349	990	35.25%
Varner	613	0	0	80	39	14	0	640	1,576	40.61%
Wrightsville	279	0	0	32	4	18	0	289	845	34.20%
Total	4,594	126	0	261	257	158	0	4,585	15,359	29.85%

ORCU Intake brought in 120 new STTG members into ADC last month.

STTG DISCIPLINARY REPORT – MAY 2020

Unit	STTG Incidents	STTG Suspected Incidents	Total Unit Disciplinary	Disciplinary Involving STTG	Percentage
Benton	0	0	9	2	22.22%
Cummins	0	3	23	13	56.52%
Delta	0	0	90	34	37.78%
EARU	0	0	203	150	73.89%
Grimes	1	1	157	78	49.68%
Hawkins	0	0	7	2	28.57%
Max	0	0	122	55	45.08%
Mcpherson	0	0	164	14	8.54%
MCWR	0	0	1	0	0.00%
NCU	0	0	67	22	32.84%
NWAWR	0	0	4	0	0.00%
ORCU	0	0	154	70	45.45%
ORCU Intake	0	0	1	0	0.00%
PB/Ester	0	0	17	2	11.76%
RLW	0	0	19	6	31.58%
TWR	0	0	1	0	0.00%
Tucker	0	0	87	48	55.17%
Varner	0	0	370	173	46.76%
Wrightsville	0	0	83	38	45.78%
Total	1	4	1,579	707	44.78%

STTG COUNTS BY STTG SET – MAY 2020

STTG Set	Benton	Cummins	Delta	EARU	Grimes	Hawkins	Max	Mcperson	MCWR	NCU	NWAWR	ORCU	Intake	PB	RLW	TWR	Tucker	Varner	Wrightsville	Total
Asian	0	1	0	0	1	0	0	0	0	0	0	1	0	1	2	0	0	0	0	6
Bloods	9	159	41	105	69	6	65	5	5	37	3	71	2	21	45	0	54	134	44	875
Crips	7	99	16	74	35	5	36	5	2	17	3	32	3	13	23	2	29	96	27	524
Folk	4	56	0	48	0	6	36	5	1	14	5	3	0	6	11	0	24	68	19	306
GD	19	148	44	162	114	6	58	3	12	40	0	66	11	24	42	13	100	138	74	1,074
Mexican	1	17	13	12	8	1	6	2	1	9	1	12	2	1	4	1	6	19	14	130
Motorcycle	0	1	1	1	1	1	4	1	1	1	0	0	0	1	1	0	4	0	1	19
Other	0	25	8	10	16	2	4	0	0	9	0	12	2	3	16	5	13	16	8	149
People	1	26	9	19	19	1	18	2	0	12	0	19	2	5	8	0	12	21	10	184
Unknown	0	12	13	13	10	2	3	3	0	5	0	10	4	0	0	3	8	6	7	99
W/S	18	52	50	45	50	5	10	9	8	47	5	26	3	16	24	2	40	38	33	481
AB	1	8	0	5	5	2	0	2	1	4	0	3	2	2	3	2	5	11	5	61
AC	1	8	3	14	16	5	6	1	0	6	0	5	1	4	2	2	5	17	12	108
NAE	3	42	5	39	20	5	12	2	1	5	0	22	3	4	7	1	17	35	20	243
WAR	4	44	12	51	28	6	24	0	0	22	0	22	5	9	11	0	32	41	15	326
Total	68	698	215	598	392	53	282	40	32	228	17	304	40	110	199	31	349	640	289	4,585

Key:

GD = Gangster Disciples

W/S = White Supremacist

NAE = New Aryan Empire

WAR = White Aryan Resistance

AC = Aryan Circle

AB = Aryan Brotherhood

INTERNAL AFFAIRS BOARD REPORT - MAY 2020

Opened Investigation, Reviews/ASP May 2020	Open Investigation	Open Review	ASP Referral
Arson	0	0	0
Assault on Inmate	0	0	0
Assault on Staff	0	0	0
Attempted escape	1	0	0
Banding Together to Interfere with Unit	0	0	0
Battery on Inmate	0	0	2
Battery on Inmate without Serious Injury	0	0	0
Battery on Inmate with Serious Injury	0	0	0
Battery on Inmate with use of Unknown Substance	0	0	0
Battery on Other Person with Serious Injury	0	0	0
Battery on Staff	0	0	0
Battery on Staff without Serious Injury	0	0	0
Battery on Staff with Serious Injury	0	0	0
Battery on Staff with Bodily Fluids	0	0	5
Battery on Staff with Use of Unknown Substance	0	0	0
Death	0	0	14
Disobey Direct Order	0	0	0
Employee Misconduct	4	2	0
Excessive Force	0	1	0
Escape from Unit	0	0	0
Escape from Work Release	0	0	0
Escape Plan	0	0	0
Forcible Rape	1	0	0
Inappropriate Relationship	0	0	0
Indecent Exposure	0	0	0
Inmate on Inmate Abusive Sexual Contact	0	0	0
Inmate on Inmate Sexual Assault	0	0	0
Inmate on Inmate Sexual Contact	2	5	0
Inmate on Inmate Sexual Harassment	0	28	0
Inmate on Inmate Sexual Misconduct	0	16	0
Inmate on Inmate Nonconsensual Sexual Contact	0	0	0
Introduction of Cell Phone	0	0	0
Introduction of Contraband	3	1	1
Introduction of Drugs	0	0	0
Introduction of Tobacco	0	0	0
Major Breach of Security	0	0	0
Misconduct	1	0	0
Missing Narcotics	0	0	0
Other Incident	0	0	0
Other Rule Violation	0	0	0
Possession of Cell Phone	0	0	5
Possession of Drugs	0	0	11
Possession of a Weapon	0	0	0
Retaliation	0	0	0
Sexual Assault	0	1	0
Rape	0	0	0
Riot	0	1	0
Sexual Misconduct	0	0	0
Staff on Inmate Sexual Harassment	1	39	0
Staff on Inmate Sexual Misconduct	3	8	0
Staff on Staff Sexual Harassment	2	0	0
Staff on Staff Sexual Misconduct	1	0	0
Suicide Attempt	0	0	0
Suspected Criminal Activity	0	0	0
Trafficking	0	0	0
Use of Force	0	59	0
Verbal Abuse	0	2	0
Verbal/Written Threat on Staff	0	0	0
Work Release Misconduct	0	0	0
Total	19	163	38

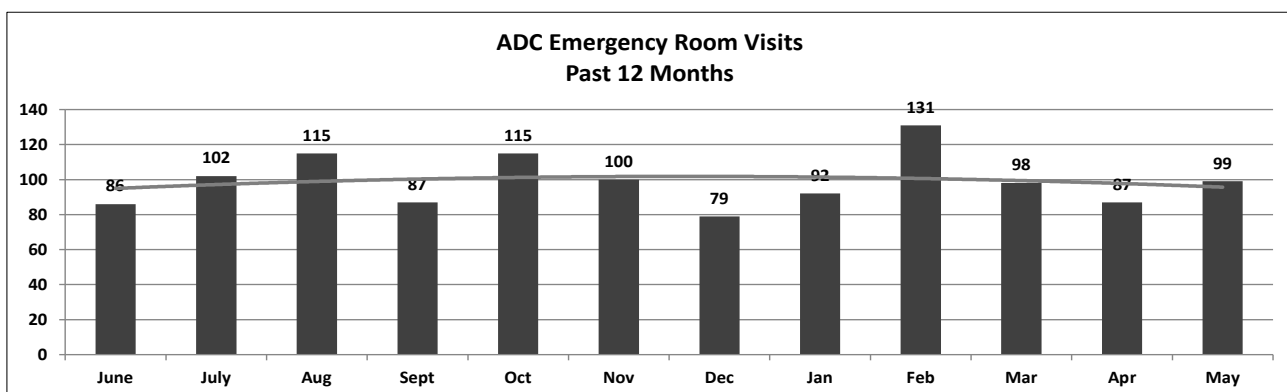
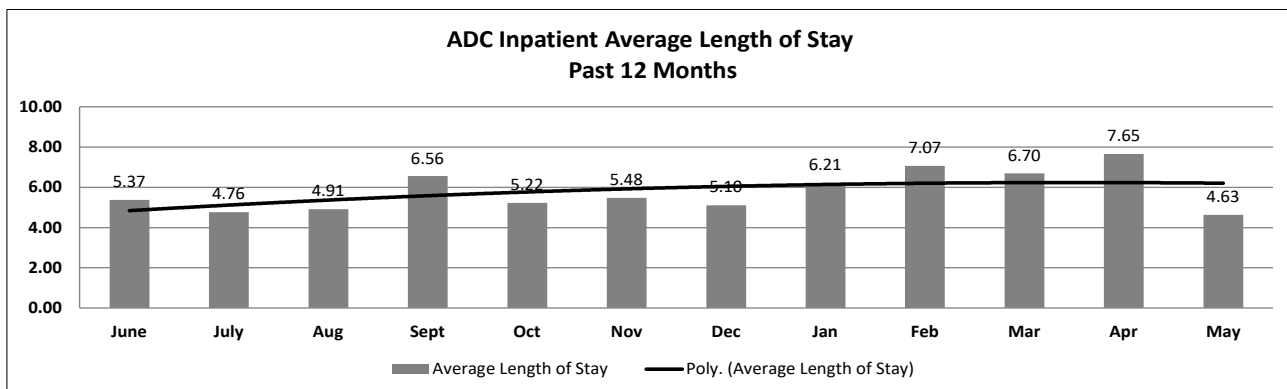
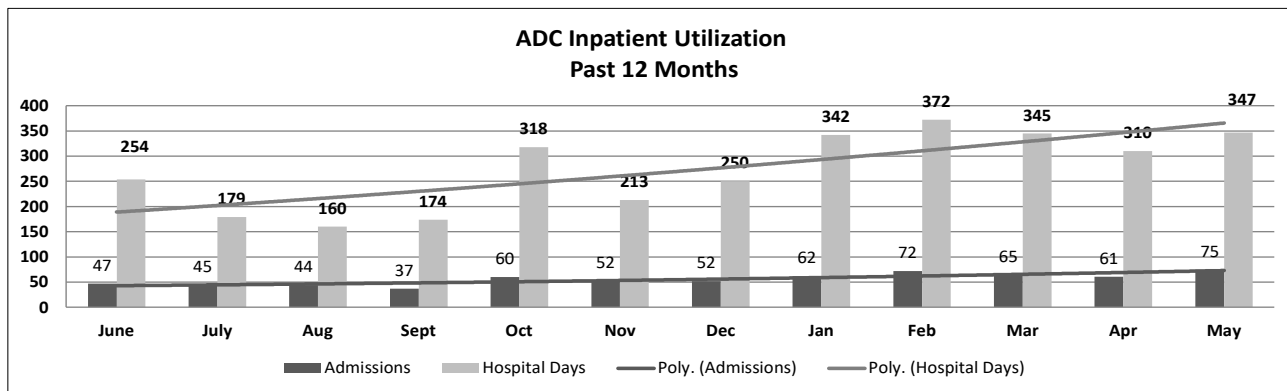
ADC INPATIENT AND EMERGENCY ROOM UTILIZATION

ADC Inpatient Statistics Past 12 Months

	2019							2020					Average
	June	July	Aug	Sept	Oct	Nov	Dec	Jan	Feb	Mar	Apr	May	
Admissions	47	45	44	37	60	52	52	62	72	65	61	75	56.0
Hospital Days	254	179	160	174	318	213	250	342	372	345	310	347	272.0
Average Length of Stay	5.37	4.76	4.91	6.56	5.22	5.48	5.10	6.21	7.07	6.70	7.65	4.63	4.86

ADC ER Visits Past 12 Months

	2019							2020					Average
	June	July	Aug	Sept	Oct	Nov	Dec	Jan	Feb	Mar	Apr	May	
Emergency Room Visits	86	102	115	87	115	100	79	92	131	98	87	99	99.3



MEDICAL GRIEVANCE BOARD REPORT – MAY 2020

Unit	<i>Acknowledged/ Received</i>	<i>Rejected</i>	<i>Reviewed & Signed by Dep Director</i>	<i>With Merit</i>	<i>With Merit, but Resolved</i>	<i>% With Merit</i>	<i>Without Merit</i>
Benton	0	0	0	0	0	0%	0
Bowie County	0	0	0	0	0	0%	0
CMU	0	0	0	0	0	0%	0
Cummins	2	6	8	0	0	0%	8
Delta	1	0	4	0	0	0%	4
EARU	44	3	31	3	1	13%	27
EARU Max	31	10	23	4	0	17%	19
Ester	7	0	2	0	0	0%	2
Grimes	3	0	3	0	0	0%	3
Hawkins	0	0	0	0	0	0%	0
McPherson	4	1	7	0	0	0%	7
MCWRC	0	0	0	0	0	0%	0
MSU	11	4	9	0	1	11%	8
North Central	10	3	9	1	0	11%	8
NWAWRC	0	0	0	0	0	0%	0
Ouachita	22	0	25	3	0	12%	22
Pine Bluff	3	0	1	0	1	100%	0
Randall L. Williams	1	0	3	0	0	0%	3
SNN	11	1	10	0	0	0%	10
TRCC	0	0	0	0	0	0%	0
Tucker	8	1	8	1	0	13%	7
Varner	21	4	16	0	0	0%	16
Varner Super Max	31	5	17	0	0	0%	17
WRU	1	0	3	0	0	0%	3
WHM	4	0	1	0	0	0%	1
WWR	0	0	0	0	0	0%	0
Total	215	38	180	12	3	8%	165

CHAPLAINCY

Month: May Year: 2020	CUMMINS	DELTA REGIONAL	EAST ARKANSAS	EAST ARKANSAS MAX	ESTER	GRIMES	HAWKINS	MAXIMUM	MCPHERSON	NORTH CENTRAL	OJACHITA RIVER	PINE BLUFF	RANDALL L. WILLIAMS	TUCKER	VARNER	VARNER MAX	WRIGHTSVILLE	TOTAL
Services Chaplains Oversaw																		
Christian																		
Population	0	12	0	0	8	0	0	0	4	4	12	4	4	0	4	0	0	52
Segregation	0	0	0	0	0	0	0	0	0	0	0	0	0	0	0	0	0	0
Muslim																		
Population	0	0	0	0	8	0	0	5	5	0	5	4	0	0	4	0	0	31
Segregation	0	0	0	0	0	0	0	5	0	0	0	0	0	0	0	0	0	5
88																		
Volunteers in Charge																		
Protestant	0	0	0	0	0	0	0	0	0	0	0	0	4	0	0	0	0	4
Catholic	0	0	0	0	0	0	0	0	0	3	0	0	0	0	0	0	0	3
Muslim	0	0	0	0	0	0	0	0	0	0	0	0	4	0	0	0	0	4
Other	0	0	0	0	0	0	0	0	0	0	0	0	0	0	0	0	0	0
Baptism	0	0	0	0	0	0	0	0	0	2	0	0	0	0	0	0	0	2
Marriages																		
	0	0	0	0	0	0	0	0	0	0	0	0	0	0	0	0	0	0
Distributed by Chaplains																		
Greeting Cards	17	6	0	0	100	120	374	123	618	45	750	27	61	107	21	211	0	2,580
Bibles,Quran,Torrah, Etc.	12	25	9	11	3	26	15	8	19	48	675	21	11	46	5	15	9	958
Study Course	0	2	28	17	10	54	0	0	58	0	85	8	1,250	114	4	23	10	1,663
Writing Supplies	0	0	0	0	35	7	150	12	65	0	750	9	0	100	0	0	80	1,208
Literature	234	500	384	183	0	81	400	411	138	560	650	307	4,168	277	219	245	200	8,957
Chaplain's Visits																		
Barracks	32	35	65		36	128	18	46	10	77	185	60	0	33	410		51	1,186
Approximate Hours Spent in Barracks	1	7	11	0	15	80	22	39	25	26	25	10	0	8	123	26	12	430
Inmate Office visits	17	116	81	0	75	114	37	29	52	5	42	27	0	36	107	0	15	753
Other Office visits	20	15	17	7	10	18	18	10	21	11	93	18	2	40	21	9	9	339
Hospital	0	0	0	0	0	0	0	0	0	0	56	0	0	0	0	0	0	56
Infirmary/Sick Call	8	3	4	0	4	10	0	12	10	4	31	4	0	4	9	0	3	106
Restrictive/Punitive Housing	5	2	0	13		7	0	10	10	5	96	8	0	3	0	19	3	181
PC - DRU		3																3
Visitation Days	0	0	0	0	0	0	0	0	1	0	0	0	0	0	0	0	0	1
Volunteer Visits																		
RCV	0	0	0	0	0	0	0	0	0	0	0	0	0	0	0	0	0	0
OCV	0	0	0	0	0	0	0	0	0	0	0	0	0	0	0	0	0	0
Spiritual Advisor	0	0	0	0	0	0	0	0	0	0	0	0	0	0	0	0	0	0
CRA	0	0	0	0	0	0	0	0	0	0	0	0	0	0	0	0	0	0
Religious Volunteer Hours																		
Volunteer Hours	0	0	0	0	0	0	0	0	0	0	0	0	0	0	0	0	0	0
Denominational/Volunteer Chaplain Hours	0	0	0	0	0	0	0	0	0	0	0	0	0	0	0	0	0	0
																		0
Other Activities of Chaplain																		
Counseled Employees	15	6	9	0	15	7	10	3	30	4	40	5	0	7	39	0	11	201
Orientation Sessions	0	1	0	0	0	0	0	0	0	0	0	3	0	0	0	0	0	4
Free World Devotions	0	0	0	0	4	10	0	0	0	0	1	0	0	1	24	0	0	40
Spoke in Churches	11	0	0	0	1	2	0	0	1	0	0	0	2	4	24	0	0	45
Crisis Intervention Sessions	17	25	2	0	0	0	15	2	79	10	24	2	10	4	9	3	11	213
Marriage Counseling	0	0	0	0	0	0	0	0	0	0	2	0	0	0	0	0	0	2
Denominational Meeting	0	0	0	0	0	4	0	0	0	0	0	0	0	0	0	0	0	4
Chaplain's Meeting	0	1	1	0	1	0	1	0	1	0	1	1	1	1	13	0	1	23
Volunteer Training Session	0	0	0	0	0	0	0	0	0	0	0	0	0	0	0	0	0	0
Chaplain Transfers																		
	0	0	0	0	0	0	0	0	0	0	0	0	0	0	0	0	0	0
Chaplain Promotions																		
	0	0	0	0	0	0	0	0	0	0	0	0	0	0	0	0	0	0
PAL PROGRAM																		
Enrolled at start of month	47	21	49	0	34	48	56	22	44	29	27	0	28	59	48	0	23	535
Enrolled during the month	0	5	0	0	0	4	1	5	4	0	1	0	0	7	6	0	1	34
Removed From PAL Program																		
# Paroled	0	1	2	0	0	1	2	0	5	2	0	0	0	2	0	0	0	15
# Completed	0	1	8	0	0	0	0	0	1	0	3	0	0	0	3	0	0	16
# Withdrew	0	2	1	0	0	0	2	1	0	0	0	0	0	3	0	0	0	9
# Removed	0	0	3	0	0	1	0	1	4	0	1	0	0	0	1	0	1	12
# Transferred	1	0	0	0	0	1	0	0	0	0	0	0	0	0	0	0	1	3
Total Removed from PAL Program	1	4	14	0	0	3	4	2	10	2	4	0	0	5	4	0	2	55
Total Enrolled at the End of the Month	46	22	35	0	34	49	53	25	38	27	24	0	28	61	50	0	22	514
Volunteers In PAL																		
	0	0	0	0	0	0	0	0	0	0	0	0	0	0	0	0	0	0
Special Events:																		
	1	1	1	1	1	1	1	1	1	1	1	1	1	1	1	1	1	17

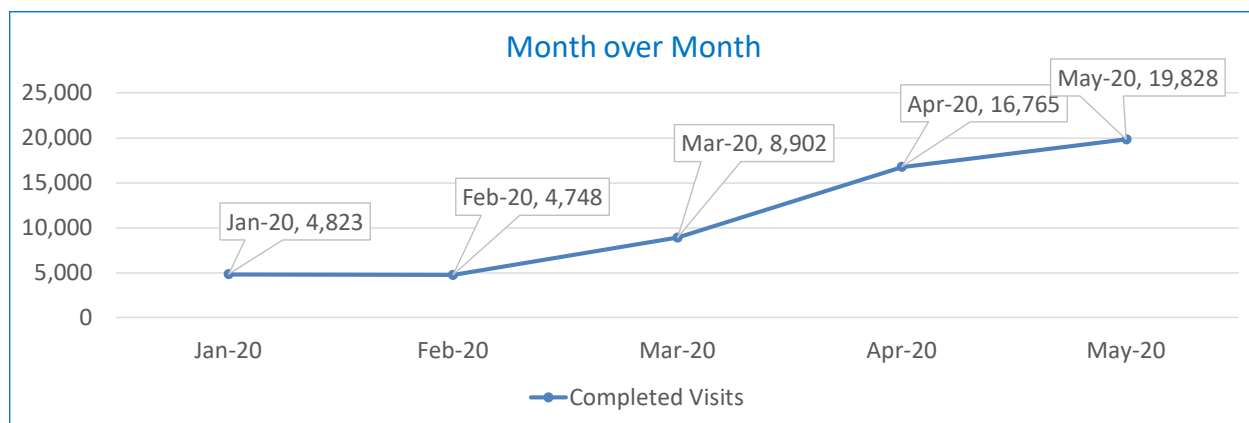
SECURUS VIDEO VISITATION REPORT MAY 2020

AR-DOC SVV Activity Tracker

Total ADP: 17,098

Total Visits by Month	Jun-19	Jul-19	Aug-19	Sep-19	Oct-19	Nov-19	Dec-19	Jan-20	Feb-20	Mar-20	Apr-20	May-20
Total (Includes SuperMax)	3,703	3,828	3,625	3,927	4,288	4,520	5,004	4,823	4,748	8,902	16,765	19,828
Target Objective	15,587	15,587	15,587	15,587	15,587	15,587	15,587	15,587	15,587	15,587	15,587	15,587

Anywhere Visitation Performance:



Completed Visits

Site	Current Month	Previous Month
<i>Benton</i>	459	495
<i>Cummins</i>	1,922	1,379
<i>Delta Regional</i>	895	895
<i>East Arkansas Regional</i>	1,680	1,318
<i>Ester</i>	965	740
<i>Grimes</i>	1,546	1,572
<i>J Aaron Hawkins Sr.</i>	866	766
<i>Tucker Max</i>	789	584
<i>Mcpherson</i>	883	861
<i>Mississippi County WRC</i>	213	160
<i>North Central</i>	1,124	981
<i>NW Arkansas WRC</i>	74	80
<i>Ouachita River</i>	1,484	1,191
<i>Pine Bluff Complex</i>	757	688
<i>Randall L Williams</i>	1,150	908
<i>State Police Barracks</i>	62	62
<i>Texarkana Regional</i>	184	228
<i>Tucker Unit</i>	1,388	1,129
<i>Varner</i>	1,983	1,431
<i>Wrightsville Unit</i>	1,395	1,277
<i>Pine Bluff Re-Entry</i>	9	20
<i>Tucker Re-entry</i>	0	0
Total:	19,828	16,765

Missed by Inmate

Site	Current Month	Previous Month
<i>Benton</i>	14	8
<i>Cummins</i>	149	109
<i>Delta Regional</i>	19	21
<i>East Arkansas Regional</i>	51	15
<i>Ester</i>	25	7
<i>Grimes</i>	46	20
<i>J Aaron Hawkins Sr.</i>	36	12
<i>Tucker Max</i>	34	48
<i>Mcpherson</i>	22	12
<i>Mississippi County WRC</i>	8	0
<i>North Central</i>	33	13
<i>NW Arkansas WRC</i>	2	3
<i>Ouachita River</i>	34	41
<i>Pine Bluff Complex</i>	23	23
<i>Randall L Williams</i>	20	20
<i>State Police Barracks</i>	1	0
<i>Texarkana Regional</i>	39	3
<i>Tucker Unit</i>	39	53
<i>Varner</i>	31	55
<i>Wrightsville Unit</i>	21	7
<i>Pine Bluff Re-Entry</i>	0	0
<i>Tucker Re-entry</i>	0	0
Total:	647	470

**SECURUS TABLET REPORT
MAY 2020**

Facility Name	Subscription	Facility	Officer	Total	New Subscriptions
Benton Unit	112	3	8	123	7
Cummins Unit	383	87	15	485	56
Delta Regional Unit	145	34	16	195	31
East Arkansas Regional Unit	246	97	15	358	46
Ester Unit	162	139	20	321	15
Grimes Unit	269	72	14	355	57
J Aaron Hawkins Sr Center For Women	151	69	15	235	12
McPherson Unit	252	103	15	370	42
Mississippi County Work Release Center	60	2	9	71	6
North Central Unit	159	99	10	268	28
Northwest Arkansas Work Release Center	51	2	8	61	1
Ouachita River Correctional Unit	286	110	14	410	37
Pine Bluff Reentry Center	20	2	0	22	0
Pine Bluff Unit	107	5	8	120	20
Randall L. Williams Facility	114	24	15	153	16
State Police Barracks	21	1	3	25	1
Texarkana Regional Correctional Center	37	2	10	49	3
Tucker Maximum Security Unit	118	31	12	161	18
Tucker Reentry Center	52	54	6	112	5
Tucker Unit	203	58	10	271	37
Varner Unit	205	82	20	307	36
Wrightsville Unit	215	56	6	277	23
TOTAL	3,368	1,132	249	4,749	497

CONSTRUCTION BUDGET / STATUS REPORT - JUNE 8, 2020 — [Page 1 of 2]

Fund	Project Description	Total Projected	Budget	Available Funds	\$ % Complete	Construction % Complete	Notes
KBR4Q95	ESTER - Phase 3 - General Improvement Fund	2,951,933	4,383,781	1,431,849	67%	98%	Parking Lot in design. Cameras will be installed around perimeter after paving. ADFA bonds turned back on Phases 1 & 2 1A
700483A	EARU ISO Rec Yard	265,735	271,430	5,695	98%	100%	Complete
700483A	Varner ISO Rec Yard	179,734	180,953	1,219	99%	100%	Complete
700483A	EARU Max Rec Precast Rec Yard	77,004	659,553	582,549	12%	0%	Prepared plans for expanded metal rec pens. Plans submitted to DBA for approval
700483A	Tucker Max Precast Rec Yard	60,028	1,210,000	1,149,972	5%	0%	Plans on hold.
700483A	Cummins Precast Rec Yard	49,857	927,500	877,643	5%	0%	Plans on hold.
KBR4Q95	Bullpens	387,840	851,999	464,159	46%	98%	Varner & EARU complete. Installation underway at Max. Locks delivered. Held up by virus
KBR4Q95	13 & 15 Barracks Door Revisions	119,737	174,000	54,263	69%	68%	All doors and locks installed in 13 Barracks.
KBR4Q95	Camera's (New)	1,073,900	1,248,000	174,100	86%	84%	Delta & Varner complete, working at EARU, Tucker, Cummins, RLW, PBU, and the Max.
700485A	Entegrity Energy Improvements at EARU & Delta	16,961,127	17,010,204	49,077	100%	97%	lights (100%), plumbing 100%, water (100%), compost (100%), & solar (100%), HVAC (100%). Only Training is incomplete.
700486A	Pine Bluff Unit Barracks 9 Renovation	369,616	437,000	67,384	85%	98%	9A, B C & D water controls arrived 2/5, training delayed, installation near complete.
KBSCW18	McPherson Administration	244,066	395,439	151,373	62%	80%	Walls are up, slabs poured, brick laid. Precast arrived 2/17, installed 2/19/20. Roof slab poured. Selected roofer. Expect to complete late July.
KBSCW18	McPherson Visitation	291,634	312,430	20,796	93%	80%	
KBR4Q95	McPherson Administration and Visitation	-	100,000	100,000	0%	0%	preparing RFQ for designer to replace existing inadequate Armory. Plans complete. Plans & documents sent to DBA 5/11/20
KBSHW18	Tucker Water Treatment	-	1,093,848	1,093,848	0%	0%	
KBSFW18	Max Armory	-	70,000	70,000	0%	0%	Slab poured 5/18/20. Walls going up.
KBSFW18	Varner Armory	56,360	68,399	12,039	82%	30%	
KBR4Q95	Tucker Isolation Bed Project	15,558	24,503	8,945	63%	30%	bed prototyped, modifications requested.
KBR4Q43	Tucker Stainless Steel Showers	152,965	250,000	97,035	61%	85%	Complete, except for the floors.
7004820	Central Office Roof Replacement	416,625	500,000	83,375	83%	100%	Started 12/3, complete 4/30/19
7004820	Pine Bluff Infirmary Roof Replacement	63,681	132,800	69,119	48%	100%	Pre-Const Mtg held 6-3-19, 120 days to complete, 100% compl.
7004810	Administrative East Roof Replacement	-	309,375	309,375	0%	0%	ADFA has funded. RFQ ad ran 4/19 and 4/26. Design firm RFQ packets reviewed. Oral interviews to follow.
7004810	Central Warehouse Roof Replacement	-	135,020	135,020	0%	0%	
7004810	RLW Roof Replacement	-	1,888,776	1,888,776	0%	0%	
22V	NWARWRC Laundry and Commissary	4,198	250,000	245,802	2%	0%	DBA approved Plans, Springdale Water Dept comments rec'd & answered. All approvals received.



CONSTRUCTION BUDGET / STATUS REPORT - JUNE 8, 2020 — [Page 2 of 2]

Fund	Project Description	Total Projected	Budget	Available Funds	\$ % Complete	Construction % Complete	Notes
Telephone Projects							
Maintenance & Operations	Fire Alarm Upgrades (All Units)	37,849	41,000	3,151	92%	58%	on-going
	Stainless Steel - Kitchen/Shower/Restrooms - All Units	19,968	20,000	32	100%	90%	continual need
	Parking Lot - Gravel and Paving - EARU	67,922	68,000	78	100%	100%	ArDOT completed the road paving 3/31/20. Purchasing gravel for the shoulders with remaining funds.
	Gates and Fences all units	24,975	25,000	25	100%	90%	to improve security
	ACA Maintenance	98,347	100,000	1,653	98%	75%	Wrightsville, Benton, & Tucker passed. Upcoming are Delta, NCU, EARU & MCWRC.
	ADA Projects - All Units	7,096	10,000	2,904	71%	0%	as needed. Have plans for Varner sports field sidewalk
	Fast Top Floor Systems (kitchen/laundry/showers all units)	24,794	25,000	206	99%	15%	Tucker Pods nearing completion, Benton restrooms underway. Ouachita kitchen next.
	Camera Equipment - All Units	243,466	250,000	6,534	97%	78%	cameras as requested/approved.
	Lock/Riot Gates - All Units	87,054	90,500	3,446	96%	40%	on-going.
	AC Units-All Units	69,717	70,000	283	100%	80%	repairing & replacing daily.
Subtotal		\$ 681,189	\$ 699,500	\$ 18,311			
Capital Projects FY20 Carry Forward	Metal Ceilings	23,546	25,000	1,454	94%	0%	NCU next, then to Delta.
	ORCU Gravel Pit Operations	34,922	35,000	78	100%	100%	on-going. Crusher operating.
	Dog Kennel/Horse Stable Malvern	0	48,000	48,000	0%	0%	Responses and revised drawings returned to DBA.
	Emergency Generator - All Units	217,139	250,000	32,861	87%	60%	Cummins 300kW generator lacks final tie in. PO issued for the Max. Starting Cummins East Bldg.
	Tucker 4 new filters & one aeration tank	449,773	488,434	38,661	92%	70%	Filters to arrive 7/20/20
	Roof Repairs-Cummins	0	145,000	90,896	37%	0%	Prepared large order for multiple Units. Currently at the Max. Need repairs at ORCU, Delta & others.
	Roof Repairs-Cummins Laundry	0				0%	Varner working on repairs, ordering TPO
	Roof Repairs-East Arkansas	0				0%	Office of State Procurement secured a State contract to purchase roofing materials.
	Roof Repairs-Max	8,784				7%	
	Roof Repairs-Tucker	1,402				0%	
	Roof Repairs-Varner	43,919				35%	
	Roof Repairs-Wrightsville	0				0%	
	Boiler Repair	99,999	100,000	1	100%	96%	continually needing repair
Subtotal		\$ 879,483	\$ 1,091,434	\$ 211,951			
New Projects	Max manhole	0	0	0	0%	0%	to provide access to a blockage point in sewer
	Tucker Barracks 10 covered walkway	0	0	0	0%	0%	Plans submitted to DBA, replying to Comments.
	RLW Sewer relocation 400' + 2 MH	0	0	0	0%	0%	frequent stoppages, defect in pipe line.
	Max Boiler Tank Replacement	0	0	0	0%	0%	
	Additional Metal Fab shop	0	29,266	29,266	0%	0%	room to do more metal work
	PB Warehouse Drive replacement	0	50,000	50,000	0%	0%	asphalt drive pot holed
	Fuel Cards/Pumps for Cummins	0	0	0	0%	0%	
Subtotal		\$ -	\$ 79,266	\$ 79,266			
Architect Fees		10,875	30,000	19,125	36%		
Total		\$ 1,571,546	\$ 1,900,200	\$ 328,654			

Notes Report has not been reconciled against Accountings Reconciled Reports.
Tolerance/Deviation is with in 1% of Projected Spending.