



DIVISION OF
CORRECTION

BOARD REPORT

January 2020



@ARDeptofCorrections



@adcpio

Dexter Payne,
Director



POPULATION REPORT

RESEARCH/PLANNING

December 2019 Admissions and Releases – Admissions for December 2019 totaled **924** (726-males & 198-females) while releases totaled **867** (724-males & 143 females) for a net increase in-house of **57** inmates.

Inmate Population Growth/Projection – At the end of December 2019, the jurisdictional population for the Division of Correction totaled **17,759**, representing a decrease of **40** inmates since the first of January 2019. Calendar year 2019 had an average decrease of **3** inmates per month, which is lower than the decrease of **23** inmates per month from calendar year 2018. Please note the updated table on Page 12 showing average monthly population growth for the last 15 years, our jurisdictional growth/rate, as well as our violent/nonviolent rates.

Average County Jail Back-up – The backup in the County Jails averaged **1,317** inmates per day during the month of December 2019 – down from an average of **1,536** inmates per day during the month of November 2019. Of the **1,317** average, short-term revocations accounted for **608** (552-males & 56-females) during the month. For CY19, the backup in the County Jails averaged **1,501** inmates per month – down from an average of **1,611** inmates per month during CY18.

Restrictive Housing (RH) – A total of **3,559** (3,392-males & 167-females) inmates were assigned to Restrictive Housing during the fourth quarter of the year.

- There was a 5% decrease in overall RH assignments in the 4th Quarter compared to the 3rd Quarter.
- Disciplinary decreased in all categories for the 4th Quarter.
- There was a 42% decrease in SMI individuals held in RH compared to the 3rd Quarter.
- There was a 40% decrease in the number of individuals 21 or younger held in RH compared to the 3rd Quarter.
- There was a 5% increase in the number of individuals 55 or older held in RH compared to the 3rd Quarter.

Refer to Page 14 of this report for further details.

INSTITUTIONS

PRISON RAPE ELIMINATION ACT (PREA)

The PREA Coordinator provided the following training during the month of December:

- **PREA Training** - December 11-12
The National PREA Resource Center provided a 12-hour course for ADC and ACC Coordinators in Forrest City.

- **Sexual Assault Investigation Training** - December 16-17
This 16-hour course was provided by the PREA Coordinator and held at the Maximum Security Unit. Eight staff members completed the training.

PREA Hotline Data:

Number of Calls Received	483
Total Calls Referred for Reported PREA Issue	22
Total Calls Referred for Non-PREA Issue	166
Calls Referred Due to Technical Failure	0
Repeat Calls	102
Test Calls	14
No Message	175

INMATE INSTITUTIONAL GRIEVANCES

Inmate Formal/Informal Grievances: During December 2019, a total of 1,793 formal grievances and 2,639 informal grievances were filed at various units.

Institutional Grievances Appeals: There was a total of 306 appeals of institutional grievances received in December 2019. Of those, 255 were acknowledged and 51 were rejected for various reasons. Of the total 376 appeals answered, 373 had no merit and three were found with merit.

SECURITY TERRORISTIC THREAT GROUP (STTG)

The STTG Coordinator, along with K-9, taught the BCOT class at the Training Academy on December 4.

An STTG sweep was conducted at the Ouachita River Correctional Unit on 12/9 and the Randall L. Williams Unit on 12/26.

The 4th quarter STTG meeting was held on 12/19 at Central Office K-9.

FARM

In an effort to prepare equipment for the 2020 crops, all farms worked in the shops during the month of December.

The beef cattle operation sold calves through Superior Livestock Auction during December. The price was above average compared to other sales that day.

Milk and egg production remained steady during the month.

REGIONAL MAINTENANCE HOURS

Regional Maintenance Hours	December 2019
Benton Unit	6,416
Delta Regional Unit	2,256
East Arkansas Regional Unit	1,472
Grimes Unit	2,368
McPherson Unit	1,004
Mississippi County Work Release	960
North Central Unit	7,368
Ouachita River Unit	616
Randall L. Williams Unit	3,680
Texarkana Regional Correctional Center	902
Tucker Unit	1,784
Varner Unit	3,384
Wrightsville Unit	112
Total Hours	32,322

WORK RELEASE RENT REPORT

Unit	December 2019
Benton Unit	\$98,855.00
Mississippi County Work Release	\$38,046.00
Northwest Arkansas Work Release	\$48,841.00
Pine Bluff Work Release	\$31,365.00
Texarkana Regional Correctional Center	\$38,590.00
Tucker Reentry Work Release	\$25,177.00
Total	\$280,874.00

REENTRY**RANDALL L. WILLIAMS
JUVENILE EDUCATION PROGRAM**

December 2019 Capacity: 20	Beginning Count	New Commitments	DCR/Punitive	Transferred/ Turned 18	Paroled	End Count
Juveniles*	10	0	1	0	2	7

*Juveniles are transferred from the program once they reach the age of 18.

**WORKFORCE ALLIANCE FOR
GROWTH IN THE ECONOMY (WAGE)**

December 2019 Capacity: 142 Unit:	Beginning Count	Admissions During Mo.	Removed*	Completed	End Count
Delta	6	2	0	8	0
Ester**	0	0	0	0	0
Hawkins	20	8	2	8	18
McPherson	7	0	0	2	5
Ouachita River	20	0	3	1	16
Tucker	17	5	2	1	19
Tucker Reentry	0	0	0	0	0
Wrightsville	17	14	1	3	27
TOTAL	87	29	8	23	85

*The "Removed" column indicates the number of participants who transferred, signed out, received a disciplinary, were removed because test scores were not returned/were too low to continue, or were released from prison.

**The Ester Unit WAGE Program is going through a programming transition with no classes being taught at this time.

**ADVANCED PRINCIPLES
AND APPLICATIONS FOR
LIFE PROGRAM (APAL)**

December 2019 Capacity: 86	Beginning Count	Admissions During Mo.	Removed*	End Count
Ester	36	0	0	36
Hawkins	37	13	4	46
TOTAL	73	13	4	82

Advanced PAL is an 18-month reentry program that combines a pre-release curriculum with the PAL program.

*The "Removed" column indicates the number of participants who paroled, completed the program, withdrew from the program, transferred, or were removed from the program for another reason.

**WRIGHTSVILLE-HAWKINS
PATHWAY TO FREEDOM PROGRAM**

December 2019 Capacity: 200	Beginning Count	Enrolled During the Month	Removed	End Count*
Wrightsville-Hawkins PTF	198	8	9	197

THINK LEGACY

December 2019 Capacity: 635 Unit	Beginning Count	Admitted	Graduated	Removed	End Count
Cummins	56	19	7	11	57
Delta Regional	19	5	2	1	21
East Arkansas Regional	48	10	0	12	46
Ester	69	20	12	3	74
Grimes	56	4	5	1	55
Hawkins (Female)	36	17	6	7	40
McPherson	66	14	7	6	66
North Central	56	5	5	2	54
Ouachita River	34	7	4	3	34
Tucker	61	14	8	7	60
Tucker Women's Reentry	21	3	0	2	22
Varner	48	14	4	8	50
Wrightsville	48	7	2	5	48
Total	618	139	62	68	627

There are 112 females and 191 males on the Think Legacy waiting list, for a total of 303. All Think Legacy applicants are within six to 18 months of their TE or discharge date. The average wait time is approximately 120 days. A total of 627 participant slots are filled out of the available 635. The number of volunteer hours for the month totaled 164.

December 2019 Think Legacy Activities included:

Representatives from Arkansas Workforce Services visited the Delta Unit on December 17. The Ester Unit hosted a Christmas party for Think Legacy participants on 12/19 in which the former Arkansas Department of Correction Director Ray Hobbs served as the keynote speaker. Occupational Safety and Health Administration (OSHA) instructors visited from Colorado and facilitated training at the McPherson, North Central, and Grimes Units on December 12/9 – 12/12. A Christmas Party and Think Legacy graduation ceremony was held at the Wrightsville-Hawkins Women's Unit on 12/13. The McPherson Unit hosted several motivational speakers for a Christmas gathering that included: The Butterfly House, Arkansas Workforce Services, prior offenders who are now successful within their communities, and various Community College Recruiters. The Wrightsville Unit hosted a Shorter College graduation on December 19.

ADMINISTRATIVE SERVICES**DIVISION OF CORRECTION
TRAINING - DECEMBER 2019****BASIC TRAINING DIVISION –**

Forty-five cadets graduated from instructor Sarah Apel's **BCOT Class 2019-O** on December 6. Bakari Norman of the Northwest Arkansas Work Release Center received the Willis H. Sargent Award. Warden Joe Page of the Tucker Unit served as the guest speaker.

Under the direction of instructor Ramone Woodall, **BCOT Class 2019-P** graduated on December 20 with a total of 71 cadets. Eric Faucette of the Wrightsvilles Unit was the recipient of the Willis H. Sargent Award. Deputy Warden Todd Ball of the Ouachita River Correctional Unit served as the guest speaker.

IN-SERVICE DIVISION –

The Training Academy offered one session of *Blue Courage* during December at Administrative Annex East, which was attended by 39 employees.

The following classes were also offered to Division of Correction staff through the Training Academy during the month:

- **American Red Cross CPR Instructor Course** [Two participants]
- **Annual Training Day** [Four participants]
- **Correctional Security for Non-Security (Full-Time Staff 40)** [13 participants]
- **Correctional Security for Non-Security (Religious Volunteers 16)** [16 participants]
- **Defensive Driving** [10 participants]
- **Management Level I** [17 participants]

eCADEMY –

During December, 293 ADC employees completed a total of 2,880 hours of eCADEMY training. About 6% of ADC employees completed at least one course during that timeframe, averaging 0.61 hours per staff member. The Computer Lab is open on a daily basis for employees who wish to complete online training through eCademy.

**HEALTH/CORRECTIONAL
PROGRAMS****CHAPLAINCY SERVICES**

All Facilities – The Chaplaincy Division at each facility gathered donated items throughout the final quarter of 2019 and assembled gift bags, which were distributed to all ADC inmates by chaplains, volunteers, and other ADC staff members throughout the month of December.

CHAPLAINCY SERVICES, *continued*

Delta Regional Unit – On December 17, the chapel hosted a Bible QUIZlympics competition with 15 inmates and four volunteers participating in the event.

Ester Unit – Eight volunteers participated in the annual Badged Volunteer Review and Quarterly Training event held at the unit on December 20.

East Arkansas Regional Unit/EARU Max – On December 12, a special service was held at the unit by Pastor Steve Gaines of Bellevue Baptist Church.

Hawkins Unit – On December 20, the unit hosted a Christmas Party that was attended by 256 inmates and 33 volunteers. On 12/23, seven volunteers made rounds caroling in the Hawkins Women's Unit.

McPherson Unit – “Love Without End” held an event at the unit on December 6 that was attended by 219 inmates and facilitated by three volunteers.

North Central Unit – On December 6, Christmas cards were distributed throughout the unit. A “Mattingly Family” gospel concert was held on 12/12 with 60 inmates and three volunteers in attendance. Five volunteers and 77 inmates attended a Rick Long Christmas service at the unit on 12/19. A Christmas service, held on 12/21 by Cave City Free Will Baptist Church, was attended by 77 inmates and five volunteers.

Ouachita River Correctional Unit – On December 25, Senior Chaplain Moore conducted a Christmas morning service at the unit.

Tucker Unit – On December 11, the unit hosted Governor Asa Hutchinson, the ADC Management Team, the Arkansas Board of Corrections, and a host of guests who gathered to celebrate the 50th anniversary of the Island of Hope Chapel.

Wrightsville Unit – A New Year's Eve service was held at the unit on December 31 that was attended by 136 inmates and six volunteers.

ACCREDITATION**ACA internal audits completed:**

12/2–12/3 Delta Unit Audit Prep
 12/4 North Central Unit First Pre-Audit
 12/9 Benton Unit Visit, New ACA Manager
 12/10 Delta Unit Contract Preparation
 12/11 Central Office File Prep
 12/18 EARU First Pre-Audit
 12/19 MCWRC Audit Prep

Fire/Safety and Sanitation independent audits conducted by the Fire and Sanitation Coordinator:

12/2–12/3 North Central Unit Audit Prep
 12/4–12/6 EARU Audit Prep
 12/9–12/10 EARU Audit Prep
 12/11 MCWRC Audit Prep
 12/19 MCWRC Audit Prep

Classes taught:

12/5 Training Academy

VOLUNTEER SERVICES**Total Number of Volunteer Hours for December 2019:**

Unit/Program	Hours
Delta Unit	7.50
East Arkansas Regional Unit	15
Hawkins Unit	7.50
McPherson Unit	17
Mississippi County Work Release Center	2
North Central Unit	4
Northwest Arkansas Work Release Center	22.50
Ouachita River Correctional Unit	36
Pine Bluff Complex	4
Varner	8
PAWS	21
Think Legacy	164
Religious Services/Chaplaincy	3,848
Total Hours	4156.50

MENTAL HEALTH SERVICES**Reduction of Sexual Victimization Program (RSVP) and Sex Offender Treatment Programs (SOFT):**

December 2019	Capacity	Beginning Count	Completed	Removed	Admissions	End Count
RSVP	278	284	69	4	75	286
SOFT	30	6	2	0	4	8
Total	308	290	71	4	79	294

There are 757 males on the waiting list for RSVP and 13 females on the waiting list for SOFT within five years of their TE date. Of those, 20 inmates are mandated by the Parole Board.

The average time on the waiting list from request is between one and two months for those stipulated.

The total on the waiting list, including those not currently within the identified timeframe, is 1,409 males – 1,108 of whom are low risk on the ARORA, and 15 females – seven of whom are low risk on the ARORA. There is one PREA inmate in the program at this time.

***The waiting list numbers include inmates that are ineligible due to class or housing status.**

MENTAL HEALTH SERVICES, continued**Therapeutic Community (TC):**

December 2019 Unit	Capacity	Beginning Count	Completed	Removed	Admissions	End Count
Tucker	136*	130	9	11	20	130
Wrightsville	50*	50	7	6	15	52
McPherson	53*	51	3	4	5	49
Total	239	231	19	21	40	231

There are 620 males and 101 females on the waiting list within 18 months of their release date. Of those, nine are mandated by the Parole Board.

The average time on the waiting list from request is 34 days.

The total on the waiting list, including those not currently within the identified timeframe, is 1,092 males and 156 females; of these, 329 are low risk on the ARORA.

***Denotes transitional beds available at this treatment program. The Tucker Therapeutic Community has 129 client slots and seven peer counselor slots.**

Substance Abuse Treatment Program (SATP):

Unit	Capacity	Beginning Count	Completed	Removed	Admissions	End Count
Cummins	47*	45	0	3	3	45
Grimes	56*	50	14	3	12	45
McPherson	106*	101	22	12	28	95
Maximum Security	3	3	0	2	2	3
Randall L. Williams	200*	156	31	17	62	170
Benton	20*	19	0	3	4	20
Wrightsville	150*	147	21	14	32	144
Total	582	521	88	54	143	522

There are 1,789 males and 197 females on the waiting list within 18 months of their release date. Of those, 54 are mandated by the Parole Board.

The average time on the waiting list from request is 15 days.

The total on the waiting list, including those not currently within the identified timeframe or ineligible due to class or housing status, is 2,799 males and 281 females; of these, 841 are low risk on the ARORA.

***Denotes transitional beds available at this treatment program.**

Substance Use Intervention Program: The Substance Use Intervention Program had seven admissions and ten discharges for an end-of-month count of 27 for December. This program is housed at the Varner Unit and is for inmates found guilty of a disciplinary violation for drug use or drug possession.

Ouachita River Correctional Unit (ORCU) Residential Program Unit (RPU): The RPU had eight admissions and nine discharges in December for an end-of-month count of 124.

McPherson Unit Mental Health Residential Program Unit (RPU): There were nine admissions and nine discharges in December for an end-of-month count of 40.

Habilitation Program: The Habilitation Program at the Ouachita River Correctional Unit provided treatment services to 47 inmates during December. There were two admissions and two discharges resulting in an end-of-month count of 45.

Anger Management Treatment: The Anger Management Treatment Program at the Cummins Unit provided treatment services to 32 inmates during December. There were no admissions and 17 discharges for an end-of-month count of 15.

Staffing: The following Mental Health Services and Substance Abuse Treatment Program (SATP) positions were vacant in November and December 2019:

Positions	FTE's*	November	December
Psychologists	14	5	5
Social Workers	31	13	14
Advisors	64	13	12
Substance Abuse Program Leaders	35	4	2
Administrative Specialists	17	1	1

***FTE refers to authorized Full Time Equivalent positions.**

ADDITIONAL MENTAL HEALTH AND MEDICAL INFORMATION

Self-Study Classes:

Classes	# of Participants	# Completed	Waiting List
Anger Management	306	296	1,183
Thinking Errors	134	133	1,250
Substance Abuse Education	163	149	851
Communication Skills	198	196	1,067
Domestic Violence	62	58	363
Victims of Domestic Violence	21	21	111
Stress Management	351	316	1,225
Parenting	180	158	533

Suicide: There were 107 suicidal threats during December. There were 12 attempts resulting in one death.

Outpatient: There were 2,129 inmates on the mental health medical log at the beginning of December. Mental Health staff conducted the following contacts during December:

Case Management Contacts	2,111
Requests for Interviews	1,515
Testing	6
Intakes	858
Unit Requests	1,550
Pre-Lockup Reviews	491
Routine Restrictive Housing Reviews	1,011
Restrictive Housing Rounds	19,189
PREA Evaluations	120
Routine Follow-up	334
834 Requests	29

County Mental Health Requests: During December, there were 169 requests of a mental health nature received. Of those, 70 inmates were fast-tracked to ADC.

County Medical Health Requests: During December, there were 571 requests of a medical nature received. A total of 22 inmates were fast-tracked to ADC.

Medical Contract Reimbursements: Sanction reimbursements for November were \$10,850.00.

Deaths: There were six inmate deaths during the month of December. One was claimed and five were cremated.

Wellpath: See attachment for Wellpath's report regarding outside beds and emergency room visits.

Medical Grievances: In December, there were 175 appeals of medical grievances received and 196 appeals were answered; 14 of those were found to be with merit and six with merit but resolved.

SEX OFFENDER ASSESSMENT

Assessments Completed:

Risk Level	December	September 1999 through December 2019
Level 1	0	1,201
Level 2	29	7,767
Level 3	20	6,988
Level 4	12	683
Default 3	1	*
Total	62	16,639
*Default Level 3's are included in the total number of Level 3's to date.		

ACIC Numbers:

The total number of sex offenders registered from September 1999 through December 2019:

Compliant	8,563
Delinquent	1,019
Confined	3,319
Out-of-State	3,613
Address Unknown	123
Deported	206
Incapacitated	86
Out of USA	10
Total	16,939

Consistent with current Arkansas law, deceased offenders no longer remain on the registry.

PAWS IN PRISON

Currently Enrolled in Training:

Hawkins Unit	7
Maximum Security Unit	9
North Central Unit	8
Ouachita River Correctional Unit	4
Randall L. Williams Unit	5
Tucker Unit	7
Total	40

PAWS IN PRISON, continued**Completed Training:**

December 2019 Program Graduates	16
YTD 2019 Program Graduates	209
Total Graduates Since Inception (December 2011)	1,452
Dogs Currently in Foster (Graduated, but Not Adopted)	1
Volunteer Hours	21
Volunteer Hours (Year-to-Date)	220

CONSTRUCTION/MAINTENANCE**PROJECT UPDATES**

SEE CONSTRUCTION BUDGET / STATUS REPORT
IN ATTACHMENTS SECTION (PAGES 24-25).

AGENCY HIGHLIGHTS**AGENCY-WIDE:*****Unit Holiday Parties and Award Ceremonies Held***

December is always a busy and festive time within the Division of Correction and 2019 was no exception. Holiday parties were held



at all of the facilities. Some used the occasion to announce their annual award winners. Santa even showed up on the scene at the Maximum Security Unit's party.

Meeting of Arkansas Correctional Schools Leadership Held

Superintendent Bill Glover, along with 11 school principals from the Arkansas Correctional Schools (ACS), held a meeting on December 5 to discuss ideas pertaining to making the educational system more efficient and effective.

***Reentry Coordinator Makes Presentation at National Conference***

Division of Correction Reentry Coordinator Nicole Smart stepped onto the national stage in early December when she presented on Arkansas's reentry efforts at a conference held in Atlanta, Georgia for the National Association for Justice-Involved Females. Her focus was on the Think Legacy program and the interactive audience had many questions about the program.

***National PREA Resource Center Holds Training in East Arkansas***

Representatives from the National Prison Rape Elimination Act (PREA) Resource Center held a two-day course in Forrest City on December 11-12. Attended by ADC and ACC staff, the training included classroom sessions as well as a travel practicum.

**ESTER UNIT:*****Former Director Speaks at Ester Unit Christmas Program***

On December 19, a Think Legacy Christmas Program was held at the Ester Unit. Ray Hobbs, a former ADC director was the guest speaker for the event. DOC Secretary Wendy Kelley and ADC Director Dexter Payne were in attendance as well.

AGENCY HIGHLIGHTS, continued**GRIMES UNIT:*****Contest Winners Decline Their Prize to Help Others***

The Grimes Unit held a contest for the annual Santa Central Food Drive with the winning shift receiving a pizza party. The winner was Grimes Unit C-Shift, who collectively donated a total of 342 items. The generosity didn't stop there.

Warden Gary Musselwhite received an email from Lieutenant Cecil Wright saying, "We appreciate the gesture; however, we have voted unanimously as a shift to turn down the pizza party in hopes money can be better used and potentially help someone in need; again, we appreciate the gesture."

After talking with the lieutenant, it was decided that the money would go help a family in Newport. The Newport School District was contacted and Warden Musselwhite was informed of two boys who had recently been placed in their grandmother's custody and would need assistance for Christmas. When Warden Musselwhite learned there were two boys, he matched C-Shift's donation.

The generous gestures shown by C-Shift and Warden Musselwhite demonstrate how the unit staff work at "Striving for Excellence" not only on the job, but as caring human beings.

NORTHWEST ARKANSAS WORK RELEASE CENTER:***Officers Honor Fallen Brother in Law Enforcement***

On December 12, officers from the Northwest Arkansas Work Release Center in Springdale and the Fayetteville Parole/ Probation Office represented the Department of Corrections at the celebration of life service for Officer Stephen Carr of the Fayetteville Police Department. Officer Carr was ambushed and killed in his patrol car on December 7.

Pictured here are Sergeant Shawn Arrington (left), Officer Blake Barnes, and Captain Stephen Simmons with the Northwest Arkansas Work Release Center.

**OUACHITA RIVER CORRECTIONAL UNIT:*****Staff Makes Large Toy Donation to Arkansas Children's Hospital***

Every shift of correctional officers, field officers, and non-security staff at the Ouachita River Correctional Unit joined together and collected a total of 521 toys that were donated to the Arkansas Children's Hospital for children having to spend their holidays there.

**TUCKER UNIT:*****50th Anniversary of Chapel Celebrated***

A celebration was held on December 11 in observance of the 50th anniversary of the dedication of the Tucker Unit's Island of Hope Chapel, which is known for being the first free-standing prison chapel in the south. Those assembled heard from Governor Asa Hutchinson, Department of Corrections Secretary Wendy Kelley, Correction Division Director Dexter Payne, and the Tucker Unit Chapel Band. The prevailing message of the day was the important role that the chapel plays for those desiring a better life and Tucker Unit Chaplain Pearson was presented with a plaque commemorating the event.



2019 INFORMAL GRIEVANCE REPORT

Month	BENTON	HAWK/M	HAWK/F	WRTS	EARU & MX	GRIMES	RLW	MCWR	MCPH	MSU	NCU	PBU	NWA	TU	TRCC	VSMX	VU	CU	ORCU	Ester	DRU	Bowie Cty	TOTAL
JAN	1	25	25	85	362	310	28	0	448	175	118	33	0	139	1	470	72	151	228	24	132	57	2,884
FEB	0	15	27	80	341	284	17	0	267	147	148	30	0	107	0	450	54	149	406	20	96	39	2,677
MAR	3	15	30	96	305	254	26	0	309	155	171	52	0	125	0	517	72	201	339	27	80	44	2,821
APR	0	34	14	100	305	243	21	0	454	267	141	42	0	97	0	607	145	167	255	29	97	53	3,071
MAY	3	21	12	88	354	299	10	0	278	406	106	40	1	119	1	448	90	180	396	32	114	35	3,033
JUN	1	20	17	81	290	221	21	0	307	192	131	37	1	130	0	478	67	157	203	21	110	46	2,531
JUL	1	30	20	109	318	294	19	4	383	242	143	38	0	113	1	489	88	183	426	27	101	60	3,089
AUG	3	29	19	122	316	272	17	2	390	146	139	17	0	135	4	445	84	136	494	27	90	45	2,932
SEPT	1	45	20	73	449	258	27	0	307	220	117	48	0	135	0	511	86	222	494	20	115	69	3,217
OCT	1	36	42	93	309	197	33	0	359	241	125	52	0	100	0	565	77	254	346	21	66	57	2,974
NOV	4	28	24	109	270	201	21	0	248	200	92	54	0	98	0	507	61	160	259	17	45	49	2,447
DEC	2	37	32	86	312	233	28	1	296	218	115	35	0	91	0	435	68	238	258	31	83	40	2,639
TOTAL	20	335	282	1,122	3,931	3,066	268	7	4,046	2,609	1,546	478	2	1,389	7	5,922	964	2,198	4,104	296	1,129	594	34,315

2019 FORMAL GRIEVANCE REPORT

Month	BENTON	HAWK/M	HAWK/F	WRTS	EARU & MX	GRIMES	RLW	MCWR	MCPH	MSU	NCU	PBU	NWA	TU	TRCC	VSMX	VU	CU	ORCU	Ester	DRU	Bowie Cty	TOTAL
JAN	0	14	8	37	335	152	16	0	171	128	70	13	0	117	0	289	55	106	155	12	73	21	1,772
FEB	0	4	5	56	334	134	9	0	104	185	78	15	0	81	0	255	46	115	161	8	57	8	1,655
MAR	3	9	4	40	332	121	12	0	115	111	102	15	0	125	0	310	5	144	113	25	37	14	1,637
APR	0	14	4	52	274	128	19	0	153	289	81	21	0	67	0	334	130	119	150	14	42	21	1,912
MAY	1	10	4	39	337	137	37	0	109	270	49	20	1	93	0	277	77	126	151	13	45	5	1,801
JUN	0	7	4	44	265	92	8	0	115	192	77	12	1	89	0	264	56	95	130	0	57	17	1,525
JUL	1	9	2	36	397	142	13	1	144	232	78	7	0	88	1	294	73	113	165	12	53	22	1,883
AUG	1	14	4	59	370	142	10	1	140	162	65	6	0	120	1	240	59	146	494	9	38	13	2,094
SEPT	0	19	10	34	400	110	11	0	105	236	62	11	0	102	0	302	75	133	173	15	58	19	1,875
OCT	1	17	9	43	394	81	14	0	105	227	58	11	0	76	0	320	63	173	195	9	33	16	1,845
NOV	2	9	6	65	332	96	16	0	103	302	43	16	0	68	1	253	49	109	158	8	27	11	1,674
DEC	1	7	10	42	421	114	8	0	136	231	70	8	1	57	1	246	52	155	162	13	45	13	1,793
TOTAL	10	133	70	547	4,191	1,449	173	2	1,500	2,565	833	155	3	1,083	4	3,384	740	1,534	2,207	138	565	180	21,466

INMATE INSTITUTIONAL GRIEVANCE APPEAL REPORT – DECEMBER 2019

	Acknowledged	Rejected	Processed W/O Merit	Processed W/ Merit
Benton Unit	1	0	0	0
Benton Work Release	0	0	0	0
Bowie County Texas Correctional Facility	0	0	3	0
Cummins Unit	26	3	36	0
Cummins Modular Unit	0	0	0	0
Delta Regional Unit	0	0	3	0
East Arkansas Regional Unit	5	3	10	0
East Arkansas Regional Max Unit	30	6	98	2
Ester Unit	0	1	0	0
Grimes Unit	5	1	16	0
Maximum Security Unit	40	7	42	0
Tucker Re-Entry	0	0	0	0
McPherson Unit	2	2	6	0
McPherson Mental Health Residential Program Unit	0	0	0	0
Mississippi County Work Release Center	0	0	0	0
Northwest Arkansas Work Release Center	0	0	0	0
North Central Unit	8	1	6	0
Ouachita River Correctional Unit	27	6	19	0
ORCU Hospital	0	0	0	0
ORCU New Commitment	20	3	13	0
ORCU Mental Health Residential Program Unit	1	3	0	0
Pine Bluff Unit	1	1	1	0
Pine Bluff Re-Entry	0	0	0	0
Randall L. Williams Correctional Facility	0	4	1	0
Texarkana Regional Correctional Center	0	0	0	0
Tucker Unit	4	1	8	0
Varner Super Max	67	7	97	1
Varner Unit	9	1	8	0
Wrightsville Unit	9	1	5	0
Hawkins Center	0	0	1	0
Hawkins for Males	0	0	0	0
Hawkins SPU	0	0	0	0
Total	255	51	373	3

ADMISSIONS AND RELEASES – DECEMBER 2019

<u>Admissions</u>	<u>Male</u>	<u>Female</u>	<u>Total</u>
Asian	0	2	2
Black	226	27	253
Hispanic	22	1	23
Native American Indian	4	0	4
Native Hawaiian or Pacific Isl.	0	0	0
White	472	168	640
Other	2	0	2
Total	726	198	924

<u>Releases</u>	<u>Male</u>	<u>Female</u>	<u>Total</u>
Asian	5	1	6
Black	244	24	268
Hispanic	19	3	22
Native American Indian	4	2	6
Native Hawaiian or Pacific Isl.	0	0	0
White	451	113	564
Other	1	0	1
Total	724	143	867

ADC INMATE POPULATION GROWTH 2000-2026 - DECEMBER 2019

Updated 12/31/2019

Mo.	2000	2001	2002	2003	2004	2005	2006	2007	2008	2009	2010	2011	2012	2013	2014	2015	2016	2017	2018	2019
Jan.	11,984	11,908	12,402	13,015	13,105	13,595	13,481	13,839	14,518	14,796	15,334	16,312	15,134	14,815	17,481	18,142	17,785	17,824	18,201	17,958
Feb.	12,169	12,022	12,529	13,054	13,166	13,783	13,633	14,012	14,603	14,883	15,374	16,209	14,990	15,008	17,438	18,082	17,625	17,608	17,998	17,846
March	12,006	12,033	12,299	13,108	13,088	13,418	13,534	13,772	14,580	14,843	15,290	16,095	14,964	14,665	17,395	18,233	17,573	17,666	18,089	17,898
April	12,069	12,167	12,465	13,213	13,323	13,469	13,554	13,851	14,769	14,937	15,570	16,172	15,124	14,850	17,604	18,703	17,815	17,798	18,227	17,977
May	12,109	12,384	12,558	13,463	13,556	13,528	13,711	14,146	14,880	15,146	15,694	16,062	15,132	15,074	17,593	18,693	17,769	17,652	17,945	17,817
June	12,005	12,108	12,439	13,418	13,389	13,251	13,430	13,915	14,700	15,025	15,564	15,554	14,832	14,825	17,340	18,813	17,973	17,963	17,972	17,942
July	12,030	12,190	12,622	13,509	13,528	13,286	13,560	14,082	14,868	15,195	15,807	15,519	14,879	15,379	17,522	18,870	18,130	18,180	18,005	18,002
August	12,087	12,371	12,815	13,565	13,632	13,419	13,646	14,224	15,100	15,385	15,829	15,240	14,675	16,103	17,549	18,806	17,919	18,051	17,751	18,090
September	11,983	12,289	12,774	13,341	13,516	13,237	13,652	14,217	14,850	15,285	16,025	15,172	14,724	16,412	17,605	18,549	18,026	18,179	17,865	17,856
October	12,119	12,348	12,942	13,341	13,584	13,363	13,775	14,349	14,836	15,381	16,311	15,271	14,856	16,993	17,880	18,430	18,127	18,348	17,943	17,947
November	12,094	12,408	13,162	13,408	13,706	13,587	13,913	14,437	15,025	15,340	16,460	15,205	14,625	17,168	17,848	17,981	17,573	17,973	17,666	18,060
December	11,856	12,333	12,845	13,106	13,470	13,338	13,728	14,315	14,716	15,199	16,204	15,062	14,654	17,235	17,874	17,707	17,537	18,078	17,799	17,759
Net Ann. Inc.	29	477	512	261	364	-132	390	587	401	483	1,005	-1,142	-408	2,581	639	-167	-170	541	-279	-40
Avg. Mo. Inc.	2	40	43	22	30	-11	33	49	33	40	84	-95	-34	215	53	-14	-14	45	-23	-3

Population is total jurisdictional count at end of each month. Population at end of month December 1999 was 11,827.

Average monthly population increase for past fifteen years 2005 - 2019 is 24

Average monthly population increase for past ten years Jan. 2010 - Dec 2019 is 21

Average monthly population increase for past five years 2015 - 2019 is -2

Projected at Growth of 24 per Month

	2008	2009	2010	2011	2012	2013	2014	2015	2016	2017	2018	2019	2020	2021	2022	2023	2024	2025	2026
Mo.	Actual	Actual	Actual	Actual	Actual	Actual	Actual	Actual	Actual	Actual	Actual	Actual	Proj.	Proj.	Proj.	Proj.	Proj.	Proj.	Proj.
January	14,518	14,796	15,334	16,312	15,134	14,815	17,481	18,142	17,785	17,824	18,201	17,958	17,783	18,071	18,359	18,647	18,935	19,223	19,511
February	14,603	14,883	15,374	16,209	14,990	15,008	17,438	18,082	17,625	17,608	17,998	17,846	17,807	18,095	18,383	18,671	18,959	19,247	19,535
March	14,580	14,843	15,290	16,095	14,964	14,665	17,395	18,233	17,573	17,666	18,089	17,898	17,831	18,119	18,407	18,695	18,983	19,271	19,559
April	14,769	14,937	15,570	16,172	15,124	14,850	17,604	18,703	17,815	17,798	18,227	17,977	17,855	18,143	18,431	18,719	19,007	19,295	19,583
May	14,880	15,146	15,694	16,062	15,132	15,074	17,593	18,693	17,769	17,652	17,945	17,817	17,879	18,167	18,455	18,743	19,031	19,319	19,607
June	14,700	15,025	15,564	15,554	14,832	14,825	17,340	18,813	17,973	17,963	17,972	17,942	17,903	18,191	18,479	18,767	19,055	19,343	19,631
July	14,868	15,195	15,807	15,519	14,879	15,379	17,522	18,870	18,130	18,180	18,005	18,002	17,927	18,215	18,503	18,791	19,079	19,367	19,655
August	15,100	15,385	15,829	15,240	14,675	16,103	17,549	18,806	17,919	18,051	17,751	18,090	17,951	18,239	18,527	18,815	19,103	19,391	19,679
September	14,850	15,285	16,025	15,172	14,724	16,412	17,605	18,549	18,026	18,179	17,865	17,856	17,975	18,263	18,551	18,839	19,127	19,415	19,703
October	14,836	15,381	16,311	15,271	14,856	16,993	17,880	18,430	18,127	18,348	17,943	17,947	17,999	18,287	18,575	18,863	19,151	19,439	19,727
November	15,025	15,340	16,460	15,205	14,625	17,168	17,848	17,981	17,573	17,973	17,666	18,060	18,023	18,311	18,599	18,887	19,175	19,463	19,751
December	14,716	15,199	16,204	15,062	14,654	17,235	17,874	17,707	17,537	18,078	17,799	17,759	18,047	18,335	18,623	18,911	19,199	19,487	19,775
Net Ann. Inc.	401	483	1,005	-1,142	-408	2,581	639	-167	-170	541	-279	-40	288	288	288	288	288	288	288
Ave. Mo. Inc.	33	40	84	-95	-34	215	53	-14	-14	45	-23	-3	24	24	24	24	24	24	24

MONTHLY POPULATION AVERAGES - DECEMBER 2019

Unit/Center	12/2	12/3	12/4	12/5	12/6	12/9	12/10	12/11	12/12	12/13	12/16	12/17	12/18	12/19	12/20	12/23	12/24	12/25	12/26	12/27	12/30	12/31	AVG
Benton	337	330	312	324	327	327	327	330	333	337	338	340	339	339	338	338	328	328	328	328	328	330	331
Cummins	1,650	1,664	1,689	1,684	1,693	1,708	1,714	1,745	1,764	1,775	1,774	1,779	1,786	1,785	1,783	1,785	1,788	1,788	1,788	1,790	1,787	1,785	1,750
Delta	619	606	624	620	620	617	613	614	623	622	620	619	619	611	609	614	614	614	614	618	619	619	617
E AR Reg	1,667	1,659	1,649	1,638	1,631	1,619	1,622	1,622	1,619	1,618	1,606	1,596	1,595	1,585	1,584	1,583	1,583	1,583	1,583	1,580	1,577	1,577	1,608
Ester	588	572	581	588	577	585	587	581	576	579	587	587	588	580	582	584	584	584	584	584	585	583	583
Grimes	1,080	1,082	1,082	1,078	1,073	1,079	1,074	1,074	1,075	1,078	1,077	1,078	1,077	1,080	1,074	1,076	1,076	1,076	1,076	1,075	1,080	1,078	1,077
Max Sec	688	692	686	681	684	689	685	684	683	682	678	679	679	678	676	675	675	670	670	673	674	678	680
McPherson	1,017	1,007	1,007	988	992	1,007	1,005	1,010	1,007	1,009	1,010	1,010	1,004	1,005	1,005	1,008	1,003	1,003	1,008	1,002	1,006	1,002	1,005
MCWRC	128	128	128	124	124	124	124	124	130	130	130	130	130	130	135	134	134	134	134	134	133	132	130
N Central	835	833	834	827	824	822	830	830	836	830	828	838	839	839	831	821	823	823	823	820	819	817	828
NWAWRC	100	97	99	100	100	100	100	99	99	100	100	99	100	100	100	100	100	100	100	100	99	100	100
Ouachita River	1,857	1,842	1,851	1,850	1,838	1,852	1,841	1,846	1,827	1,837	1,831	1,846	1,829	1,824	1,835	1,847	1,828	1,828	1,828	1,829	1,828	1,843	1,838
Randall L Williams	552	543	542	536	529	532	530	524	524	519	520	520	528	543	541	535	541	541	541	538	542	542	535
Pine Bluff	540	540	524	514	531	514	520	524	524	518	528	531	531	531	533	530	530	530	530	533	534	534	528
PB Reentry	54	54	51	54	54	54	54	54	54	54	54	54	54	54	54	54	54	54	54	54	54	54	54
TRCC	121	121	118	112	118	118	120	119	119	119	118	118	121	121	121	124	124	124	124	124	123	123	120
Tucker	1,000	994	986	992	989	994	997	1,002	1,002	999	1,002	1,006	1,007	1,000	1,001	1,003	1,001	1,001	1,001	1,000	1,003	1,010	1,000
Varner	1,634	1,627	1,619	1,624	1,634	1,637	1,631	1,629	1,624	1,628	1,628	1,633	1,629	1,631	1,634	1,630	1,637	1,637	1,637	1,638	1,629	1,634	1,631
Wrightsville	1,243	1,229	1,226	1,232	1,224	1,229	1,245	1,243	1,245	1,236	1,233	1,236	1,282	1,297	1,283	1,287	1,315	1,315	1,315	1,309	1,311	1,301	1,265
Total ADC	15,710	15,620	15,608	15,566	15,562	15,607	15,619	15,654	15,664	15,670	15,662	15,699	15,737	15,733	15,719	15,728	15,738	15,733	15,738	15,729	15,731	15,742	15,680
Bowie CO., TX	336	336	335	335	335	335	335	335	335	335	335	334	333	335	335	333	333	333	333	333	327	334	
ALETA	18	17	17	17	17	17	17	17	17	17	17	17	17	17	18	18	18	18	18	18	18	18	17
Ar State Police	58	58	58	58	58	58	58	58	58	58	58	58	58	58	58	58	58	58	58	58	58	58	58
Co Jail / M	1,384	1,314	1,240	1,228	1,222	1,194	1,177	1,149	1,132	1,137	1,131	1,103	1,090	1,122	1,136	1,152	1,124	1,124	1,124	1,126	1,138	1,146	1,168
Co Jail / F	200	194	192	184	175	151	155	147	148	156	155	158	139	114	113	121	115	115	115	115	108	117	145
Total Co Jail BK	1,584	1,508	1,432	1,412	1,397	1,345	1,332	1,296	1,280	1,293	1,286	1,261	1,229	1,236	1,249	1,273	1,239	1,239	1,239	1,241	1,246	1,263	1,313
309/M	254	254	254	252	252	252	252	252	252	251	251	243	244	244	244	244	244	244	244	243	243	243	248
309/F	82	82	82	82	82	84	84	84	84	84	84	84	84	84	84	84	84	84	84	83	84	85	84
Total Act 309	336	336	336	334	334	336	336	336	336	335	335	327	333	328	328	328	328	328	328	326	327	328	332
Total Non ADC	2,332	2,255	2,178	2,156	2,141	2,091	2,078	2,042	2,026	2,038	2,031	1,997	1,965	1,974	1,988	2,010	1,976	1,976	1,976	1,976	1,982	1,994	2,054
Total	18,042	17,875	17,786	17,722	17,703	17,698	17,697	17,696	17,690	17,708	17,693	17,696	17,702	17,707	17,738	17,714	17,709	17,714	17,705	17,713	17,736	17,734	

RESTRICTIVE HOUSING QUARTERLY REPORT OCTOBER 1, 2019 TO DECEMBER 31, 2019

<u>Restrictive Housing Disciplinary Counts</u>	
12-3 : Failure To Obey Order Of Staff	492
04-8 : Battery - Use of Force on an Inmate	254
11-1 : Insolence To A Staff Member	237
12-4 : Refusing A Direct Verbal Order	231
05-3 : Assault - verbal or written threat	221
03-5 : Out Of Place Of Assignment	160
03-3 : Unexcused Absence From Wk/Schl	122
02-17 : Creating Unnecessary Noise	117
02-16 : Refusal To Submit To Testing	109
09-15 : Possession of Cell Phone	103
09-3 : Possession/Introduce Drugs	84
09-1 : Possession/Intro Of Fireworks	79
02-12 : Keep Person/Quarters W Regulat	71
10-3 : Indecent Exposure	70
07-1 : Unauthorized Use Of State Prop	68
02-2 : Use Of Drugs,Alcohol,Chemicl	66
01-1 : Banding Together/Demonstration	64
09-5 : Possession/Introduction Of Clothing	56
13-2 : Lying To A Staff Member	51
04-4 : Battery - Use of Force on Staff	44

<u>Disciplinary Categories</u>	
Violence to self	11
Violence to others	349
Possession of drug-related contraband	163
Masturbation/Indecent Exposure	73
Sex with another person	21
Other violations	2,524

Inmates placed in RH	1,559
----------------------	-------

Population Demographics

<u>RACE</u>	<u>GENDER</u>		
	M	F	Total
Asian	5	0	5
Black	1,914	76	1,990
Caucasian	1,391	86	1,477
Hispanic	67	4	71
NA Indian	12	1	13
Native Hawaiian or Pacific Isl	1	0	1
Other	2	0	2
Total	3,392	167	3,559

Protective Custody	7
Age 21 or Younger	119
Age 55 or Older	172
SMI	52

<u>Suicides/Deaths in Restrictive Housing</u>	
Suicides	1
Suicide Attempts	11
Deaths	3

FISCAL YEAR 2020 COUNTY JAIL BACKUP - DECEMBER 2019

DAY		Jul-19	Aug-19	Sep-19	Oct-19	Nov-19	Dec-19
1		1,502	1,507 *	1,639	1,434	1,521 *	1,584
2		1,500	1,518	1,620	1,417 *	1,521	1,584
3		1,506 *	1,518	1,620	1,443 *	1,521	1,508
4		1,495 *	1,518	1,586	1,467	1,502	1,432
5		1,495	1,536	1,558 *	1,467	1,505	1,412
6	*	1,495	1,506	1,531 *	1,467	1,513	1,397
7	*	1,495	1,511 *	1,531	1,443	1,538 *	1,397
8		1,507	1,492 *	1,531	1,443	1,547 *	1,397
9		1,510	1,491	1,505	1,444 *	1,547	1,345
10		1,520 *	1,491	1,504	1,441 *	1,547	1,332
11		1,544 *	1,491	1,487	1,446	1,545	1,296
12		1,550	1,503	1,446 *	1,446	1,545	1,280
13	*	1,550	1,523	1,429 *	1,446	1,528	1,293
14	*	1,550	1,538 *	1,429	1,444	1,517 *	1,293
15		1,527	1,562 *	1,429	1,454	1,556 *	1,293
16		1,523	1,584	1,437	1,430 *	1,556	1,286
17		1,507 *	1,584	1,439	1,433 *	1,556	1,261
18		1,491 *	1,584	1,435	1,453	1,498	1,229
19		1,518	1,596	1,452 *	1,453	1,475	1,236
20	*	1,518	1,609	1,443 *	1,453	1,509	1,249
21	*	1,518	1,609 *	1,443	1,432	1,525 *	1,249
22		1,503	1,625 *	1,443	1,442	1,513 *	1,249
23		1,511	1,660	1,443	1,452 *	1,513	1,273
24		1,488 *	1,660	1,429	1,464 *	1,513	1,239
25		1,497 *	1,660	1,416	1,489	1,556	1,239
26		1,526	1,622	1,396 *	1,489	1,571	1,239
27	*	1,526	1,614	1,428 *	1,489	1,581	1,241
28	*	1,526	1,636 *	1,428	1,493	1,584 *	1,241
29		1,515	1,651 *	1,428	1,464	1,584 *	1,241
30		1,522	1,639	1,423	1,472 *	1,584	1,246
31		1,514 *	1,639		1,500		1,263
Avg Daily Backup		1,514	1,570	1,478	1,455	1,536	1,317

Note: Totals do not include 309 Contracts in County Jails (maximum of 336)

County Jail Back-up Average for December 2019 - 1,317

County Jail Back-up Fiscal Year Average as of December 31, 2019 - 1,478

Short-Term Revocation Program Average for December 2019 - 608

Short-Term Revocation Program Fiscal Year Average as of December 31, 2019 - 682

CALENDAR YEAR 2019 COUNTY JAIL BACKUP

DAY	Jan-19	Feb-19	Mar-19	Apr-19	May-19	Jun-19	Jul-19	Aug-19	Sep-19	Oct-19	Nov-19	Dec-19
1	1,461	1,545	1,568	1,531	1,452 *	1,497	1,502	1,507 *	1,639	1,434	1,521 *	1,584
2	1,461 *	1,545 *	1,568	1,552	1,453 *	1,497	1,500	1,518	1,620	1,417 *	1,521	1,584
3	1,452 *	1,545 *	1,568	1,540	1,483	1,491	1,506 *	1,518	1,620	1,443 *	1,521	1,508
4	1,430	1,555	1,472	1,536 *	1,483	1,506	1,495 *	1,518	1,586	1,467	1,502	1,432
5	* 1,430	1,563	1,517	1,523 *	1,483	1,481	1,495	1,536	1,558 *	1,467	1,505	1,412
6	* 1,430	1,574	1,526 *	1,523	1,507	1,476 *	1,495	1,506	1,531 *	1,467	1,513	1,397
7	1,431	1,564	1,518 *	1,523	1,527	1,466 *	1,495	1,511 *	1,531	1,443	1,538 *	1,397
8	1,427	1,598	1,548	1,517	1,532 *	1,466	1,507	1,492 *	1,531	1,443	1,547 *	1,397
9	1,419 *	1,598 *	1,548	1,490	1,518 *	1,466	1,510	1,491	1,505	1,444 *	1,547	1,345
10	1,400 *	1,598 *	1,548	1,534	1,528	1,459	1,520 *	1,491	1,504	1,441 *	1,547	1,332
11	1,401	1,591	1,557	1,557 *	1,528	1,448	1,544 *	1,491	1,487	1,446	1,545	1,296
12	* 1,401	1,595	1,511	1,557 *	1,528	1,458	1,550	1,503	1,446 *	1,446	1,545	1,280
13	* 1,401	1,608	1,485 *	1,557	1,543	1,464 *	1,550	1,523	1,429 *	1,446	1,528	1,293
14	1,402	1,627	1,511 *	1,557	1,524	1,463 *	1,550	1,538 *	1,429	1,444	1,517 *	1,293
15	1,404	1,641	1,516	1,524	1,537 *	1,463	1,527	1,562 *	1,429	1,454	1,556 *	1,293
16	1,425 *	1,641 *	1,516	1,529	1,544 *	1,463	1,523	1,584	1,437	1,430 *	1,556	1,286
17	1,434 *	1,641 *	1,516	1,529	1,589	1,471	1,507 *	1,584	1,439	1,433 *	1,556	1,261
18	1,459	1,645	1,525	1,521 *	1,589	1,448	1,491 *	1,584	1,435	1,453	1,498	1,229
19	* 1,459	1,645	1,538	1,502 *	1,589	1,446	1,518	1,596	1,452 *	1,453	1,475	1,236
20	* 1,459	1,647	1,535 *	1,502	1,557	1,452 *	1,518	1,609	1,443 *	1,453	1,509	1,249
21	1,476	1,658	1,527 *	1,502	1,576	1,482 *	1,518	1,606 *	1,443	1,432	1,525 *	1,249
22	1,476	1,675	1,528	1,504	1,597 *	1,482	1,503	1,625 *	1,443	1,442	1,513 *	1,249
23	1,479 *	1,675 *	1,528	1,505	1,601 *	1,482	1,511	1,660	1,443	1,452 *	1,513	1,273
24	1,509 *	1,675 *	1,528	1,516	1,595	1,476	1,488 *	1,660	1,429	1,464 *	1,513	1,239
25	1,513	1,706	1,525	1,524 *	1,595	1,447	1,497 *	1,660	1,416	1,489	1,556	1,239
26	* 1,513	1,728	1,523	1,558 *	1,595	1,464	1,526	1,622	1,396 *	1,489	1,571	1,239
27	* 1,513	1,674	1,519 *	1,558	1,582	1,448 *	1,526	1,614	1,428 *	1,489	1,581	1,241
28	1,528	1,625	1,501 *	1,558	1,582	1,474 *	1,526	1,636 *	1,428	1,493	1,584 *	1,241
29	1,515		1,504	1,552	1,563 *	1,474	1,515	1,651 *	1,428	1,464	1,584 *	1,241
30	1,535		* 1,504	1,523	1,528 *	1,474	1,522	1,639	1,423	1,472 *	1,584	1,246
31	1,540		* 1,504		1,497		1,514 *	1,639		1,500		1,263
Avg Daily Backup	1,458	1,621	1,525	1,530	1,542	1,469	1,514	1,570	1,478	1,455	1,536	1,317

Notes: Totals do not include 309 Contracts in County Jails (maximum of 336)

STTG UNIT COUNTS – DECEMBER 2019

Unit	Beginning Total	Confirmed	Suspected	In	Out	Paroled	Removed	Ending Total	Total Unit Population	Unit % of STTG's
Benton	71	1	0	4	4	7	0	65	338	19.23%
Cummins	544	0	0	135	63	4	0	612	1,801	33.98%
Delta	199	0	0	33	12	18	0	202	615	32.85%
EARU	637	0	0	7	23	17	0	604	1,575	38.35%
Grimes	344	0	0	52	20	16	0	360	1,079	33.36%
Hawkins	46	0	0	12	1	0	0	57	448	12.72%
Max	264	0	0	12	12	3	0	261	676	38.61%
Mcperson	47	0	1	1	4	3	0	42	1,004	4.18%
MCWR	38	0	0	5	3	0	0	40	132	30.30%
NCU	237	0	0	33	38	0	0	232	812	28.57%
NWAWR	12	1	0	2	0	2	0	13	100	13.00%
ORCU	335	0	0	40	38	25	0	312	1,600	19.50%
ORCU Intake	100	245	0	0	244	0	0	101	241	41.91%
PB/Ester	100	0	0	34	16	9	0	109	1,171	9.31%
RLW	157	0	0	69	41	0	0	185	548	33.76%
TWR	35	0	0	0	1	0	0	34	123	27.64%
Tucker	317	0	0	18	1	0	0	334	996	33.53%
Varner	670	0	0	51	40	14	0	667	1,632	40.87%
Wrightsville	258	0	0	46	23	18	0	280	859	32.60%
Total	4,411	247	1	554	584	136	0	4,510	15,750	28.63%

ORCU Intake brought in 245 new STTG members into ADC last month.

STTG DISCIPLINARY REPORT – DECEMBER 2019

Unit	STTG Incidents	STTG Suspected Incidents	Total Unit Disciplinary	Disciplinary Involving STTG	Percentage
Benton	0	0	14	3	21.43%
Cummins	3	1	185	78	42.16%
Delta	0	0	170	76	44.71%
EARU	0	0	421	360	85.51%
Grimes	1	0	156	66	42.31%
Hawkins	0	0	19	2	10.53%
Max	0	0	104	54	51.92%
Mcpherson	3	0	185	26	14.05%
MCWR	0	0	3	1	33.33%
NCU	0	0	100	48	48.00%
NWAWR	0	0	9	2	22.22%
ORCU	0	0	96	39	40.63%
ORCU Intake	0	0	4	4	100.00%
PB/Ester	0	0	25	7	28.00%
RLW	0	0	58	26	44.83%
TWR	0	0	5	3	60.00%
Tucker	1	0	100	46	46.00%
Varner	0	0	274	142	51.82%
Wrightsville	0	0	126	62	49.21%
Total	8	1	2,054	1,045	50.88%

STTG COUNTS BY STTG SET – DECEMBER 2019

STTG Set	Benton	Cummins	Delta	EARU	Grimes	Hawkins	Max	Mcperson	MCWR	NCU	NWAWR	ORCU	Intake	PB	RLW	TWR	Tucker	Varner	Wrightsville	Total
Asian	1	1	0	0	0	0	0	0	0	1	0	0	0	2	3	0	0	0	0	8
Bloods	7	139	39	102	62	8	64	6	6	40	3	83	6	21	32	5	55	139	46	863
Crips	5	84	24	73	38	3	33	5	2	14	2	44	10	14	19	2	30	101	33	536
Folk	4	47	16	56	0	0	29	8	1	15	3	3	0	5	15	0	25	73	12	312
GD	19	136	38	156	116	15	53	0	14	35	0	60	19	24	44	10	93	139	65	1,036
Mexican	0	15	12	16	10	1	3	2	1	9	0	10	1	7	5	1	5	20	8	126
Motorcycle	0	1	1	1	1	1	3	1	2	1	0	1	2	1	0	0	3	1	0	20
Other	1	14	11	3	14	2	3	0	1	13	0	18	8	1	5	7	17	12	9	139
People	2	22	9	10	16	1	14	3	0	13	1	23	4	5	9	0	7	22	16	177
Unknown	0	18	6	13	8	1	3	0	0	5	0	8	4	0	0	2	0	4	10	82
W/S	16	32	27	53	44	25	7	17	6	49	4	17	32	11	28	0	40	42	33	483
AB	1	10	0	9	5	0	0	0	1	3	0	2	0	2	2	2	5	12	4	58
AC	0	6	2	17	10	0	12	0	0	4	0	8	3	7	2	4	5	19	6	105
NAE	2	40	4	43	11	0	13	0	3	9	0	17	6	5	7	1	17	36	17	231
WAR	7	47	13	52	25	0	24	0	3	21	0	18	6	4	14	0	32	47	21	334
Total	65	612	202	604	360	57	261	42	40	232	13	312	101	109	185	34	334	667	280	4,510

Key:

GD = Gangster Disciples

W/S = White Supremacist

NAE = New Aryan Empire

WAR = White Aryan Resistance

AC = Aryan Circle

AB = Aryan Brotherhood

INTERNAL AFFAIRS BOARD REPORT - DECEMBER 2019

Opened Investigation, Reviews/ASP December 2019	Open Investigation	Open Review	ASP Referral
Arson	0	0	0
Assault on Inmate	0	0	0
Assault on Staff	0	0	0
Attempted Escape from Unit	0	0	0
Banding together to Interfere with Unit	0	0	0
Battery on Inmate without Serious Injury	2	0	0
Battery on Inmate with Serious Injury	0	0	0
Battery on Inmate with Use of Unknown Substance	0	0	0
Battery on Other Person with Serious Injury	0	0	0
Battery on Staff without Serious Injury	0	0	1
Battery on Staff with Serious Injury	0	0	0
Battery on Staff with Bodily Fluids	0	0	4
Battery on Staff with Use of Unknown Substance	0	0	2
Death	0	0	4
Disobey Direct Order	0	0	0
Employee Misconduct	3	2	1
Excessive Force	0	0	0
Escape from Unit	0	0	0
Escape from Work Release	0	0	0
Forcible Rape	0	0	1
Inappropriate Relationship	0	0	0
Indecent Exposure	0	0	0
Inmate on Inmate Abusive Sexual Contact	0	2	0
Inmate on Inmate Sexual Assault	0	0	0
Inmate on Inmate Sexual Contact	0	8	0
Inmate on Inmate Sexual Harassment	1	54	0
Inmate on Inmate Sexual Misconduct	0	37	0
Inmate on Inmate Nonconsensual Sexual Contact	0	1	0
Introduction of Cell Phone	0	0	1
Introduction of Contraband	2	0	3
Introduction of Drugs	0	0	3
Introduction of Tobacco	0	1	0
Other Incident	6	1	1
Other Rule Violation	0	0	0
Possession of Cell Phone	0	0	9
Possession of Drugs	0	0	5
Possession of a Weapon	0	0	0
Retaliation	0	0	0
Sexual Assault	0	1	0
Sexual Misconduct	1	0	0
Staff on Inmate Sexual Harassment	0	35	0
Staff on Inmate Sexual Misconduct	2	13	1
Staff on Staff Sexual Harassment	0	0	0
Staff on Staff Sexual Misconduct	2	0	0
Suicide Attempt	0	0	0
Suspected Criminal Activity	0	0	1
Trafficking	2	2	0
Use of Force	0	88	0
Verbal/Written Threat on Staff	0	0	0
Total	21	245	37

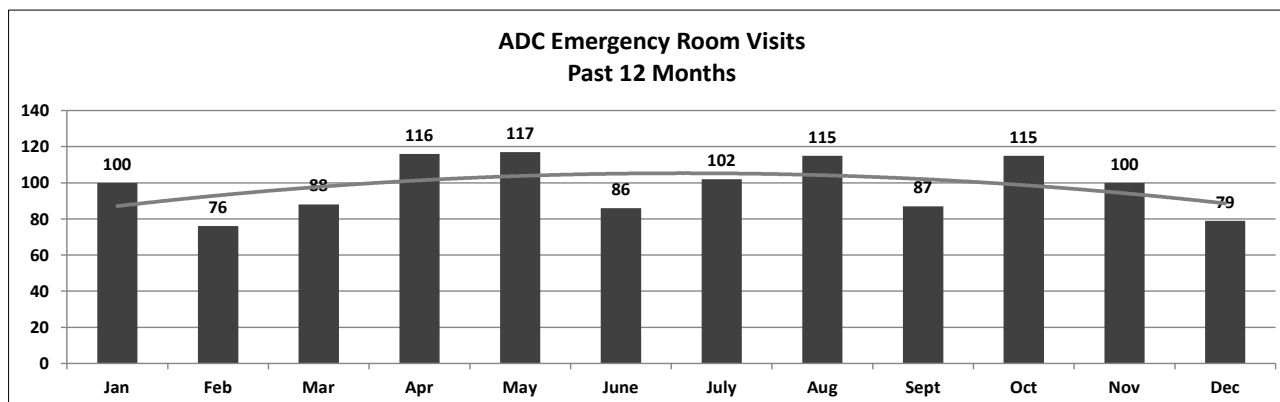
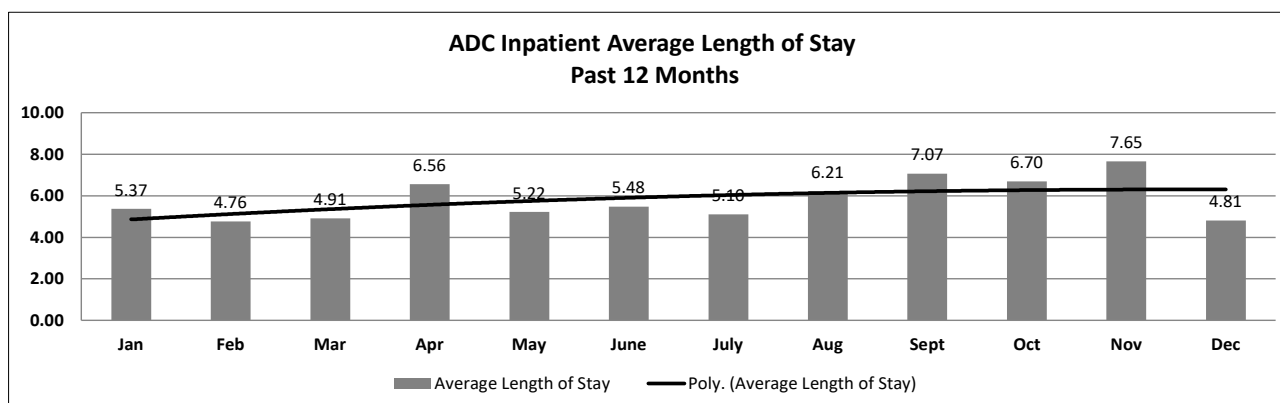
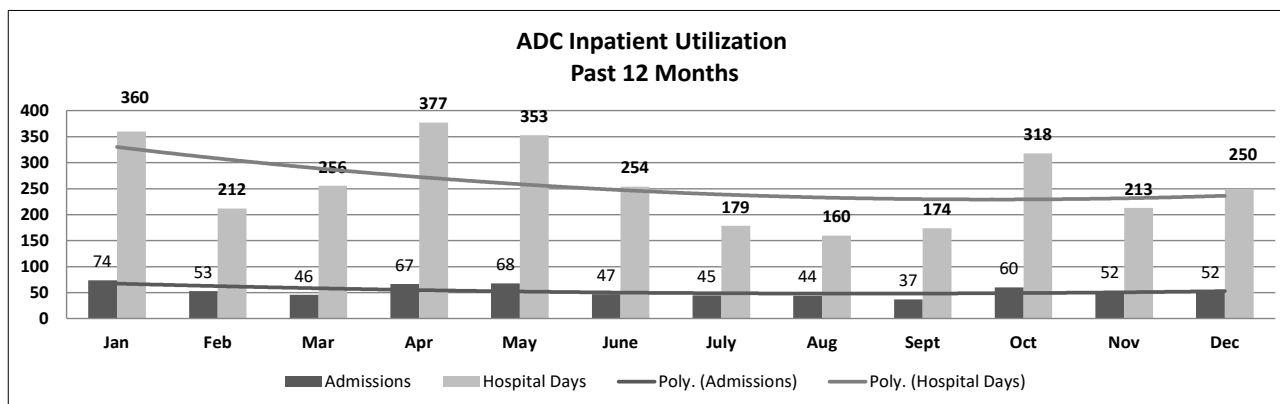
ADC INPATIENT AND EMERGENCY ROOM UTILIZATION

ADC Inpatient Statistics Past 12 Months

	2019												
	Jan	Feb	Mar	Apr	May	June	July	Aug	Sept	Oct	Nov	Dec	Average
Admissions	74	53	46	67	68	47	45	44	37	60	52	52	53.8
Hospital Days	360	212	256	377	353	254	179	160	174	318	213	250	258.8
Average Length of Stay	5.37	4.76	4.91	6.56	5.22	5.48	5.10	6.21	7.07	6.70	7.65	4.81	4.82

ADC ER Visits Past 12 Months

	2019												
	Jan	Feb	Mar	Apr	May	June	July	Aug	Sept	Oct	Nov	Dec	Average
Emergency Room Visits	100	76	88	116	117	86	102	115	87	115	100	79	98.4



MEDICAL GRIEVANCE BOARD REPORT – DECEMBER 2019

Unit	Acknowledged/ Received	Rejected	Reviewed & Signed by Dep Director	With Merit	With Merit, but Resolved	% With Merit	Without Merit
Benton	0	0	0	0	0	0%	0
Bowie Co.	2	0	0	0	0	0%	0
CMU	0	0	0	0	0	0%	0
Cummins	9	3	8	0	1	13%	7
Delta	0	1	6	0	0	0%	6
EARU	13	1	37	2	0	5%	35
EARU Max	26	5	37	8	2	27%	27
Ester	5	0	0	0	0	0%	0
Grimes	5	0	5	0	0	0%	5
Hawkins	0	1	0	0	0	0%	0
McPherson	11	5	13	1	0	8%	12
MCWRC	0	0	0	0	0	0%	0
MSU	9	3	6	0	0	0%	6
North Central	3	1	7	0	0	0%	7
NWAWRC	0	0	0	0	0	0%	0
Ouachita	7	2	18	1	0	6%	17
Pine Bluff	0	1	1	0	0	0%	1
Randall Williams	2	1	0	0	0	0%	0
SNN	7	0	7	0	0	0%	7
TRCC	0	0	0	0	0	0%	0
Tucker	11	7	9	0	1	11%	8
Varner	18	2	14	1	0	7%	13
Varner S Max	38	4	18	0	0	0%	18
WRU	4	1	5	1	1	40%	3
WHM	5	0	5	0	1	20%	4
WWR	0	0	0	0	0	0%	0
TOTAL	175	38	196	14	6	10%	176

CHAPLAINCY

Month: December Year: 2019	CUMMINS	DELTA REGIONAL	EAST ARKANSAS	EAST ARKANSAS MAX	ESTER	GRIMES	HAWKINS	MAXIMUM	MCPHERSON	NORTH CENTRAL	OUACHITA RIVER	PINE BLUFF	RANDALL L. WILLIAMS	TUCKER	VARNER	VARNER MAX	WRIGHTSVILLE	TOTAL
Services Chaplains Oversaw																		
Christian																		
Population	9	19	3	0	2	2	2	4	4	12	5	4	11	4	13	0	4	98
Segregation	0	0	0	0	0	0	0	0	0	0	0	0	0	0	0	0	0	0
Muslim																		
Population	4	6	1	0	1	4	0	2	4	1	0	3	4	0	4	0	0	34
Segregation	0	0	0	0	0	0	0	0	0	0	0	0	0	0	0	0	0	0
																		132
Volunteers in Charge																		
Protestant	11	5	16	0	17	18	4	22	20	0	6	12	8	27	18	3	26	213
Catholic	1	0	4	0	1	8	8	0	2	3	3	2	1	0	5	2	3	43
Muslim	2	0	2	0	1	4	0	0	0	0	9	0	1	1	0	0	2	22
Other	1	0	4	0	0	0	2	10	3	0	23	4	0	2	3	0	2	54
Baptism	0	0	14	0	0	14	0	0	0	6	5	1	1	14	0	0	0	55
Marriages																		
	0	0	0	0	0	0	0	0	0	0	0	0	0	0	0	0	1	1
Distributed by Chaplains																		
Greeting Cards	1,600	235	73	34	273	78	400	1,453	2,534	660	1,500	147	2,166	987	3,288	1,544	0	16,972
Bibles, Quran, Torah, Etc.	9	35	7	9	29	17	300	5	50	27	500	18	4	221	19	21	10	1,281
Study Course	19	5	42	32	3	8	0	200	21	0	40	0	6	218	3	1	0	598
Writing Supplies	0	0	0	0	0	0	300	694	92	0	300	0	0	387	0	0	0	1,773
Literature	789	625	689	562	0	19	300	33	137	625	700	302	316	618	1,705	185	2,118	9,723
Chaplain's Visits																		
Barracks	97	26	25	0	22	47	32	24	6	42	125	47	2	87	661	0	40	1,283
Approximate Hours Spent in Barracks	38	9	4	0	110	26	10	6	4	14	21	12	0	21	185	34	18	512
Inmate Office visits	40	180	95	0	60	119	36	6	149	47	28	31	124	238	173	0	11	1,337
Other Office visits	21	15	17	3	22	36	18	5	31	12	70	0	3	40	15	11	9	328
Hospital	2	0	0	0	2	3	0	0	2	0	27	1	2	0	0	0	0	39
Infirmary/Sick Call	7	3	1	0	10	16	2	10	10	3	9	4	2	3	7	3	2	92
Restrictive/Punitive Housing	11	4	0	5	0	9	5	4	20	4	11	6	2	6	0	9	3	99
PC - DRU	0	3	0	0	0	0	0	0	0	0	0	0	0	0	0	0	0	3
Visitation Days	1	3	0	0	0	0	0	0	0	1	0	1	0	0	0	0	1	7
Volunteer Visits																		
RCV	0	0	19	0	0	0	4	0	28	0	2	25	0	5	1	0	0	84
OCV	3	17	21	0	24	0	61	37	41	38	95	0	0	42	5	0	18	402
Spiritual Advisor	2	0	0	0	0	0	1	0	0	0	2	0	1	2	1	0	0	9
CRA	30	6	96	7	22	160	82	71	53	62	124	21	23	96	35	4	28	920
Religious Volunteer Hours																		
Volunteer Hours	86	50	259	21	186	320	159	116	122	309	557	143	32	358	179	11	92	3,000
Denominational/Volunteer Chaplain Hours	12	27	17	0	160	25	131	96	91	85	38	21	8	49	46	0	42	848
																		3,848
Other Activities of Chaplain																		
Counseled Employees	4	15	4	0	12	5	10	4	31	3	27	3	0	3	11	0	9	141
Orientation Sessions	5	1	0	0	1	0	0	0	2	2	0	0	2	0	0	0	4	17
Free World Devotions	2	1	3	0	7	20	0	0	3	0	6	1	0	3	28	0	0	74
Spoke in Churches	28	0	5	0	8	12	0	0	3	0	4	1	1	4	5	0	0	71
Crisis Intervention Sessions	23	20	3	0	18	0	11	0	18	3	15	2	20	12	1	3	7	156
Marriage Counseling	1	0	2	0	0	1	0	0	0	0	3	0	0	1	0	0	0	8
Denominational Meeting	0	0	0	0	0	0	0	0	0	0	2	1	0	0	5	0	1	9
Chaplain's Meeting	4	1	1	0	1	2	1	0	0	1	1	0	1	1	0	0	1	15
Volunteer Training Session	4	2	2	0	0	2	1	2	0	1	1	0	2	0	0	0	0	17
Chaplain Transfers																		
	0	0	0	0	0	0	0	0	0	0	0	0	0	0	0	0	0	0
Chaplain Promotion:																		
	0	0	0	0	0	1	0	0	0	0	0	0	0	0	0	0	0	1
PAL PROGRAM																		
Enrolled at start of month	46	23	49	0	36	46	37	24	56	22	32	0	33	61	50	0	24	539
Enrolled during the month	4	5	2	0	0	7	13	2	32	0	1	0	5	12	5	0	8	96
Removed From PAL Program																		
# Paroled	0	0	1	0	0	1	1	2	9	0	0	0	4	3	1	0	1	23
# Completed	0	2	0	0	0	0	0	0	3	0	1	0	0	0	2	0	1	9
# Withdrew	2	0	0	0	0	1	0	1	1	1	0	0	0	1	0	0	0	7
# Removed	2	2	0	0	0	0	2	0	1	1	0	0	1	5	0	0	5	19
# Transferred	0	0	0	0	0	2	1	1	18	0	0	0	2	4	4	0	0	32
Total Removed from PAL Program	4	4	0	0	0	4	4	4	32	2	1	0	7	13	7	0	7	90
Total Enrolled at the End of the Month	46	24	50	0	36	49	46	22	56	20	32	0	31	60	48	0	26	545
Volunteers in PAL																		
	7	2	11	0	6	34	19	9	25	6	7	0	2	3	10	0	4	145
Special Events:																		
	1	2	2	1	2	1	3	1	2	5	2	1	1	2	1	1	2	30

CONSTRUCTION BUDGET / STATUS REPORT - JANUARY 8, 2020 — [Page 1 of 2]

Fund	Project Description	Total Projected	Budget	Available Funds	\$ % Complete	Construction % Complete	Notes
KBR4Q95	ESTER - Phase 3 - General Improvement Fund	2,951,933	4,383,781	1,431,849	67%	98%	Parking Lot in design. Cameras will be installed around perimeter after paving. ADFA bonds turned back on Phases 1 & 2 1A
700483A	EARU ISO Rec Yard	265,735	271,430	5,695	98%	100%	Complete
700483A	Varner ISO Rec Yard	179,734	180,953	1,219	99%	100%	Complete
700483A	EARU Max Rec Precast Rec Yard	77,004	659,553	582,549	12%	0%	Bids back , verifying funding. Looking at alternates
700483A	Tucker Max Precast Rec Yard	60,028	1,210,000	1,149,972	5%	0%	Plans being submitted to DBA
700483A	Cummins Precast Rec Yard	49,857	927,500	877,643	5%	0%	Plans being submitted to DBA
KBR4Q95	Bullpens	376,382	851,999	475,617	44%	98%	Varner & EARU complete, ready to install at Max when locks rec'd in 6 weeks.
KBR4Q95	13 & 15 Barracks Door Revisions	119,737	174,000	54,263		68%	All doors and locks installed in 13 Barracks.
KBR4Q95	Camera's (New)	1,076,495	1,248,000	171,505	86%	75%	Installations underway. Delta & Varner complete, working at EARU, Tucker, Cummins, and the Max.
700485A	Entegrity Energy Improvements at EARU & Delta	16,524,885	17,010,204	485,319	97%	97%	lights (100%), plumbing 99%, water (100%), compost (100%), & solar (100%), HVAC (99%).
700486A	Pine Bluff Unit Barracks 9 Renovation	365,158	437,000	71,842	84%	96%	9A, B C & D construction complete, 4/5/19. Plans to add water controls approved by DBA.
KBSCW18	McPherson Administration	243,853	395,439	151,586	62%	17%	ordering material, all the footings poured, walls going up, last slab base being prepared, precast ordered
KBSCW18	McPherson Visitation	269,582	312,430	42,848	86%	17%	
KBR4Q95	McPherson Administration and Visitation	-	100,000	100,000	0%	17%	ordered
KBSHW18	Tucker Water Treatment	-	1,093,848	1,093,848	0%	0%	preparing RFQ for designer
KBSFW18	Max Armory	-	70,000	70,000	0%	0%	to replace existing inadequate Armory. Plans complete, submitting documents to DBA
KBSFW18	Varner Armory	-	68,399	68,399	0%	0%	DBA Approved for construction
KBR4Q43	Tucker Stainless Steel Showers	135,565	250,000	114,435	54%	35%	10 Barracks, Pods 5A&B, 6A complete, working in the Pod restrooms
7004820	Central Office Roof Replacement	416,625	500,000	83,375	83%	100%	Started 12/3, complete 4/30/19
7004820	Pine Bluff Infirmary Roof Replacement	62,481	132,800	70,319	47%	100%	Pre-Const Mtg held 6-3-19, 120 days to complete, 100% compl.
7004810	Administrative East Roof Replacement	-	309,375	309,375	0%	0%	ADFA has funded, preparing RFQ for Plans design.
7004810	Central Warehouse Roof Replacement	-	135,020	135,020	0%	0%	
7004810	RLW Roof Replacement	-	1,888,776	1,888,776	0%	0%	
22V	NWARWRC Laundry and Commissary	-	250,000	250,000	0%	0%	DBA approved Plans to construct

Telephone Projects

Maintenance & Operations	Fire Alarm Upgrades (All Units)	5,060	41,000	35,940	12%	7%	on-going
	Stainless Steel - Kitchen/Shower/Restrooms - All Units	10,899	20,000	9,101	54%	35%	continual need
	Parking Lot - Gravel and Paving - EARU	66,209	68,000	1,792	97%	0%	ArDOT agreed to construct road. Asphalt purchase approved. ArDOT holding off until Spring.
	Gates and Fences all units	7,094	25,000	17,906	28%	0%	to improve security



CONSTRUCTION BUDGET / STATUS REPORT - JANUARY 8, 2020 — [Page 2 of 2]

Fund	Project Description	Total Projected	Budget	Available Funds	\$ % Complete	Construction % Complete	Notes
Maintenance & Operations	ACA Maintenance	48,161	100,000	51,839	48%	45%	Wrightsville, Benton, & Tucker passed. Upcoming are Delta, NCU, EARU & MCWRC.
	ADA Projects - All Units	0	10,000	10,000	0%	0%	as needed. Have plans for Varner sports field sidewalk
	Fast Top Floor Systems (kitchen/laundry/showers all units)	6,516	25,000	18,484	26%	0%	Tucker Pods underway, Benton restrooms next.
	Camera Equipment - All Units	149,060	250,000	100,940	60%	54%	cameras as requested/approved.
	Lock/Riot Gates - All Units	23,431	90,500	67,069	26%	14%	on-going.
	AC Units-All Units	52,816	70,000	17,184	75%	72%	repairing & replacing daily.
	Subtotal	\$ 369,244	\$ 699,500	\$ 330,256			
Capital Projects FY20 Carry Forward	Metal Ceilings	0	25,000	25,000	0%	0%	NCU next.
	ORCU Gravel Pit Operations	3,806	35,000	31,194	11%	9%	on-going. Crusher operating.
	Dog Kennel/Horse Stable Malvern	0	48,000	48,000	0%	0%	DBA comments received, responses underway.
	Emergency Generator - All Units	154,252	250,000	95,748	62%	60%	Wrightsville generator complete. Cummins generator ordered.
	Tucker 4 new filters & one aeration tank	37,342	488,434	476,868	8%	8%	Building slab complete. Filter bid awarded to low bidder.
	Roof Repairs-Cummins	0	145,000	136,216	6%	0%	Prepared large order for multiple Units. Currently at the Max. Need repairs at ORCU, Delta & others. Office of State Procurement secured a State contract to purchase roofing materials.
	Roof Repairs-Cummins Laundry	0				0%	
	Roof Repairs-East Arkansas	0				0%	
	Roof Repairs-Max	8,784				6%	
	Roof Repairs-Tucker	0				0%	
	Roof Repairs-Varner	0				0%	
	Roof Repairs-Wrightsville	0				0%	
	Boiler Repair	90,039	100,000	9,961	90%	80%	continually needing repair
	Subtotal	\$ 294,223	\$ 1,091,434	\$ 797,211			
New Projects	Max manhole	0	0	0	0%	0%	to provide access to a blockage point in sewer
	Tucker Barracks 10 covered walkway	0	0	0	0%	0%	Plans submitted to DBA
	RLW Sewer relocation 400' + 2 MH	0	0	0	0%	0%	frequent stoppages, defect in pipe line.
	Max Boiler Tank Replacement	0	0	0	0%	0%	
	Additional Metal Fab shop	0	29,266	29,266	0%	0%	room to do more metal work
	PB Warehouse Drive replacement	0	50,000	50,000	0%	0%	asphalt drive pot holed
	Fuel Cards/Pumps for Cummins	0	0	0	0%	0%	
	Subtotal	\$ -	\$ 79,266	\$ 79,266			
	Architect Fees	12,932	30,000	17,068	43%		
	Total	\$ 676,399	\$ 1,900,200	\$ 1,223,801			

Notes Report has not been reconciled against Accountings Reconciled Reports.
Tolerance/Deviation is with in 1% of Projected Spending.