



DIVISION OF
CORRECTION

BOARD REPORT

August 2020



@ARDeptofCorrections



@adcpio

Dexter Payne,
Director



POPULATION REPORT

RESEARCH/PLANNING

July 2020 Admissions and Releases – Admissions for July 2020 totaled **39** (7-males and 32-females) while releases totaled **567** (492-males and 75 females) for a decrease in-house of **528** inmates.

Inmate Population Growth/Projection – At the end of July 2020, the jurisdictional population for the Division of Correction totaled **16,511**, representing a decrease of **1,248** inmates since the first of January 2020. Calendar year 2020 average has seen an average decrease of **178** inmates per month, which is up from an average monthly decrease of **three** inmates per month during calendar year 2019.

Average County Jail Back-up – The backup in the county jails averaged **1,027** inmates per day during the month of July 2020, which was up from the per-day average of **647** inmates during the month of June 2020. Of the **1,027** average, short-term revocations accounted for **640** (563-males and 77-females) during the month.

PRISON RAPE ELIMINATION ACT (PREA)

PREA training for July was suspended due to COVID-19.

PREA Hotline Data - July 2020:

Number of Calls Received	429
Total Calls Referred for Reported PREA Issue	27
Total Calls Referred for Non-PREA Issue	139
Calls Referred Due to Technical Failure	0
Repeat Calls	100
Test Calls	0
No Message	163

INMATE INSTITUTIONAL GRIEVANCES

Inmate Formal/Informal Grievances: During July 2020, a total of 1,533 formal grievances and 2,167 informal grievances were filed at various units.

Institutional Grievances Appeals: There was a total of 616 appeals of institutional grievances received in July 2020. Of those, 495 were acknowledged and 121 were rejected for various reasons. Of the total 577 appeals answered, 574 had no merit and three were found with merit.

FARM

Ongoing challenges due to COVID-19 continued for the farms during July. The vegetable production slowed down, and the ground is being prepared for fall gardens as crops cycle out of production. Scaling back acreage for fall gardens is being considered to ensure that harvesting is manageable.

Row crops are doing well overall, although there has been some worm pressure requiring spraying as needed. While rains earlier in the month reduced the amount of irrigation needed, all farms had to begin irrigating as the month progressed.

The beef operations have been making hay at all farms and all units are helping with hay production again this year.

Milk production has held steady through the heat and somatic cell counts have remained low.

A generator failure at the poultry operation led to the loss of pullets that were about to be moved to the layer house. Although ventilation fans failed to come on when the generator cranked, it powered every other part of the operation. Quotes for alarm systems for the fans, curtains, feed, and water are being obtained. The alarms will operate when failure is detected with both generator and Entergy power.

REGIONAL MAINTENANCE HOURS

Regional Maintenance Hours	July 2020
Benton Unit	7,112
Delta Regional Unit	2,624
East Arkansas Regional Unit	0*
Grimes Unit	2,976
McPherson Unit	1,392
Mississippi County Work Release	3,584
North Central Unit	7,368
Ouachita River Correctional Unit	0*
Randall L. Williams Unit	3,032
Texarkana Regional Correctional Center	922.0
Tucker Unit	1,536
Varner Unit	4,072
Wrightsville Unit	2,160
Total Hours	36,778.0

WORK RELEASE RENT REPORT

Unit	July 2020
Benton Unit	\$116,620.00
Mississippi County Work Release	\$32,436.00
Northwest Arkansas Work Release	\$0.00*
Pine Bluff Work Release	\$3,468.00
Texarkana Regional Correctional Center	\$48,913.00
Tucker Reentry Work Release	\$9,197.00
Total	\$210,634.00

*A "0" indicates that there was no Regional Maintenance activity for the month due to COVID-19.

View before/after highlights of July Regional Maintenance projects on Pages 7 and 8.

REENTRY**RANDALL L. WILLIAMS
JUVENILE EDUCATION PROGRAM**

July 2020 Capacity: 20	Beginning Count	New Commitments	DCR/Punitive	Transferred/ Turned 18*	Paroled	End Count
Juveniles*	4	0	0	0	0	4

*Juveniles are transferred from the program once they reach the age of 18.

**WORKFORCE ALLIANCE FOR
GROWTH IN THE ECONOMY (WAGE)**

July 2020 Capacity: 120 Unit:	Beginning Count	Admissions During Mo.	Removed*	Completed	End Count
Delta	0	10	0	0	10
Ester**	0	0	0	0	0
Hawkins	14	0	0	0	14
McPherson	0	0	0	0	0
Ouachita River	20	0	0	0	20
Tucker	18	0	0	0	18
Tucker Reentry	2	0	0	0	2
Wrightsville	24	0	0	0	24
TOTAL	78	10	0	0	88

*The "Removed" column indicates the number of participants who transferred, signed out, received a disciplinary, were removed because test scores were not returned/were too low to continue, or were released from prison.

**The Ester Unit WAGE Program is experiencing a change in software resulting in no classes being taught at this time.

**ADVANCED PRINCIPLES
AND APPLICATIONS FOR
LIFE PROGRAM (APAL)**

July 2020 Capacity: 86	Beginning Count	Admissions During Mo.	Removed*	End Count
Ester	34	0	0	34
Hawkins	45	2	3	44
TOTAL	79	2	3	78

Advanced PAL is an 18-month reentry program that combines a pre-release curriculum with the PAL program.

*The "Removed" column indicates the number of participants who paroled, completed the program, withdrew from the program, transferred, or were removed from the program for another reason.

**WRIGHTSVILLE-HAWKINS
PATHWAY TO FREEDOM PROGRAM**

July 2020 Capacity: 200	Beginning Count	Enrolled During the Month	Removed	End Count*
Wrightsville-Hawkins PTF	190	0	8	182

*The "End Count" column includes 21 graduates who remain in the Pathway to Freedom barracks.

THINK LEGACY

July 2020 Capacity: 635 Unit	Beginning Count	Admitted	Graduated	Graduated But Remain *	Removed**	End Count
Cummins	57	18	0	0	17	58
Delta Regional	20	0	3	3	0	20
East Arkansas Regional	49	0	0	0	15	34
Ester	54	0	0	0	8	46
Grimes	52	0	6	6	5	47
Hawkins (Female)	34	0	0	0	1	33
McPherson	49	7	3	3	7	49
North Central	47	0	5	4	8	38
Ouachita River	18	0	0	0	1	17
Tucker	53	0	0	0	23	33
Tucker Women's Reentry	15	0	0	0	5	10
Varner	46	0	7	7	4	42
Wrightsville	47	0	7	7	5	42
Total	541	25	31	30	99	469

*The "Graduated But Remain" column indicates the number of participants who have successfully completed the program but remain in the barracks.

**The "Removed" column indicates the total number of participants who paroled, signed out, transferred, or were removed from the program for any other reason and are no longer in the barracks.

THINK LEGACY, continued

There are 139 females and 447 males on the Think Legacy waiting list, for a total of 586. All Think Legacy applicants are within six to 18 months of their TE or discharge date. The average wait time is approximately 120 days.

July 2020 Think Legacy Activities:

A program graduation occurred at the Grimes Unit on July 31.

ADMINISTRATIVE SERVICES**DIVISION OF CORRECTION****TRAINING - JULY 2020****BASIC TRAINING DIVISION –**

A total of 36 cadets in instructor Sarah Apel's **BCOT Class 2020-H**, who began two weeks of on-the-job training (OJT) at their assigned units on July 13, officially graduated as correctional officers on July 24.

Under the direction of instructor Ramone Woodall, members of **BCOT Class 2020-I** resumed their Correctional Officer training on July 13 following an instructional break due to COVID-19. An awards ceremony was held for the class on July 30 at the Willis H. Sargent Training Academy.

Jacob Mauk of the Maximum Security Unit received the *Willis H. Sargent Award*.

Recipients of *Physical Fitness Awards* were:

- 1st - Jaylen Franklin, Maximum Security Unit
- 2nd - Corvius Holmes, Maximum Security Unit
- 3rd - Matthew Marshall, Varner Unit

Academic Awards were presented to the following:

- 1st - Hollie Williams, McPherson Unit
- 2nd - Tiffany Phillips-Peters, Wrightsville Unit
- 3rd - Robert Metzgar, Benton Work Release

Members of **BCOT Class 2020-I** were scheduled to report to their assigned units on August 3 for two weeks of on-the-job training (OJT) before graduating on August 14.

IN-SERVICE DIVISION –

In-service training for the month consisted of a **Correctional Security for Non-Security: Full Time Staff-40 Course** on July 8 and 9 with four participants in attendance. All other in-person training has been suspended until further notice due to COVID-19.

eCADEMY –

During July, 336 ADC employees completed a total of 4,045 hours of eCADEMY training. About 7% of ADC employees completed at least one course during that timeframe, averaging 0.90 hours per staff member.

HEALTH/CORRECTIONAL PROGRAMS**CHAPLAINCY SERVICES****All Facilities –**

During the month of July, chaplains at all facilities continued to provide necessary services while volunteer access remained suspended due to COVID-19.

The Chaplaincy Division at all facilities continued to provide religious services virtually over the video systems. This included Jumu'ah Prayer. While some facilities have the capability of delivering services in real time from onsite, many require pre-recorded services to be played at a time when unit schedules permit.

Taking COVID-19 restrictions into consideration, the Islamic Eid al-Adha celebrations that follow Ramadan continued to be observed at various units at times agreed upon by unit administration, chaplains, and the Islamic inmate communities.

Maximum Security Unit –

A total of 322 Angel Tree applications were distributed to inmates in July.

Randall L. Williams Unit –

On the weekend of July 4, the Chaplaincy Division provided dessert for unit staff.

Tucker Unit –

During the month of July, the Tucker Chaplaincy Division aired a seminar on financial freedom via the unit's television system. Inmates were given the opportunity to sign up to receive a workbook to complete throughout the course of the seminar. A total of 174 inmates received workbooks.

ACCREDITATION**ACA Internal Audits Completed:**

- 7/01–7/03 Training Academy Audit Prep Review
- 7/06–7/10 East Arkansas Regional Unit and Mississippi County Work Release Audit Prep Review
- 7/13–7/17 Training Academy/Central Office Audit Prep Review
- 7/20–7/24 Admin East Internal Audit and Central Office File Review
- 7/27–7/31 North Central Unit Final Internal Audit and New ACA Standards Sent Out

Classes Taught:

- 7/30 BCOT

Fire/Safety and Sanitation Independent Audits Conducted by the Fire and Sanitation Coordinator:

- 7/1–7/24 Independent Audit Review for 2021
- 7/27–7/31 OFF

VOLUNTEER SERVICES

Total Number of Volunteer Hours for July 2020:

Unit/Program	Hours
Delta Unit	0
East Arkansas Regional Unit	0
McPherson Unit	0
Mississippi County Work Release Center	0
Northwest Arkansas Work Release Center	0
Ouachita River Correctional Unit	0
Pine Bluff Complex	0
Texarkana Regional Correctional Center	0
Varner	0
PAWS	0
Think Legacy	0
Religious Services/Chaplaincy	0
Total Hours	0

MENTAL HEALTH SERVICES

Reduction of Sexual Victimization Program (RSVP) and Sex Offender Treatment Programs (SOFT):

July 2020	Capacity	Beginning Count	Completed	Removed	Admissions	End Count
RSVP	278	221	77	14	0	130
SOFT	30	9	9	0	3	3
Total	308	230	86	14	3	133

There are 810 males on the waiting list for RSVP and one female on the waiting list for SOFT who are eligible. Of those, 30 inmates are mandated by the Parole Board.

The average time on the waiting list from request is between one and two months for those stipulated.

The total on the waiting list, including those not currently within the identified timeframe, is 1,423 males – 1,071 of whom are low risk on the ARORA, and three females – two of whom are low risk on the ARORA. There are no PREA inmates in the program at this time.

***The waiting list numbers include inmates that are ineligible due to class or housing status.**

Therapeutic Community (TC):

July 2020 Unit	Capacity	Beginning Count	Completed	Removed	Admissions	End Count
McPherson	53	43	5	4	9	43
Tucker	136	95	20	19	0	56
Wrightsville	50	43	7	5	0	31
Total	239	181	32	28	9	130

There are 468 males and 107 females on the waiting list who are eligible. Of those, 13 are mandated by the Parole Board.

The average time on the waiting list from request is 0 days.

The total on the waiting list, including those not currently within the identified timeframe, is 985 males and 176 females; of these, 362 are low risk on the ARORA.

Substance Abuse Treatment Program (SATP):

Unit	Capacity	Beginning Count	Completed	Removed	Admissions	End Count
Benton	20*	19	2	0	3	20
Cummins	47*	32	0	1	0	31
Grimes	56*	37	7	1	0	29
Maximum Security	4*	4	1	0	0	43
McPherson	106*	56	10	0	8	54
Randall L. Williams	200*	143	0	25	0	118
Wrightsville	150*	108	21	5	0	82
Total	583	399	41	32	11	337

There are 1,670 males and 158 females on the waiting list who are eligible. Of those, 19 are mandated by the Parole Board.

The average time on the waiting list from request is 24 days.

The total on the waiting list, including those not currently within the identified timeframe or ineligible due to class or housing status, is 2,593 males and 233 females; of these, 901 are low risk on the ARORA.

MENTAL HEALTH SERVICES, continued

Substance Use Intervention Program: The Substance Use Intervention Program had no admissions and seven discharges for an end-of-month count of 13 for July. This program is housed at the Varner Unit and is for inmates found guilty of a disciplinary violation for drug use or drug possession.

Ouachita River Correctional Unit (ORCU) Residential Program Unit (RPU): The RPU had no admissions and four discharges in July for an end-of-month count of 116.

McPherson Unit Mental Health Residential Program Unit (RPU): There were five admissions and four discharges in July for an end-of-month count of 59.

Habilitation Program: The Habilitation Program at the Ouachita River Correctional Unit provided treatment services to 45 inmates during July. There were no admissions or discharges, which resulted in an end-of-month count of 45.

Anger Management Treatment: The Anger Management Treatment Program at the Cummins Unit provided treatment services to 14 inmates during July. There were no admissions or discharges for an end-of-month count of 14.

Staffing: The following Mental Health Services and Substance Abuse Treatment Program (SATP) positions were vacant in June and July 2020:

Positions	FTEs*	June 2020	July 2020
Psychologists	14	5	5
Social Workers	31	13	13
Advisors	64	12	12
Substance Abuse Program Leaders	35	3	6
Administrative Specialists	17	0	6

*FTE refers to authorized Full Time Equivalent positions.

ADDITIONAL MENTAL HEALTH AND MEDICAL INFORMATION**Self-Study Classes:**

Classes	Number of Participants	Number Completed	Waiting List
Anger Management	142	142	822
Thinking Errors	261	254	881
Substance Abuse Education	194	187	642
Communication Skills	149	142	789
Domestic Violence	71	62	216
Victims of Domestic Violence	23	23	35
Stress Management	251	239	734
Parenting	119	104	252

Suicide: There were 111 suicidal threats during July. There were five attempts resulting in no deaths.

Outpatient: There were 2,036 inmates on the mental health medical log at the beginning of July. Mental Health staff conducted the following contacts during July:

Case Management Contacts	1,876
Requests for Interviews	1,176
Testing	1
Intakes	50
Unit Requests	1,027
Counseling (with Treatment Plans)	0
Pre-Lockup Reviews	534
Routine Restrictive Housing Reviews	681
Restrictive Housing Rounds	23,378
PREA Evaluations	96
Routine Follow-up	284
834 Requests	27

County Mental Health Requests: During July, there were 192 requests received of a mental health nature. Of those, 107 inmates were fast-tracked to ADC.

County Medical Health Requests: During July, there were 476 requests received of a medical nature. A total of four inmates were fast-tracked to ADC.

Medical Contract Reimbursements: Sanction reimbursements for June were \$11,500.00.

Deaths: There were 20 inmate deaths during the month of July. Five were claimed and 15 were unclaimed.

Wellpath: See attachment for Wellpath's report regarding outside beds and emergency room visits.

Medical Grievances: In July, there were 221 appeals received of medical grievances and 169 appeals were answered; 13 of those were found to be with merit and four with merit but resolved.

SEX OFFENDER ASSESSMENT**Assessments Completed:**

Risk Level	July	September 1999 through July 2020
Level 1	0	1,204
Level 2	38	7,964
Level 3	16	7,097
Level 4	2	697
Default 3	5	*
Total	61	16,962
*Default Level 3's are included in the total number of Level 3's to date.		

MENTAL HEALTH SERVICES, *continued***ACIC Numbers:**

The total number of sex offenders registered from September 1999 through July 2020:

Compliant	8,286
Delinquent	1,448
Confined	3,259
Out-of-State	3,712
Address Unknown	132
Deported	208
Incapacitated	98
Out of USA	11
Total	17,154

Consistent with current Arkansas law, deceased offenders no longer remain on the registry.

PAWS IN PRISON

July 2020 Unit	Enrolled	Graduated	Foster	Volunteer Hours
Hawkins Unit	5	6	0	0
Maximum Security Unit	9	7	0	0
North Central Unit	4	0	0	0
Ouachita River Correctional Unit	0	0	0	0
Randall L. Williams Unit	2	0	0	0
Tucker Unit	6	7	0	0
Total	26	20	0	0

Completed Paws in Prison Training:

July 2020 Program Graduates	20
YTD 2020 Program Graduates	141
Total Graduates Since Inception (December 2011)	1,593
Dogs Currently in Foster (Graduated, but Not Adopted)	0
July 2020 Volunteer Hours	0
YTD Volunteer Hours	56

INFORMATION TECHNOLOGY

INMATE TABLETS – Within the **Division of Correction**, a total of 3,500 inmate tablets were leased during July.

INMATE VIDEO VISITS – Inmates completed 21,205 video visits during the month and missed 615 within the **Division of Correction**.

CONSTRUCTION/MAINTENANCE**PROJECT UPDATES**

SEE CONSTRUCTION BUDGET / STATUS REPORT IN ATTACHMENTS SECTION (PAGES 24-25).

AGENCY HIGHLIGHTS**AGENCY-WIDE:****COVID-19**

The ADC continued taking measures addressing COVID-19 including:

- An announcement was made on July 27 that the suspension of inmate visitation at the state's prisons and community correction centers will continue until September 1. Lower phone and video visitation rates remain in place through the duration of visitation suspension.

**2020 Red Ribbon Scholarships Awarded**

Congratulations go to the 2020 recipients of Division of Correction Red Ribbon Scholarships in the amount of \$500:

- Antwonette Emsweller**, Watson Chapel High School, daughter of Kayla Emsweller – Admin. East
- Mallorie-Grace Gray**, Lakeside High School, daughter of Mendy Johns – Ouachita River Correctional Unit
- Charlie Handly**, Woodlawn High School, daughter of Jennifer Handly – Delta Regional Unit
- Alexis Roper**, Star City High School, daughter of Brandy Wells – Cummins Unit
- Ethan Stanley**, Warren High School, son of Clint Stanley – Delta Regional Unit
- Clayton Thompson**, Calico Rock High School, son of Patrick Thompson – North Central Unit

AGENCY HIGHLIGHTS, *continued****Shorter College Hosts Board of Corrections Meeting***

North Little Rock's Shorter College hosted the monthly meeting of the Board of Corrections (BOC) at their campus on July 15. The college, one of our partners in the Second Chance program, has produced two

graduating classes of DOC Offenders. Shorter College President O. Jerome Green praised Department of Corrections (DOC) leaders for maintaining the program even during pandemic constraints. "Human capital

is too precious to throw away," he said. "The leadership of this Board and the Secretary stood their ground and continued toward our objective." President Green presented awards of recognition to DOC Secretary Wendy Kelley and BOC Chairman Benny Magness.

***Graves Appointed Secretary of Corrections***

Governor Asa Hutchinson appointed Solomon Graves as Secretary of the Arkansas Department of Corrections on July 23 during his daily COVID-19

briefing. "Solomon is stepping up during a difficult time in Arkansas, but with fourteen years of experience in adult corrections, he is well prepared for the task," Governor Hutchinson said. "In my time as governor, I have benefited from Solomon's breadth of knowledge of the prison system and the wisdom of his counsel. He is a compassionate leader who will vigorously fulfill the state's responsibility to assure public safety balanced with the need for rehabilitation and reentry support." The Board of Corrections approved Governor Hutchinson's recommendation at a called meeting on July 28 with plans for Graves to officially assume the position on August 1.

Kelley Retires from Department of Corrections

Governor Asa Hutchinson visited Pine Bluff on July 27 to personally express his gratitude to Department of Corrections Secretary Wendy Kelley, who retired on July 31 after serving the Department for 14 years. Kelley served on the staff of the Attorney General's office for 14 years prior to moving to the DOC. Much gratitude goes to Secretary Kelley for her leadership and steadfast dedication to upholding the mission and values of the DOC and for her tireless service to the state of Arkansas.


**CUMMINS UNIT:*****Challenge Coin Awarded to Officer***

Division of Correction Chief Deputy Director Dale Reed presented Corporal Tanya Johnson of the Cummins Unit with a Challenge Coin on July 29 for her actions in preventing the introduction of contraband into the unit.

**WRIGHTSVILLE UNIT:*****Susan M. Hunter Scholarship Awarded to Son of Wrightsville Employee***

Carl Lewis III was selected as a recipient of the 2020 Susan M. Hunter Scholarship provided by the Correctional Leaders Association (CLA). He is the son of Lt. Carl Lewis II,

Emergency Preparedness Coordinator at the Wrightsville Unit. A total of 40 scholarships in the amount of \$1500 were awarded to the children of corrections employees and Carl was the only recipient from Arkansas. He is a 2020 graduate of Marion High School who will be entering the University of Central Arkansas in Fall 2020 and studying computer science. He is grateful to CLA for awarding him the scholarship which will aid him in continuing his education and achieving his career goals.

REGIONAL MAINTENANCE PROJECT HIGHLIGHTS – JULY 2020**Randall L. Williams Unit – 5201 West Barraque Grounds Maintenance - July 23**

REGIONAL MAINTENANCE PROJECT HIGHLIGHTS, *CONTINUED* JULY 2020

Randall L. Williams Unit – Washed Pine Bluff Complex Buses - July 24



Varner Unit – Harvested Peas at the Cummins Unit - July 20



Varner Unit – Spread River Rock on Side of Road at the Pendleton Bridge - July 28



2020 INFORMAL GRIEVANCE REPORT

Month	BENTON	HAWK/M	HAWK/F	WRTS	EARU & MX	GRIMES	RLW	MCWR	MCPH	MSU	NCU	PBU	NWA	TU	TRCC	VSMX	VU	CU & CMU	ORCU	Ester	DRU	Bowie Cty	TOTAL
JAN	0	34	27	84	449	213	19	0	342	199	150	41	0	123	2	486	89	220	296	39	84	33	2,930
FEB	2	34	27	52	209	164	19	0	288	245	107	35	0	138	2	464	95	178	232	25	63	43	2,422
MAR	1	29	19	64	384	150	12	0	301	264	148	35	0	101	2	486	65	238	260	31	104	29	2,723
APR	2	50	27	121	434	180	32	0	254	268	168	45	0	148	7	521	121	268	292	38	146	22	3,144
MAY	2	20	34	106	259	154	64	0	238	316	129	67	0	92	1	491	101	465	269	29	126	26	2,989
JUN	0	15	7	113	371	199	35	0	234	192	154	64	0	118	0	422	80	303	134	35	116	16	2,608
JUL	1	42	19	116	392	160	40	0	261	144	104	48	0	127	2	N/A	N/A	276	228	43	143	21	2,167
AUG	0	0	0	0	0	0	0	0	0	0	0	0	0	0	0	0	0	0	0	0	0	0	0
SEPT	0	0	0	0	0	0	0	0	0	0	0	0	0	0	0	0	0	0	0	0	0	0	0
OCT	0	0	0	0	0	0	0	0	0	0	0	0	0	0	0	0	0	0	0	0	0	0	0
NOV	0	0	0	0	0	0	0	0	0	0	0	0	0	0	0	0	0	0	0	0	0	0	0
DEC	0	0	0	0	0	0	0	0	0	0	0	0	0	0	0	0	0	0	0	0	0	0	0
TOTAL	8	224	160	656	2,498	1,220	221	0	1,918	1,628	960	335	0	847	16	2,870	551	1,948	1,711	240	782	190	18,983

2020 FORMAL GRIEVANCE REPORT

Month	BENTON	HAWK/M	HAWK/F	WRTS	EARU & MX	GRIMES	RLW	MCWR	MCPH	MSU	NCU	PBU	NWA	TU	TRCC	VSMX	VU	CU & CMU	ORCU	Ester	DRU	Bowie Cty	TOTAL
JAN	0	13	10	35	404	105	5	0	130	174	90	11	0	92	4	260	65	125	153	15	43	7	1,741
FEB	0	13	10	31	365	59	15	1	120	130	61	22	0	75	0	242	66	104	126	17	32	16	1,505
MAR	1	27	8	30	426	63	12	1	122	221	93	5	0	99	0	273	65	129	153	16	50	5	1,799
APR	2	27	8	32	450	87	15	0	84	178	99	12	0	97	0	298	91	181	163	14	73	1	1,912
MAY	2	12	2	48	367	70	49	0	93	316	88	19	0	78	1	301	80	315	156	11	60	5	2,073
JUN	1	4	1	53	392	93	20	0	98	192	104	27	0	76	0	310	59	210	221	12	66	3	1,942
JUL	0	14	3	43	473	75	21	0	99	173	59	23	0	77	0	N/A	N/A	177	212	18	60	6	1,533
AUG	0	0	0	0	0	0	0	0	0	0	0	0	0	0	0	0	0	0	0	0	0	0	0
SEPT	0	0	0	0	0	0	0	0	0	0	0	0	0	0	0	0	0	0	0	0	0	0	0
OCT	0	0	0	0	0	0	0	0	0	0	0	0	0	0	0	0	0	0	0	0	0	0	0
NOV	0	0	0	0	0	0	0	0	0	0	0	0	0	0	0	0	0	0	0	0	0	0	0
DEC	0	0	0	0	0	0	0	0	0	0	0	0	0	0	0	0	0	0	0	0	0	0	0
TOTAL	6	110	42	272	2,877	552	137	2	746	1,384	594	119	0	594	5	1,684	426	1,241	1,184	103	384	43	12,505

INMATE INSTITUTIONAL GRIEVANCE APPEAL REPORT – JULY 2020

	Acknowledged	Rejected	Processed W/O Merit	Processed W/ Merit
Benton Unit	0	0	0	0
Benton Work Release	0	0	0	0
Bowie County Texas Correctional Facility	1	0	1	0
Cummins Unit	52	13	69	0
Cummins Modular Unit	3	0	20	0
Delta Regional Unit	19	4	12	2
East Arkansas Regional Unit	29	7	23	0
East Arkansas Regional Max Unit	66	7	100	1
Ester Unit	4	1	2	0
Grimes Unit	15	8	23	0
Maximum Security Unit	65	16	73	0
Tucker Re-Entry	0	0	0	0
McPherson Unit	19	5	19	0
McPherson Mental Health Residential Program Unit	0	1	0	0
Mississippi County Work Release Center	0	0	0	0
Northwest Arkansas Work Release Center	0	0	0	0
North Central Unit	20	8	30	0
Ouachita River Correctional Unit	42	18	18	0
ORCU Hospital	0	0	0	0
ORCU New Commitment	14	3	8	0
ORCU Mental Health Residential Program Unit	0	1	1	0
Pine Bluff Unit	1	0	4	0
Pine Bluff Re-Entry	0	0	0	0
Randall L. Williams Correctional Facility	7	7	13	0
Texarkana Regional Correctional Center	2	1	3	0
Tucker Unit	18	3	22	0
Varner Super Max	102	10	112	0
Varner Unit	5	4	14	0
Wrightsville Unit	11	4	7	0
Hawkins Center	0	0	0	0
Hawkins for Males	0	0	0	0
Hawkins SPU	0	0	0	0
Total	495	121	574	3

ADMISSIONS AND RELEASES – JULY 2020

<u>Admissions</u>	<u>Male</u>	<u>Female</u>	<u>Total</u>
Asian	0	0	0
Black	2	6	8
Hispanic	0	2	2
Native American Indian	0	0	0
Native Hawaiian or Pacific Isl.	0	0	0
White	5	24	29
Other	0	0	0
Unknown	0	0	0
Total	7	32	39

<u>Releases</u>	<u>Male</u>	<u>Female</u>	<u>Total</u>
Asian	3	0	3
Black	159	13	172
Hispanic	21	0	21
Native American Indian	2	1	3
Native Hawaiian or Pacific Isl.	0	0	0
White	306	61	367
Other	1	0	1
Unknown	0	0	0
Total	492	75	567

ADC INMATE POPULATION GROWTH 2000-2026 - JULY 2020

Updated 7/31/2020

Mo.	2000	2001	2002	2003	2004	2005	2006	2007	2008	2009	2010	2011	2012	2013	2014	2015	2016	2017	2018	2019	2020
Jan.	11,984	11,908	12,402	13,015	13,105	13,595	13,481	13,839	14,518	14,796	15,334	16,312	15,134	14,815	17,481	18,142	17,785	17,824	18,201	17,958	17,989
Feb.	12,169	12,022	12,529	13,054	13,166	13,783	13,633	14,012	14,603	14,883	15,374	16,209	14,990	15,008	17,438	18,082	17,625	17,608	17,998	17,846	18,181
March	12,006	12,033	12,299	13,108	13,088	13,418	13,534	13,772	14,580	14,843	15,290	16,095	14,964	14,665	17,395	18,233	17,573	17,666	18,089	17,898	17,860
April	12,069	12,167	12,465	13,213	13,323	13,469	13,554	13,851	14,769	14,937	15,570	16,172	15,124	14,850	17,604	18,703	17,815	17,798	18,227	17,977	17,331
May	12,109	12,384	12,558	13,463	13,556	13,528	13,711	14,146	14,880	15,146	15,694	16,062	15,132	15,074	17,593	18,693	17,769	17,652	17,945	17,817	16,694
June	12,005	12,108	12,439	13,418	13,389	13,251	13,430	13,915	14,700	15,025	15,564	15,554	14,832	14,825	17,340	18,813	17,973	17,963	17,972	17,942	16,552
July	12,030	12,190	12,622	13,509	13,528	13,286	13,560	14,082	14,868	15,195	15,807	15,519	14,879	15,379	17,522	18,870	18,130	18,180	18,005	18,002	16,511
August	12,087	12,371	12,815	13,565	13,632	13,419	13,646	14,224	15,100	15,385	15,829	15,240	14,675	16,103	17,549	18,806	17,919	18,051	17,751	18,090	
September	11,983	12,289	12,774	13,341	13,516	13,237	13,652	14,217	14,850	15,285	16,025	15,172	14,724	16,412	17,605	18,549	18,026	18,179	17,865	17,856	
October	12,119	12,348	12,942	13,341	13,584	13,363	13,775	14,349	14,836	15,381	16,311	15,271	14,856	16,993	17,880	18,430	18,127	18,348	17,943	17,947	
November	12,094	12,408	13,162	13,408	13,706	13,587	13,913	14,437	15,025	15,340	16,460	15,205	14,625	17,168	17,848	17,981	17,573	17,973	17,666	18,060	
December	11,856	12,333	12,845	13,106	13,470	13,338	13,728	14,315	14,716	15,199	16,204	15,062	14,654	17,235	17,874	17,707	17,537	18,078	17,799	17,759	
Net Ann. Inc.	29	477	512	261	364	-132	390	587	401	483	1,005	-1,142	-408	2,581	639	-167	-170	541	-279	-40	-1,248
Avg. Mo. Inc.	2	40	43	22	30	-11	33	49	33	40	84	-95	-34	215	53	-14	-14	45	-23	-3	-178

Population is total jurisdictional count at end of each month. Population at end of month December 1999 was 11,827.

Average monthly population increase for past fifteen years 2005 - 2019 is 24

Average monthly population increase for past ten years Jan. 2010 - Dec 2019 is 21

Average monthly population increase for past five years 2015 - 2019 is -2

Projected at Growth of 24 per Month

	2008	2009	2010	2011	2012	2013	2014	2015	2016	2017	2018	2019	2020	2021	2022	2023	2024	2025	2026
Mo.	Actual	Actual	Actual	Actual	Actual	Actual	Actual	Actual	Actual	Actual	Actual	Actual	Actual Proj.	Proj.	Proj.	Proj.	Proj.	Proj.	Proj.
January	14,518	14,796	15,334	16,312	15,134	14,815	17,481	18,142	17,785	17,824	18,201	17,958	17,989	16,655	16,943	17,231	17,519	17,807	18,095
February	14,603	14,883	15,374	16,209	14,990	15,008	17,438	18,082	17,625	17,608	17,998	17,846	18,181	16,679	16,967	17,255	17,543	17,831	18,119
March	14,580	14,843	15,290	16,095	14,964	14,665	17,395	18,233	17,573	17,666	18,089	17,898	17,860	16,703	16,991	17,279	17,567	17,855	18,143
April	14,769	14,937	15,570	16,172	15,124	14,850	17,604	18,703	17,815	17,798	18,227	17,977	17,331	16,727	17,015	17,303	17,591	17,879	18,167
May	14,880	15,146	15,694	16,062	15,132	15,074	17,593	18,693	17,769	17,652	17,945	17,817	16,694	16,751	17,039	17,327	17,615	17,903	18,191
June	14,700	15,025	15,564	15,554	14,832	14,825	17,340	18,813	17,973	17,963	17,972	17,942	16,552	16,775	17,063	17,351	17,639	17,927	18,215
July	14,868	15,195	15,807	15,519	14,879	15,379	17,522	18,870	18,130	18,180	18,005	18,002	16,511	16,799	17,087	17,375	17,663	17,951	18,239
August	15,100	15,385	15,829	15,240	14,675	16,103	17,549	18,806	17,919	18,051	17,751	18,090	16,535	16,823	17,111	17,399	17,687	17,975	18,263
September	14,850	15,285	16,025	15,172	14,724	16,412	17,605	18,549	18,026	18,179	17,865	17,856	16,559	16,847	17,135	17,423	17,711	17,999	18,287
October	14,836	15,381	16,311	15,271	14,856	16,993	17,880	18,430	18,127	18,348	17,943	17,947	16,583	16,871	17,159	17,447	17,735	18,023	18,311
November	15,025	15,340	16,460	15,205	14,625	17,168	17,848	17,981	17,573	17,973	17,666	18,060	16,607	16,895	17,183	17,471	17,759	18,047	18,335
December	14,716	15,199	16,204	15,062	14,654	17,235	17,874	17,707	17,537	18,078	17,799	17,759	16,631	16,919	17,207	17,495	17,783	18,071	18,359
Net Ann. Inc.	401	483	1,005	-1,142	-408	2,581	639	-167	-170	541	-279	-40	-1,128	288	288	288	288	288	288
Ave. Mo. Inc.	33	40	84	-95	-34	215	53	-14	-14	45	-23	-3	-94	24	24	24	24	24	24

MONTHLY POPULATION AVERAGES - JULY 2020

Unit/Center	7/1	7/2	7/3	7/6	7/7	7/8	7/9	7/10	7/13	7/14	7/15	7/16	7/17	7/20	7/21	7/22	7/23	7/24	7/27	7/28	7/29	7/30	7/31	AVG
Benton	324	322	322	322	322	322	322	322	322	321	321	321	319	318	315	315	318	334	332	332	331	330	328	323
Cummins	1,875	1,875	1,875	1,875	1,875	1,874	1,874	1,873	1,872	1,871	1,865	1,864	1,863	1,856	1,850	1,849	1,847	1,845	1,843	1,843	1,835	1,833	1,830	1,859
Delta	590	587	583	583	583	581	577	578	579	579	578	578	578	571	566	565	565	564	566	566	566	566	566	575
East AR Reg	1,554	1,554	1,552	1,551	1,551	1,549	1,549	1,549	1,549	1,548	1,547	1,535	1,534	1,528	1,528	1,525	1,524	1,524	1,520	1,518	1,518	1,519	1,519	1,537
Ester	573	571	571	571	571	566	566	566	566	566	566	566	566	566	566	566	565	564	556	556	556	556	547	564
Grimes	1,044	1,044	1,044	1,044	1,044	1,038	1,038	1,038	1,035	1,034	1,033	1,033	1,034	1,021	1,020	1,016	1,015	1,015	1,015	1,010	1,010	1,010	1,010	1,028
Max Sec	560	557	558	558	558	559	559	558	557	557	557	556	554	555	560	559	559	559	559	559	558	566	566	559
McPherson	881	879	881	881	882	883	878	880	880	882	877	874	874	877	877	882	873	872	873	878	873	865	864	877
MCWRC	135	135	135	135	135	135	133	133	133	133	131	131	131	131	131	134	134	134	137	137	136	136	136	134
N Central	769	763	762	762	762	761	759	759	759	759	759	750	749	749	748	748	744	734	729	729	729	724	724	749
NWAWRC	92	92	92	92	92	92	92	92	92	92	92	92	92	91	91	91	89	88	87	87	87	87	87	90
Ouachita River	1,731	1,731	1,731	1,731	1,731	1,730	1,722	1,721	1,724	1,724	1,723	1,723	1,717	1,714	1,715	1,709	1,700	1,700	1,694	1,683	1,671	1,670	1,667	1,711
Randall L Williams	464	463	458	458	458	458	453	452	449	448	447	446	442	440	438	434	434	425	424	422	422	421	419	442
Pine Bluff	504	504	501	501	500	512	512	511	511	509	507	505	506	503	503	503	503	502	503	503	503	501	501	505
PB Reentry	54	54	53	53	53	41	41	41	41	41	41	41	40	40	40	40	40	40	40	40	40	39	39	43
TRCC	117	116	115	115	115	115	115	115	113	113	113	112	112	111	111	108	108	108	108	107	107	107	106	112
Tucker	949	948	943	943	943	937	935	932	930	928	925	925	924	917	912	910	910	903	903	900	901	892	888	922
Tucker Re-Entry	92	92	92	92	90	90	90	89	89	85	85	85	85	85	85	85	85	85	85	84	84	84	79	87
Varner	1,519	1,513	1,511	1,511	1,511	1,509	1,508	1,506	1,504	1,502	1,500	1,498	1,496	1,493	1,492	1,492	1,488	1,488	1,486	1,486	1,485	1,483	1,483	1,498
Wrightsville	833	824	821	821	822	822	819	819	817	817	817	817	817	813	811	810	810	810	807	807	801	800	800	815
WR Hawkins-Females	201	198	198	198	200	200	200	200	198	202	202	202	202	202	202	202	202	202	202	202	201	198	201	
WR Hawkins-Males	190	190	189	189	189	188	185	185	184	184	184	184	184	183	183	183	183	182	182	182	182	182	182	185
Total ADC	15,051	15,012	14,987	14,986	14,987	14,962	14,927	14,919	14,904	14,895	14,870	14,838	14,819	14,764	14,744	14,726	14,696	14,678	14,651	14,631	14,597	14,572	14,539	14,816
Bowie CO., TX	301	301	301	301	301	301	301	297	297	297	297	297	295	295	295	295	295	294	294	294	294	294	294	297
ALETA	16	16	16	16	16	16	16	16	16	16	16	16	16	16	16	15	15	15	15	15	15	15	15	16
Ar State Police	58	58	58	58	57	57	57	57	57	57	57	57	57	57	57	57	57	57	57	57	57	57	57	57
Co Jail / M	721	745	763	763	779	787	811	842	868	881	907	932	956	979	991	1,019	1,059	1,071	1,089	1,102	1,129	1,148	1,165	935
Co Jail / F	79	84	87	87	84	87	87	90	93	94	96	100	103	102	108	105	109	110	114	114	113	115	119	99
Total Co Jail BK	800	829	850	850	863	874	898	932	961	975	1,003	1,032	1,059	1,081	1,099	1,124	1,168	1,181	1,203	1,216	1,242	1,263	1,284	1,034
309/M	216	216	215	215	215	215	218	218	218	218	217	216	215	215	215	215	215	215	215	216	216	216	216	216
309/F	90	90	90	90	90	90	90	90	90	90	89	89	88	88	88	88	88	88	87	87	87	84	84	89
Total Act 309	306	306	305	305	305	305	308	308	308	308	308	306	305	303	303	303	303	303	302	303	303	300	300	305
Total Non ADC	1,481	1,510	1,530	1,530	1,542	1,553	1,580	1,610	1,639	1,653	1,681	1,708	1,732	1,752	1,770	1,794	1,838	1,850	1,871	1,885	1,911	1,929	1,950	1,709
Total	16,532	16,522	16,517	16,516	16,529	16,515	16,507	16,529	16,543	16,548	16,551	16,546	16,551	16,516	16,514	16,520	16,534	16,528	16,522	16,516	16,508	16,501	16,489	16,525

FISCAL YEAR 2021 COUNTY JAIL BACKUP - JULY 2020

DAY		Jul-20	
1		800	
2		829	
3		850	
4	*	850	
5	*	850	
6		850	
7		863	
8		874	
9		898	
10		932	
11	*	932	
12	*	932	
13		961	
14		975	
15		1,003	
16		1,032	
17		1,059	
18	*	1,059	
19	*	1,059	
20		1,081	
21		1,099	
22		1,124	
23		1,168	
24		1,181	
25	*	1,181	
26	*	1,181	
27		1,203	
28		1,216	
29		1,242	
30		1,263	
31		1,284	
Avg Daily Backup		1,027	

Notes: Totals do not include 309 Contracts in County Jails (maximum of 336)

County Jail Back-up Average for July 2020 ~ 1,027

Short Term Revocation Program Average for July 2020 ~ 640

STTG UNIT COUNTS – JULY 2020

Unit	Beginning Total	Confirmed	Suspected	In	Out	Paroled	Removed	Ending Total	Total Unit Population	Unit % of STTG's
Benton	66	1	0	1	7	2	0	59	328	17.99%
Cummins	683	0	0	0	1	19	0	663	1,830	36.23%
Delta	200	0	0	2	0	0	0	202	566	35.69%
EARU	592	0	0	0	3	11	0	578	1,518	38.08%
Grimes	364	0	5	1	2	5	0	363	1,012	35.87%
Hawkins	48	0	0	1	3	0	0	46	376	12.23%
Max	276	0	0	11	0	6	0	281	641	43.84%
Mcpherson	46	1	0	0	6	0	0	41	864	4.75%
MCWR	29	0	0	3	1	1	0	30	136	22.06%
NCU	221	0	0	0	0	11	0	210	724	29.01%
NWAWR	21	0	0	0	1	1	0	19	87	21.84%
ORCU	322	0	0	8	0	16	0	314	1,535	20.46%
ORCU Intake	66	2	0	0	8	0	0	60	131	45.80%
PB/Ester	106	0	0	0	2	3	0	101	1,087	9.29%
RLW	194	0	0	0	0	21	0	173	419	41.29%
TWR	30	0	0	0	2	1	0	27	104	25.96%
Tucker	332	0	0	3	11	0	0	324	888	36.49%
Varner	632	0	0	12	21	8	0	615	1,481	41.53%
Wrightsville	286	0	0	3	1	12	0	276	800	34.50%
Total	4,514	4	5	45	69	117	0	4,382	14,527	30.16%

ORCU Intake brought in 2 new STTG members into ADC last month.

STTG DISCIPLINARY REPORT – JULY 2020

Unit	STTG Incidents	STTG Suspected Incidents	Total Unit Disciplinary	Disciplinary Involving STTG	Percentage
Benton	0	0	4	3	75.00%
Cummins	0	1	419	224	53.46%
Delta	0	0	84	22	26.19%
EARU	0	0	154	100	64.94%
Grimes	0	2	183	104	56.83%
Hawkins	0	0	18	3	16.67%
Max	2	2	80	63	78.75%
Mcpherson	0	0	243	20	8.23%
MCWR	0	0	2	2	100.00%
NCU	0	0	71	24	33.80%
NWAWR	0	0	5	2	40.00%
ORCU	0	0	109	47	43.12%
ORCU Intake	0	0	2	0	0.00%
PB/Ester	0	0	10	1	10.00%
RLW	0	0	34	16	47.06%
TWR	0	2	6	2	33.33%
Tucker	0	0	276	133	48.19%
Varner	0	0	461	233	50.54%
Wrightsville	0	0	173	75	43.35%
Total	2	7	2,334	1,074	46.02%

STTG COUNTS BY STTG SET – JULY 2020

STTG Set	Benton	Cummins	Delta	EARU	Grimes	Hawkins	Max	Mcperson	MCWR	NCU	NWAWR	ORCU	Intake	PB	RLW	TWR	Tucker	Varner	Wrightsville	Total
Asian	0	1	0	0	0	0	0	0	1	0	0	2	0	0	3	0	0	0	0	7
Bloods	7	151	39	104	61	4	66	5	4	34	4	69	9	21	40	0	47	131	41	837
Crips	5	94	17	76	32	4	36	5	2	16	1	39	2	12	21	3	27	95	26	513
Folk	4	56	0	116	0	5	33	8	1	13	6	2	0	5	9	0	22	67	19	366
GD	15	146	40	91	105	7	62	0	11	36	0	64	17	19	33	13	92	132	71	954
Mexican	2	16	11	13	8	1	6	2	1	9	1	11	0	3	3	0	5	17	14	123
Motorcycle	0	1	1	1	1	1	4	1	2	1	0	0	0	1	1	0	4	0	1	20
Other	0	21	7	11	17	2	4	0	0	8	1	11	2	4	10	6	17	16	7	144
People	1	24	8	16	18	1	18	2	0	8	1	21	0	4	9	1	12	20	10	174
Unknown	0	12	12	12	10	2	3	3	0	5	0	12	5	0	5	0	3	5	6	95
W/S	17	46	40	27	43	6	8	15	6	44	5	24	9	14	21	2	31	33	29	420
AB	2	7	0	6	5	0	0	0	1	3	0	5	2	2	2	1	8	11	5	60
AC	1	8	1	14	14	1	5	0	0	6	0	4	0	4	2	0	7	15	12	94
NAE	3	41	9	41	20	5	12	0	0	5	0	25	9	3	6	1	15	33	22	250
WAR	2	39	17	50	29	7	24	0	1	22	0	25	5	9	8	0	34	40	13	325
Total	59	663	202	578	363	46	281	41	30	210	19	314	60	101	173	27	324	615	276	4,382

Key:

GD = Gangster Disciples

W/S = White Supremacist

NAE = New Aryan Empire

WAR = White Aryan Resistance

AC = Aryan Circle

AB = Aryan Brotherhood

INTERNAL AFFAIRS BOARD REPORT - JULY 2020

Opened Investigation, Reviews/ASP July 2020	Open Investigation	Open Review	ASP Referral
Arson	0	0	0
Assault on Inmate	0	0	0
Assault on Staff	0	0	0
Attempted Escape	0	0	0
Banding Together to Interfere with Unit	0	0	0
Battery on Inmate	0	0	0
Battery on Inmate without Serious Injury	0	0	1
Battery on Inmate with Serious Injury	0	0	2
Battery on Inmate with use of Unknown Substance	0	0	0
Battery on Other Person with Serious Injury	0	0	0
Battery on Other Person with Use of Unknown Substance	0	0	0
Battery on Staff	0	0	0
Battery on Staff without Serious Injury	0	0	1
Battery on Staff with Serious Injury	0	0	0
Battery on Staff with Bodily Fluids	0	0	6
Battery on Staff with Use of Unknown Substance	0	0	0
Death	0	0	13
Disobey Direct Order	0	1	0
Employee Misconduct	4	0	1
Excessive Force	0	0	0
Escape from Unit	0	0	0
Escape from Work Release	0	0	0
Escape Plan	0	0	0
Forcible Rape	0	0	0
Inappropriate Relationship	0	0	0
Indecent Exposure	0	0	0
Inmate on Inmate Abusive Sexual Contact	0	2	0
Inmate on Inmate Sexual Assault	0	0	0
Inmate on Inmate Sexual Contact	1	5	0
Inmate on Inmate Sexual Harassment	0	20	0
Inmate on Inmate Sexual Misconduct	2	8	0
Inmate on Inmate Nonconsensual Sexual Contact	0	1	0
Introduction of Cell Phone	0	0	0
Introduction of Contraband	2	0	2
Introduction of Drugs	0	0	0
Introduction of Tobacco	0	0	0
Introduction of Weapon	0	1	0
Major Breach of Security	0	0	0
Misconduct	0	0	0
Missing Narcotics	0	0	0
Other Incident	0	1	0
Other Rule Violation	0	1	0
Possession of Cell Phone	0	0	10
Possession of Drugs	0	0	1
Possession of Money	1	0	0
Possession of a Weapon	0	0	0
Property Damage	0	0	0
Racial Slurs	0	0	0
Retaliation	0	0	0
Sexual Assault	0	0	0
Rape	0	0	0
Riot	0	0	0
Sexual Misconduct	0	0	0
Staff on Inmate Sexual Harassment	1	20	0
Staff on Inmate Sexual Misconduct	1	4	0
Staff on Staff Sexual Harassment	0	0	0
Staff on Staff Sexual Misconduct	0	0	0
Suicide Attempt	0	0	0
Suspected Criminal Activity	0	0	0
Theft	0	0	0
Trafficking	0	0	0
Use of Force	0	53	0
Verbal Abuse	0	0	0
Verbal/Written Threat on Staff	0	0	0
Work Release Misconduct	0	0	0
Total	12	117	37

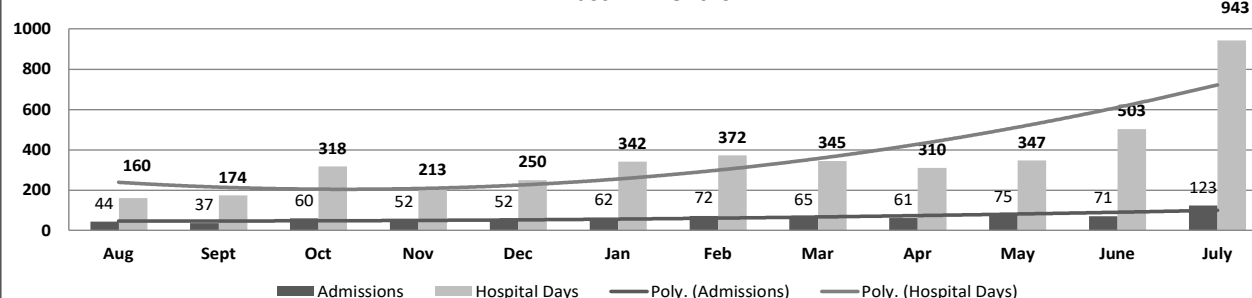
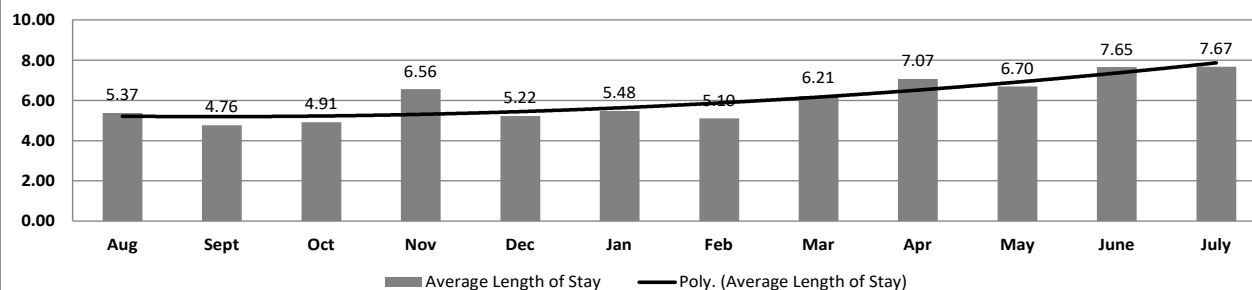
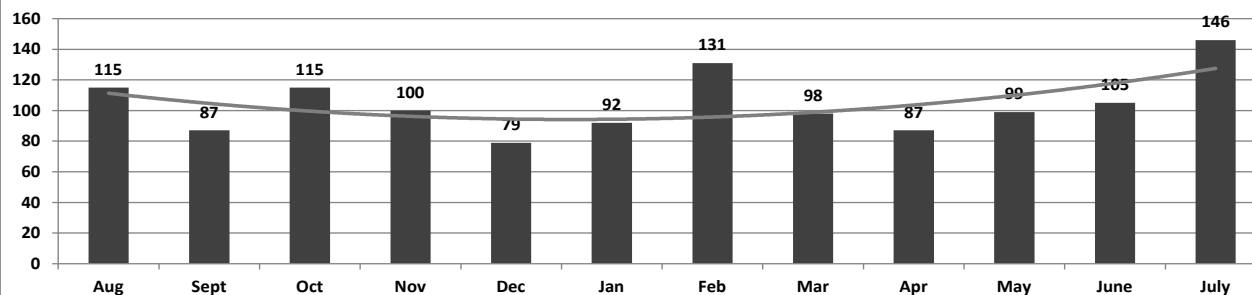
ADC INPATIENT AND EMERGENCY ROOM UTILIZATION

ADC Inpatient Statistics Past 12 Months

	2019					2020							Average
	Aug	Sept	Oct	Nov	Dec	Jan	Feb	Mar	Apr	May	June	July	
Admissions	44	37	60	52	52	62	72	65	61	75	71	123	64.5
Hospital Days	160	174	318	213	250	342	372	345	310	347	503	943	356.4
Average Length of Stay	5.37	4.76	4.91	6.56	5.22	5.48	5.10	6.21	7.07	6.70	7.65	7.67	5.53

ADC ER Visits Past 12 Months

	2019					2020							Average
	Aug	Sept	Oct	Nov	Dec	Jan	Feb	Mar	Apr	May	June	July	
Emergency Room Visits	115	87	115	100	79	92	131	98	87	99	105	146	104.5

ADC Inpatient Utilization
Past 12 MonthsADC Inpatient Average Length of Stay
Past 12 MonthsADC Emergency Room Visits
Past 12 Months

MEDICAL GRIEVANCE BOARD REPORT – JULY 2020

Unit	<i>Acknowledged/ Received</i>	<i>Rejected</i>	<i>Reviewed & Signed by Dep Director</i>	<i>With Merit</i>	<i>With Merit, but Resolved</i>	<i>% With Merit</i>	<i>Without Merit</i>
Benton	0	0	0	0	0	0%	0
Bowie County	0	0	0	0	0	0%	0
CMU	1	0	0	0	0	0%	0
Cummins	11	3	12	1	0	8%	11
Delta	1	0	0	0	0	0%	0
EARU	35	2	17	2	0	12%	15
EARU Max	41	4	15	2	0	13%	13
Ester	0	1	2	0	0	0%	2
Grimes	5	0	4	0	1	25%	3
Hawkins	0	0	0	0	0	0%	0
McPherson	6	6	7	1	0	14%	6
MCWRC	0	0	0	0	0	0%	0
MSU	13	1	17	1	0	6%	16
North Central	19	6	16	1	0	6%	15
NWAWRC	0	0	0	0	0	0%	0
Ouachita	26	2	10	2	1	30%	7
Pine Bluff	3	3	1	0	0	0%	1
Randall L. Williams	0	0	2	0	0	0%	2
SNN	4	0	7	0	1	14%	6
TRCC	0	0	0	0	0	0%	0
Tucker	12	5	12	2	0	17%	10
Varner	6	2	19	1	1	11%	17
Varner Super Max	33	2	25	0	0	0%	25
WRU	4	0	3	0	0	0%	3
WHM	1	0	0	0	0	0%	0
WWR	0	0	0	0	0	0%	0
Total	221	37	169	13	4	10%	152

CHAPLAINCY

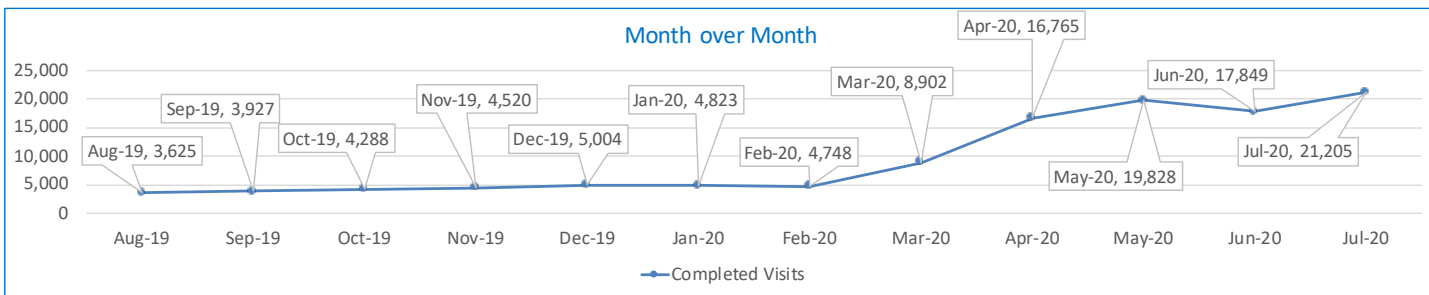
Month: July Year: 2020	CUMMINS	DELTA REGIONAL	EAST ARKANSAS	EAST ARKANSAS MAX	ESTER	GRIMES	HAWKINS	MAXIMUM	MCPHERSON	NORTH CENTRAL	OUACHITA RIVER	PINE BLUFF	RANDALL L. WILLIAMS	TUCKER	VARNER	VARNER MAX	WRIGHTSVILLE	TOTAL
Services Chaplains Oversaw																		
Christian																		
Population	0	3	0	0	8	0	0	0	4	0	14	0	4	0	4	0	0	37
Segregation	0	0	0	0	0	0	0	0	0	0	0	0	0	0	0	0	0	0
Muslim																		
Population	0	0	0	0	8	0	0	6	4	0	5	0	0	0	5	0	0	28
Segregation	0	0	0	0	0	0	0	6	0	0	0	0	0	0	0	0	0	6
																		71
Volunteers in Charge																		
Protestant	0	0	0	0	0	0	0	0	0	0	0	0	4	0	0	0	0	4
Catholic	0	0	0	0	0	0	0	0	0	0	0	0	0	0	0	0	0	0
Muslim	0	0	0	0	0	0	0	0	0	0	0	0	4	0	0	0	0	4
Other	0	0	0	0	0	0	0	0	0	0	9	0	0	0	0	0	0	9
Baptism	0	0	0	0	0	0	0	0	0	0	0	0	0	0	0	0	0	0
Marriages																		
	0	0	0	0	0	0	0	0	0	0	0	0	0	0	0	0	0	0
Distributed by Chaplains																		
Greeting Cards	0	0	0	0	50	15	360	112	630	90	300	20	7	216	24	169	10	2,003
Bibles, Quran, Torah, Etc.	33	10	12	11	20	24	20	17	28	45	275	11	5	38	3	15	100	667
Study Course	0	0	2	0	20	3	0	0	99	0	70	4	948	218	1	2	100	1,467
Writing Supplies	0	0	0	0	35	5	200	20	16	0	500	5	0	118	0	0	300	1,199
Literature	1,243	200	0	0	0	24	350	80	125	560	500	214	4,108	420	159	257	400	8,640
Chaplain's Visits																		
Barracks	51	11	0		5	69	20	92	10	72	85	46	4	32	305		30	832
Approximate Hours Spent in Barracks	8	5	0	0	1	31	12	72	25	18	16	9	0	8	127	17	12	361
Inmate Office visits	30	110	2	0	25	51	20	19	45	8	22	39	38	133	117	0	16	675
Other Office visits	25	15	6	2	5	11	24	15	15	0	79	17	5	44	52	5	7	327
Hospital	0	0	0	0	0	0	0	0	0	0	29	0	0	0	0	0	0	29
Infirmary/Sick Call	5	2	0	0	1	6	8	10	10	2	15	4	0	4	8	5	3	83
Restrictive/Punitive Housing	6	2	0	0		6	0	28	20	4	78	8	3	4	0	12	2	173
PC - DRU		3																3
Visitation Days	0	0	0	0	0	0	0	0	0	0	0	0	0	0	0	0	0	0
Volunteer Visits																		
RCV	0	0	0	0	0	0	0	0	0	0	0	0	0	0	0	0	0	0
OCV	0	0	0	0	0	0	0	0	0	0	0	0	0	0	0	0	0	0
Spiritual Advisor	0	0	0	0	0	0	0	0	0	0	0	0	0	0	0	0	0	0
CRA	0	0	0	0	0	0	0	0	0	0	0	0	0	0	0	0	0	0
Religious Volunteer Hours																		
Volunteer Hours	0	0	0	0	0	0	0	0	0	0	0	0	0	0	0	0	0	0
Denominational/Volunteer Chaplain Hours	0	84	0	0	0	0	0	0	0	0	0	0	0	0	0	0	0	84
																		84
Other Activities of Chaplain																		
Counseled Employees	18	10	5	0	15	2	20	4	27	6	38	6	5	6	29	0	8	199
Orientation Sessions	0	0	0	0	0	2	0	0	0	0	0	0	0	0	0	0	0	2
Free World Devotions	0	0	0	0	4	11	0	0	0	0	5	0	0	0	18	0	0	38
Spoke in Churches	14	0	4	0	1	6	0	0	1	0	0	0	0	5	18	0	0	49
Crisis Intervention Sessions	12	15	0	0	0	0	25	2	80	10	39	1	14	16	21	6	5	246
Marriage Counseling	0	0	0	0	0	1	0	0	0	0	3	0	0	0	0	0	0	4
Denominational Meeting	0	0	0	0	0	0	0	0	0	0	0	0	0	0	0	0	0	0
Chaplain's Meeting	0	1	1	1	1	1	1	0	1	0	1	0	1	1	18	0	1	29
Volunteer Training Session	0	0	0	0	0	0	0	0	0	0	0	0	0	0	0	0	0	0
Chaplain Transfers																		
	0	0	0	0	0	0	0	0	0	0	0	0	0	0	0	0	0	0
Chaplain Promotions																		
	0	0	0	0	0	0	0	0	0	0	0	0	0	0	0	0	0	0
PAL PROGRAM																		
Enrolled at start of month	47	24	49	0	34	49	45	24	33	27	25	0	27	61	48	0	23	516
Enrolled during the month	0	0	0	0	0	1	2	0	3	0	0	0	0	7	0	0	2	15
Removed From PAL Program																		
# Paroled	0	0	0	0	0	1	2	0	2	1	0	0	2	4	0	0	1	13
# Completed	0	0	0	0	0	0	1	0	2	0	0	0	0	0	0	0	1	4
# Withdrew	0	0	0	0	0	1	0	1	0	0	0	0	0	3	2	0	0	7
# Removed	0	0	0	0	0	0	0	1	0	1	0	0	0	4	0	0	1	7
# Transferred	0	0	0	0	0	0	0	0	1	0	0	0	0	1	0	0	2	2
Total Removed from PAL Program	0	0	0	0	0	2	3	2	4	3	0	0	2	11	3	0	3	33
Total Enrolled at the End of the Month	47	24	49	0	34	48	44	22	32	24	25	0	25	57	45	0	22	498
Volunteers in PAL																		
	0	0	0	0	0	0	0	0	0	6	0	0	0	0	0	0	0	6
Special Events:																		
	1	1	1	1	1	1	1	2	1	1	1	1	2	2	1	1	1	20

SECURUS VIDEO VISITATION REPORT JULY 2020

AR-DOC SVV Activity Tracker

Total ADP	14,633											
Total Visits by Month	Aug-19	Sep-19	Oct-19	Nov-19	Dec-19	Jan-20	Feb-20	Mar-20	Apr-20	May-20	Jun-20	Jul-20
Total (Includes SuperMax)	3,625	3,927	4,288	4,520	5,004	4,823	4,748	8,902	16,765	19,828	17,849	21,205
Target Objective	15,587	15,587	15,587	15,587	15,587	15,587	15,587	15,587	15,587	15,587	15,587	15,587

Anywhere Visitation Performance:



Completed Visits

Site	Current Month	Previous Month
Benton	525	425
Cummins	2,203	1,754
Delta Regional	1,092	790
East Arkansas Regional	1,937	1,598
Ester	1,204	1,010
Grimes	1,575	1,341
J Aaron Hawkins Sr.	771	677
Tucker Max	867	638
Mcpherson	652	695
Mississippi County WRC	162	88
North Central	1,263	1,143
NW Arkansas WRC	73	68
Ouachita River	2,027	1,414
Pine Bluff Complex	918	765
Randall L Williams	978	971
State Police Barracks	66	59
Texarkana Regional	283	250
Tucker Unit	1,377	1,267
Varner	1,889	1,694
Wrightsville Unit	1,302	1,178
Pine Bluff Re-Entry	41	24
Tucker Re-entry	0	0
Total	21,205	17,849

Missed by Inmate

Site	Current Month	Previous Month
Benton	33	19
Cummins	57	68
Delta Regional	11	9
East Arkansas Regional	48	43
Ester	23	21
Grimes	31	34
J Aaron Hawkins Sr.	44	37
Tucker Max	62	17
Mcpherson	20	24
Mississippi County WRC	14	8
North Central	27	38
NW Arkansas WRC	1	7
Ouachita River	37	29
Pine Bluff Complex	18	35
Randall L Williams	25	18
State Police Barracks	1	3
Texarkana Regional	7	8
Tucker Unit	33	34
Varner	51	65
Wrightsville Unit	70	67
Pine Bluff Re-Entry	2	0
Tucker Re-entry	0	0
Total:	615	584

SECURUS TABLET REPORT JULY 2020

Facility Name	Subscription	Facility	Officer	Total	New Subscriptions
Benton Unit	133	3	8	144	17
Cummins Unit	418	87	15	520	48
Delta Regional Unit	145	36	16	197	23
East Arkansas Regional Unit	277	97	15	389	44
Ester Unit	166	139	20	325	28
Grimes Unit	282	71	14	367	35
J. Aaron Hawkins Sr Center For Women	152	69	15	236	12
McPherson Unit	263	103	15	381	41
Mississippi County Work Release Center	72	2	9	83	9
North Central Unit	165	98	10	273	20
Northwest Arkansas Work Release Center	50	2	8	60	4
Ouachita River Correctional Unit	285	110	14	409	43
Pine Bluff Reentry Center	24	2	0	26	2
Pine Bluff Unit	115	5	8	128	12
Randall L. Williams Facility	103	24	15	142	9
State Police Barracks	21	1	3	25	1
Texarkana Regional Correctional Center	42	2	10	54	5
Tucker Maximum Security Unit	120	31	12	163	10
Tucker Reentry Center	60	54	6	120	2
Tucker Unit	191	61	10	262	20
Varner Unit	223	82	20	325	28
Wrightsville Unit	197	54	6	257	34
TOTAL	3,504	1,133	249	4,886	447

CONSTRUCTION BUDGET / STATUS REPORT - AUGUST 6, 2020 — [Page 1 of 2]

Fund	Project Description	Total Projected Spent	Budget	Available Funds	\$ % Complete	Construction % Complete	Notes
KBR4Q95	ESTER - Phase 3 - General Improvement Fund	2,977,000	4,383,781	1,406,782	68%	98%	Parking Lot Design Firm chosen. Cameras and lights to be installed around perimeter after paving. ADFA bonds turned back on Phases 1 & 2 1A.
700483A	EARU Max Rec Precast Rec Yard	77,004	659,553	582,549	12%	0%	DBA has approved plans for expanded metal rec pens.
700483A	Tucker Max Precast Rec Yard	60,183	1,210,000	1,149,817	5%	0%	Plans being prepared for expanded metal rec pens.
700483A	Cummins Precast Rec Yard	50,012	927,500	877,488	5%	0%	Plans on hold, will modify for exp. Metal
KBR4Q95	Bullpens	387,733	851,999	464,266	46%	98%	Varner & EARU complete. Installation underway at Max. Locks delivered. Held up by 2 supervisors quitting
KBR4Q95	13 & 15 Barracks Door Revisions	119,111	174,000	54,889	68%	68%	All doors and locks installed in 13 Barracks.
KBR4Q95	Camera's (New)	1,073,900	1,248,000	174,100	86%	86%	Delta, Varner, EARU, Cummins, RLW, PBU, & the Max are complete, working at Tucker.
700485A	Integrity Energy Improvements at EARU & Delta	16,961,127	17,010,204	49,077	100%	97%	lights (100%), plumbing 100%, water (100%), compost (100%), & solar (100%), HVAC (100%). Only Training is incomplete.
700486A	Pine Bluff Unit Barracks 9 Renovation	369,616	437,000	67,384	85%	98%	9A, B C & D water controls arrived 2/5, Icon training delayed, installation near complete.
KBSCW18	McPherson Administration	333,879	395,439	61,560	84%	83%	Walls, slabs, brick complete. Precast installed. Roof slab poured. Roofer on site, insulating duct, running electrical & installing doors. Expect to complete late August.
KBSCW18	McPherson Visitation	305,446	312,430	6,984	98%	83%	
KBR4Q95	McPherson Administration and Visitation	-	100,000	100,000	0%	0%	preparing RFQ for designer
KBSHW18	Tucker Water Treatment	-	1,093,848	1,093,848	0%	0%	DBA 5/11/20, comments answered.
KBSFW18	Max Armory	-	70,000	70,000	0%	0%	Slab & ceiling poured, ext & int walls up, roof & brick underway. Complete by 9/1/20
KBSFW18	Varner Armory	61,729	68,399	6,670	90%	80%	
KBR4Q95	Tucker Isolation Bed Project	15,558	24,503	8,945	63%	100%	Complete
KBR4Q43	Tucker Stainless Steel Showers	152,964	250,000	97,036	61%	100%	All complete 6/23/20
7004810	Administrative East Roof Replacement	-	309,375	309,375	0%	0%	ADFA has funded. RFQ ad ran 4/19 and 4/26. Design firm RFQ packets reviewed. Oral interviews held July 27th, Design firm to be chosen.
7004810	Central Warehouse Roof Replacement	-	135,020	135,020	0%	0%	
7004810	RLW Roof Replacement	-	1,888,776	1,888,776	0%	0%	
22V	NWARWRC Laundry and Commissary	12,072	250,000	237,928	5%	0%	DBA approved Plans, Springdale Water Dept comments rec'd & answered. All approvals received.
865C	NCU Perimeter Security	18,563	270,000	251,438	7%	0%	Plans for new microwave system ready to submit DBA for approval.
	Max Re-Entry Generator Project	-	135,000	135,000	0%	0%	Requested to enlarge to power all operations at ReEntry.
	NCU Replacement Generator Project	-	202,000	202,000	0%	0%	Existing Unit generator has failed, needs to be replaced.



CONSTRUCTION BUDGET / STATUS REPORT - AUGUST 6, 2020 — [Page 2 of 2]

Fund	Project Description	Total Projected Spent	Budget	Available Funds	\$ % Complete	Construction % Complete	Notes
7004820	Tucker 10 Barracks Sidewalk	-	70,259	70,259	0%	0%	Response to Comments in to DBA for approval.
Telephone Projects							
Maintenance & Operations	Fire Alarm Upgrades (All Units)	22,110	41,000	18,890	54%	47%	on-going
	Stainless Steel - Kitchen/Shower/Restrooms -	3,864	20,000	16,136	19%	12%	continual need
	Gates and Fences all units	117	25,000	24,883	0%	0%	to improve security
	ACA Maintenance	0	100,000	100,000	0%	0%	Wrightsville, Benton, & Tucker passed. Upcoming are Delta, NCU, EARU & MCWRC.
	ADA Projects - All Units	0	10,000	10,000	0%	0%	Have plans for Varner sports field sidewalk, gathering materials.
	Fast Top Floor Systems (kitchen/laundry/showers all	0	25,000	25,000	0%	0%	Tucker Pods complete, Benton restrooms underway. Ouachita
	Camera Equipment - All Units	47,760	250,000	202,240	19%	15%	cameras as requested/approved.
	Lock/Riot Gates - All Units	12,694	90,500	77,806	14%	12%	on-going.
	AC Units-All Units	19,947	70,000	50,053	28%	10%	repairing & replacing daily.
	Subtotal	\$ 106,491	\$ 631,500	\$ 525,009			
Capital Projects FY20 Carry Forward	Metal Ceilings	8,787	25,000	16,213	35%	0%	NCU next, material on recieved, then to Delta.
	ORCU Gravel Pit Operations	7,523	35,000	27,477	21%	18%	on-going. Crusher operating.
	Dog Kennel/Horse Stable Malvern	0	48,000	48,000	0%	0%	DBA approved the Plans, released for construction. Laying out site.
	Emergency Generator - All Units	50,666	250,000	199,334	20%	20%	Cummins 300kW generator complete. Max Gen mat'l rec'd, gen delivery 8/24. All material purchased for Hawkins Kitchen & Cummins East Bldg.
	Tucker 4 new filters & one aeration tank	449,611	488,434	38,823	92%	70%	Filters to arrive late August.
	Roof Repairs-Cummins	0	145,000	145,000	0%	0%	Prepared large order for multiple Units. Currently at the Max. Need repairs at ORCU, Delta & others. Varner & ORCU working on repairs, received TPO Office of State Procurement secured a State contract to purchase roofing materials.
	Roof Repairs-Cummins Laundry	0				0%	
	Roof Repairs-East Arkansas	0				0%	
	Roof Repairs-Max	0				0%	
	Roof Repairs-Tucker	0				0%	
	Roof Repairs-Varner	0				0%	
	Roof Repairs-Wrightsville	0				0%	
	All Roofs	0				0%	
	Boiler Repair	21,377	100,000	78,623	21%	15%	continually needing repair
	Subtotal	\$ 537,964	\$ 1,091,434	\$ 553,470			
New Projects	Additional Metal Fab shop	0	29,266	29,266	0%	0%	purchasing materials
	PB Warehouse Drive replacement	0	118,000	118,000	0%	0%	asphalt drive pot holed
	Subtotal	\$ -	\$ 147,266	\$ 147,266			
	Architect Fees	53	30,000	29,947	0%		
	Total	\$ 644,509	\$ 1,900,200	\$ 1,255,691			

Notes Report has not been reconciled against Accountings Reconciled Reports.
Tolerance/Deviation is with in 1% of Projected Spending.