



DIVISION OF CORRECTION

BOARD REPORT

April 2020



@ARDeptofCorrections



@adcpio

Dexter Payne,
Director



POPULATION REPORT

RESEARCH/PLANNING

March 2020 Admissions and Releases – Admissions for March 2020 totaled **920** (768-males & 152-females) while releases totaled **860** (723-males & 137 females) for an increase in-house of **60** inmates.

Inmate Population Growth/Projection – At the end of March 2020, the jurisdictional population for the Division of Correction totaled **17,860**, representing a growth of **101** inmates since the first of January 2020. Calendar year 2020 average growth is **34** inmates per month, which is up from an average monthly decrease of **3** inmates per month during calendar year 2019.

Average County Jail Back-up – The backup in the County Jails averaged **1,345** inmates per day during the month of March 2020. Of the **1,345** average, short-term revocations accounted for **803** (716-males & 87-females) during the month.

House Bill 1530/Restrictive Housing (RH) - January 2020 through March 2020 – A total of **3,493** (3,351-males & 142-females) inmates were assigned to Restrictive Housing during the first quarter of the year.

- There was a 14.4% increase in overall RH assignments in the first quarter compared to the fourth quarter.
- Disciplinarys increased in all categories for the first quarter.
- There was a 5.8% decrease in SMI individuals held in RH compared to the fourth quarter.
- There was a 6.7% decrease in the number of individuals 21 or younger held in RH compared to the fourth quarter.
- There was a 6% increase in the number of individuals 55 or older held in RH compared to the fourth quarter.

Refer to Page 13 of this report for further details.

INSTITUTIONS

PRISON RAPE ELIMINATION ACT (PREA)

Training scheduled for the month of March was postponed due to COVID-19.

PREA Hotline Data - March 2020:

Number of Calls Received	478
Total Calls Referred for Reported PREA Issue	40
Total Calls Referred for Non-PREA Issue	125
Calls Referred Due to Technical Failure	0
Repeat Calls	85
Test Calls	8
No Message	220

PREA HOTLINE DATA, *continued*

Three of the calls received were from residents from the Division of Community Corrections and forwarded to their PREA Coordinator.

INMATE INSTITUTIONAL GRIEVANCES

Inmate Formal/Informal Grievances: During March 2020, a total of 1,373 formal grievances and 2,339 informal grievances were filed at various units.

Institutional Grievances Appeals: There was a total of 606 appeals of institutional grievances received in March 2020. Of those, 507 were acknowledged and 99 were rejected for various reasons. Of the total 389 appeals answered, 386 had no merit and three were found with merit.

SECURITY TERRORISTIC THREAT GROUP (STTG)

The STTG Coordinator taught the BCOT class at the Training Academy on March 4 and 25 and a prison gang class for Homeland Security on 3/10 in Monticello.

Security Audits were completed at the McPherson Unit on 3/12 and the Maximum Security Unit on 3/19.

FARM

The 9th Annual Agricultural Division Horse Auction was held on March 14 at the Saline County Fairgrounds in Benton. Although the newly-announced social distancing guidelines in response to COVID-19 seemed to keep a number of buyers away, the event was still a success, yielding a total of \$42,550 (\$1576/horse) for the 27 horses offered at the auction.

Wet conditions during the month delayed most field work and also lessened the amount of work completed in the gardens. Transplants in the greenhouses became ready for field planting after they become dry enough. The row crop operations continued preparing equipment for working in the fields. Seed was delivered and the fertilizer readied, leaving dry weather as the only missing factor.

The halfway point of the calving season for the beef herds was reached with minimal issues. Bull soundness exams are planned in preparation for the upcoming breeding season.

The confined livestock continued to meet the Department's needs for milk and eggs. The swine operation was officially closed on March 3 when the last hog was harvested.

REGIONAL MAINTENANCE HOURS

Regional Maintenance Hours	March 2020
Benton Unit	8,088
Delta Regional Unit	3,472
East Arkansas Regional Unit	576
Grimes Unit	4,132
McPherson Unit	1,508
Mississippi County Work Release	352
North Central Unit	4,992
Ouachita River Unit	3,888
Randall L. Williams Unit	4,680
Texarkana Regional Correctional Center	378
Tucker Unit	2,736
Varner Unit	3,832
Wrightsville Unit	1,488
Total Hours	40,122

WORK RELEASE RENT REPORT

Unit	March 2020
Benton Unit	\$97,427.00
Mississippi County Work Release	\$35,462.00
Northwest Arkansas Work Release	\$38,828.00
Pine Bluff Work Release	\$31,518.00
Texarkana Regional Correctional Center	\$38,750.00
Tucker Reentry Work Release	\$23,698.00
Total	\$265,683.00

REENTRY

**RANDALL L. WILLIAMS
JUVENILE EDUCATION PROGRAM**

March 2020 Capacity: 20	Beginning Count	New Commitments	Transferred/ Turned 18*	Paroled	End Count
Juveniles*	8	0	3	0	5

One juvenile was assigned to DCR/Punitive during the month. *Juveniles are transferred from the program once they reach the age of 18.

**WORKFORCE ALLIANCE FOR
GROWTH IN THE ECONOMY (WAGE)**

March 2020 Capacity: 120 Unit:	Beginning Count	Admissions During Mo.	Removed*	Completed	End Count
Delta	8	10	1	8	9
Ester**	0	0	0	0	0
Hawkins	14	11	3	1	21
McPherson	7	0	0	5	2
Ouachita River	20	0	0	0	20
Tucker	19	3	1	3	18
Tucker Reentry	8	0	0	0	8
Wrightsville***	11	0	0	0	11
TOTAL	87	24	5	17	89

*The "Removed" column indicates the number of participants who transferred, signed out, received a disciplinary, were removed because test scores were not returned/were too low to continue, or were released from prison.

**The Ester Unit WAGE Program is experiencing a change in software resulting in no classes being taught at this time.

***Due to entrance restrictions for badged volunteers in response to COVID-19, access to March data on the Wrightsville Unit WAGE instructor's computer is unavailable. However, a new class began at the unit during the month and there was no graduation.

**ADVANCED PRINCIPLES
AND APPLICATIONS FOR
LIFE PROGRAM (APAL)**

March 2020 Capacity: 86	Beginning Count	Admissions During Mo.	Removed*	End Count
Ester	36	0	6	30
Hawkins	48	15	8	55
TOTAL	84	15	14	85

Advanced PAL is an 18-month reentry program that combines a pre-release curriculum with the PAL program.

*The "Removed" column indicates the number of participants who paroled, completed the program, withdrew from the program, transferred, or were removed from the program for another reason.

**WRIGHTSVILLE-HAWKINS
PATHWAY TO FREEDOM PROGRAM**

March 2020 Capacity: 200	Beginning Count	Enrolled During the Month	Removed	End Count*
Wrightsville-Hawkins PTF	198	7	8	197

THINK LEGACY

March 2020 Capacity: 695 Unit	Beginning Count	Admitted	Graduated	Removed	End Count
Cummins	60	16	1	16	59
Delta Regional	22	4	1	4	21
East Arkansas Regional	49	7	5	12	39
Ester	75	21	13	22	61
Grimes	53	18	3	15	53
Hawkins (Female)	54	14	4	9	55
McPherson	65	24	10	21	58
North Central	52	11	6	10	47
Ouachita River	38	5	3	10	30
Tucker	59	8	4	9	54
Tucker Women's Reentry	16	13	6	7	16
Varner	50	18	3	18	47
Wrightsville	49	7	8	17	31
Total	642	166	67	170	571

There are 121 females and 432 males on the Think Legacy waiting list, for a total of 553. All Think Legacy applicants are within six to 18 months of their TE or discharge date. The average wait time is approximately 120 days. A total of 183.5 volunteer hours were reported.

March 2020 Think Legacy Activities:

Program graduations occurred at the following units – Ester (3/13), Grimes (3/31), North Central (3/18), and Tucker Women's Reentry (3/13).

North Central Unit – Jay Knight of Calico Rock's BancorpSouth visited.

McPherson Unit – Visitors to the program included Marilee House of Family Violence Prevention (3/12), guest speakers Gerrie Pemberton and Sydney Hooker (3/6), and Christen Higgins and Leann Rosenbaum of the Empowered Program (3/11).

ADMINISTRATIVE SERVICES

DIVISION OF CORRECTION TRAINING - MARCH 2020

BASIC TRAINING DIVISION –

Under the direction of instructor Sarah Apel, **BCOT Class 2020-B** graduated on March 6 with a total of 51 cadets. Yolanda Langston of the Maximum Security Unit was the recipient of the Willis H. Sargent Award. James "Hoot" Gibson, Superintendent of the Varner Unit, served as the guest speaker.

Forty-nine cadets graduated from instructor Ramone Woodall's **BCOT Class 2020-C** on March 27. Lakoia Diggs of the Tucker Unit received the Willis H. Sargent Award. Superintendent DeAngelo Earl of the Ouachita River Correctional Unit served as the guest speaker.

IN-SERVICE DIVISION –

The Training Academy kicked off the month of March by offering *Emergency Preparedness Instructor Certification*, which was attended by 15 participants.

Due to COVID-19, the only other courses offered to Division of Correction staff through the Training Academy during the month were:

- ***Correctional Security for Non-Security (Contract Staff 16)*** [27 participants]
- ***Oleoresin Capsicum Instructor*** [6 participants]
- ***Pressure Point Control Tactics (PPCT) Training*** [5 participants]
- ***Taser: New User Certification*** [18 participants]
- ***Taser: Re-certification*** [9 participants]
- ***Train the Trainer: Learning Transfer Impact*** [19 participants]

All other training opportunities on the schedule were suspended until further notice.

eCADEMY –

During March, 882 ADC employees completed a total of 13,804 hours of eCADEMY training. About 19% of ADC employees completed at least one course during that timeframe, averaging 3.04 hours per staff member. The Computer Lab is open on a daily basis for employees who wish to complete online training through eCademy.

HEALTH/CORRECTIONAL PROGRAMS

CHAPLAINCY SERVICES

Delta Regional Unit – On March 5, the chapel had a Bible QUIZlympics competition with 15 inmates participating.

Grimes Unit – A PAL Program ceremony was held in which three inmates became program mentors and seven graduated on March 10.

Maximum Security Unit – On March 13, 33 inmates graduated from the Life Principles #3 program.

McPherson Unit – "Love Without End" led an event in which 236 inmates and three volunteers participated on March 6.

Randall L. Williams Unit – On March 1, the unit launched two new classes: "Spiritual Warfare" and "New Caregiving." Eight inmates attended each class.

ACCREDITATION

ACA internal audits completed:

- 3/2–3/4 Delta Regional Unit Audit Prep
- 3/9–3/12 Delta Regional Unit Audit Prep
- 3/16–3/19 Delta Regional Unit Reaccreditation Audit – 100% Mandatory Standards/Best Practices; 100% Non-Mandatory Standards/Best Practices
- 3/23–3/25 EARU File Review
- 3/30–3/31 EARU File Review

Classes taught:

- 3/26 Training Academy

Fire/Safety and Sanitation independent audits conducted by the Fire and Sanitation Coordinator:

- 3/2–3/4 Delta Regional Unit Audit Prep
- 3/5 North Central Unit Audit Prep
- 3/9–3/13 Delta Regional Unit Audit Prep
- 3/16–3/19 Delta Regional Unit Reaccreditation Audit
- 3/23–3/24 EARU Audit Prep
- 3/25 Delta Regional Unit Audit Prep

VOLUNTEER SERVICES

Total Number of Volunteer Hours for March 2020:

Unit/Program	Hours
Delta Unit	3.5
East Arkansas Regional Unit	9
McPherson Unit	13
Mississippi County Work Release Center	3
Northwest Arkansas Work Release Center	10.75
Ouachita River Correctional Unit	18
Pine Bluff Complex	3
Texarkana Regional Correctional Center	7.45
Varner	14
PAWS	10
Think Legacy	64
Religious Services/Chaplaincy	2,413
Total Hours	2,568.70

MENTAL HEALTH SERVICES

Reduction of Sexual Victimization Program (RSVP) and Sex Offender Treatment Programs (SOFT):

March 2020	Capacity	Beginning Count	Completed	Removed	Admissions	End Count
RSVP	278	274	0	4	10	280
SOFT	30	13	0	0	0	13
Total	308	287	0	4	10	293

There are 752 males on the waiting list for RSVP and nine females on the waiting list for SOFT within five years of their TE date. Of those, 18 inmates are mandated by the Parole Board.

The average time on the waiting list from request is between one and two months for those stipulated.

The total on the waiting list, including those not currently within the identified timeframe, is 1,413 males – 1,153 of whom are low risk on the ARORA, and ten females – three of whom are low risk on the ARORA. There is one PREA inmate in the program at this time.

***The waiting list numbers include inmates that are ineligible due to class or housing status.**

Therapeutic Community (TC):

March 2020 Unit	Capacity	Beginning Count	Completed	Removed	Admissions	End Count
McPherson	53	53	7	7	12	51
Tucker	136	133	8	8	10	127
Wrightsville	50	51	2	1	3	51
Total	239	237	17	16	25	229

There are 602 males and 124 females on the waiting list within 18 months of their release date. Of those, 24 are mandated by the Parole Board.

The average time on the waiting list from request is 13 days.

The total on the waiting list, including those not currently within the identified timeframe, is 1,091 males and 185 females; of these, 238 are low risk on the ARORA.

MENTAL HEALTH SERVICES, continued**Substance Abuse Treatment Program (SATP):**

Unit	Capacity	Beginning Count	Completed	Removed	Admissions	End Count
Benton	20	20	3	0	3	20
Cummins	47	48	20	9	23	42
Grimes	56	50	6	2	7	49
McPherson	106	100	12	16	31	103
Maximum Security	4	4	1	0	1	4
Randall L. Williams	200	185	24	21	46	186
Wrightsville	150	151	15	14	25	147
Total	583	558	81	62	136	551

There are 1,899 males and 194 females on the waiting list within 18 months of their release date. Of those, 62 are mandated by the Parole Board.

The average time on the waiting list from request is 20 days.

The total on the waiting list, including those not currently within the identified timeframe or ineligible due to class or housing status, is 2,905 males and 272 females; of these, 737 are low risk on the ARORA.

Substance Use Intervention Program: The Substance Use Intervention Program had 12 admissions and 12 discharges for an end-of-month count of 37 for March. This program is housed at the Varner Unit and is for inmates found guilty of a disciplinary violation for drug use or drug possession.

Ouachita River Correctional Unit (ORCU) Residential Program Unit (RPU): The RPU had five admissions and five discharges in March for an end-of-month count of 121.

McPherson Unit Mental Health Residential Program Unit (RPU): There were 11 admissions and ten discharges in March for an end-of-month count of 54.

Habilitation Program: The Habilitation Program at the Ouachita River Correctional Unit provided treatment services to 45 inmates during March. There were zero admissions and one discharge resulting in an end-of-month count of 44.

Anger Management Treatment: The Anger Management Treatment Program at the Cummins Unit provided treatment services to 33 inmates during March. There were 14 admissions and two discharges for an end-of-month count of 31.

Staffing: The following Mental Health Services and Substance Abuse Treatment Program (SATP) positions were vacant in February and March 2020:

Positions	FTE's*	Feb. 2020	Mar. 2020
Psychologists	14	5	5
Social Workers	31	15	15
Advisors	64	8	13
Substance Abuse Program Leaders	35	4	7
Administrative Specialists	17	3	1

*FTE refers to authorized Full Time Equivalent positions.

ADDITIONAL MENTAL HEALTH AND MEDICAL INFORMATION**Self-Study Classes:**

Classes	# of Participants	# Completed	Waiting List
Anger Management	339	305	1,118
Thinking Errors	419	402	1,111
Substance Abuse Education	321	302	755
Communication Skills	351	317	1,120
Domestic Violence	132	122	297
Victims of Domestic Violence	23	23	52
Stress Management	338	326	1,066
Parenting	209	209	467

Suicide: There were 101 suicidal threats during March. There were ten attempts resulting in one death.

Outpatient: There were 2,193 inmates on the mental health medical log at the beginning of March. Mental Health staff conducted the following contacts during March:

Case Management Contacts	2,120
Requests for Interviews	1,389
Testing	3
Intakes	850
Unit Requests	1,426
Counseling (with Treatment Plans)	0
Pre-Lockup Reviews	513
Routine Restrictive Housing Reviews	812
Restrictive Housing Rounds	24,189
PREA Evaluations	143
Routine Follow-up	353
834 Requests	48

ADDITIONAL MENTAL HEALTH AND MEDICAL INFORMATION, *continued*

County Mental Health Requests: During March, there were 206 requests received of a mental health nature. Of those, 86 inmates were fast-tracked to ADC.

County Medical Health Requests: During March, there were 542 requests received of a medical nature. A total of 16 inmates were fast-tracked to ADC.

Medical Contract Reimbursements: Sanction reimbursements for February were \$10,000.00.

Deaths: There were six inmate deaths during the month of March. Four were claimed and two were cremated.

Wellpath: See attachment for Wellpath’s report regarding outside beds and emergency room visits.

Medical Grievances: In March, there were 242 appeals received of medical grievances and 201 appeals were answered; nine of those were found to be with merit and none with merit but resolved.

SEX OFFENDER ASSESSMENT

Assessments Completed:

Risk Level	March	September 1999 through March 2020
Level 1	0	1,204
Level 2	43	7,884
Level 3	15	7,050
Level 4	3	687
Default 3	3	*
Total	64	16,825
*Default Level 3’s are included in the total number of Level 3’s to date.		

ACIC Numbers:

The total number of sex offenders registered from September 1999 through March 2020:

Compliant	8,482
Delinquent	1,095
Confined	3,348
Out-of-State	3,682
Address Unknown	146
Deported	206
Incapacitated	94
Out of USA	10
Total	17,063

Consistent with current Arkansas law, deceased offenders no longer remain on the registry.

PAWS IN PRISON

Currently Enrolled in Training:

Hawkins Unit	8
Maximum Security Unit	9
North Central Unit	4
Ouachita River Correctional Unit	4
Randall L. Williams Unit	6
Tucker Unit	9
Total	40

Completed Paws in Prison Training:

March 2020 Program Graduates	23
YTD 2020 Program Graduates	63
Total Graduates Since Inception (December 2011)	1,515
Dogs Currently in Foster (Graduated, but Not Adopted)	2
March 2020 Volunteer Hours	10
YTD Volunteer Hours	56

CONSTRUCTION/MAINTENANCE

PROJECT UPDATES

SEE CONSTRUCTION BUDGET / STATUS REPORT IN ATTACHMENTS SECTION (PAGES 22-23).

AGENCY HIGHLIGHTS

AGENCY-WIDE:

Reentry Efforts Highlighted with Group

On March 3, ADC Reentry Coordinator Nicole Smart gave an update to the Arkansas Adult Learning Services on Reentry efforts in state prisons and for offenders in the community. She outlined the Think Legacy program and how it works to prepare inmates for their return home.



Jail Resource Day Attendees Addressed by Mental Health Administrator

ADC’s Mental Health Administrator Bob Parker spoke at Jail Resource Day 2020 on March 6. He shared information from reports indicating that jails and prisons have become the nation’s mental health institutions and hold ten times more people with mental illness than hospitals.



Annual Horse Auction Held

The 9th Annual ADC Horse Auction was held on Saturday, March 14 at the Saline County Fairgrounds in Benton. The crowds were smaller than past years due to COVID-19, but all 27 horses were sold at an average price of \$1576.00.



COVID-19

Beginning in March, COVID-19 became the big story for the Division of Correction. Several actions were taken to assist in slowing the spread of the virus and protecting inmates and staff, including:

- On 3/18, it was announced that telephone and video visitation rates would be lowered at all ADC units as of 3/20.
- A proactive measure was put into place on 3/18 that called for all new intakes into ADC facilities to be housed together for a period of 14 days before being transferred to their permanent assignment.
- On 3/23, the co-pay charged to inmates for medical care they initiate was suspended. This measure was put into place to ensure that inmates exhibiting symptoms of the virus do not hesitate about initiating a sick call.
- In an effort to keep the offender population in our facilities healthy by limiting the number of people coming inside, badged volunteers were restricted from entering beginning 3/25.
- A webpage was also created at: <https://adc.arkansas.gov/coronavirus-covid-19-updates>.

HAVE YOU HEARD? While Visitation is Suspended, the Rates for Telephone Calls & Video Visitation will be Lower!

AT ADC UNITS:	
PHONE CALLS 15 Cents per Minute with NO Connection Fee	VIDEO VISITATION \$2.00 per 20 Minute Block
AT ACC CENTERS:	
PHONE CALLS 15 Cents per Minute with NO Connection Fee	VIDEO VISITATION 15 Cents per Minute*

*These Rates will Take Effect on Friday, March 20, 2020...Until Further Notice.
*Each ACC resident will receive a \$1 credit per week to be used for a FINE. *Minimum call each week.

BCOT Graduation Livestreamed

Graduation day for BCOT 2020-C on March 27 had to be handled differently because of COVID-19. As a measure to prevent the spread of the virus, family members and friends of the new officers weren't allowed to be present. As a solution, the graduation ceremony was livestreamed online in real time courtesy of the Arkansas Citizens Access Network (ARCAN) at Arkansas PBS for the first time ever.



DELTA REGIONAL UNIT:

ACA Audit Yields Perfect Scores

Auditors from the American Correctional Association conducted an audit of the Delta Unit on March 16-19. At the close out, they announced that the unit had earned perfect scores – 100% on the mandatory standards/best practices and 100% on the non-mandatory/best practices. We congratulate all Delta Unit staff.



EAST ARKANSAS REGIONAL UNIT:

Welding Students Learning Valuable Skills

The inmates in the welding class have been learning many skills such as how to stick weld and mig weld. They've also been receiving training in using a plasma cutter, a grinder, and a cutting wheel. The class, which usually averages 15 students, is popular with the inmates because skilled welders are in high demand in the state. Successful completion of the class yields a Welding 1 certificate, which hopefully helps open the door to job opportunities following their release.



HAWKINS UNIT:

Think Legacy Graduation Held

Six women graduated from the Think Legacy Reentry Program at the unit on March 18. The graduates celebrated the achievement, which is significant in their efforts of rebuilding their lives.



OUACHITA RIVER CORRECTIONAL UNIT:

Culclager Promoted to Deputy Warden

On March 4, an announcement was made of Maurice Culclager's promotion to Deputy Warden of the Ouachita River Correctional Unit. Culclager began his correctional career in January 1987 at the Maximum Security Unit and most recently served as Chief of Security at the Grimes Unit.



TUCKER UNIT:

Warden Page Addresses Traumatic Brain Injury on the National Stage


Warden Joe Page took part in a panel discussion on traumatic brain injury in Washington, DC on March 3. He took part due to having suffered one himself – the result of an inmate attack a few years ago. He was asked many questions pertaining to identifying traumatic brain injuries in both inmates and staff, of which he was able to shed light as a result of his own recovery.



VARNER UNIT:

Vision Boards Created by Think Legacy Participants

During the month of March, Think Legacy participants took part in one of the program's most popular exercises: making vision boards. Making the boards utilizes cognitive thinking skills (learned in the program) to illustrate what they most value and how they envision their lives will be following their release from prison.



2020 INFORMAL GRIEVANCE REPORT

Month	BENTON	HAWK/M	HAWK/F	WRTS	EARU & MX	GRIMES	RLW	MCWR	MCPH	MSU	NCU	PBU	NWA	TU	TRCC	VSMX	VU	CU	ORCU	Ester	DRU	Bowie Cty	TOTAL
JAN	0	34	27	84	449	213	19	0	342	199	150	41	0	123	2	486	89	220	296	39	84	33	2,930
FEB	2	34	27	52	209	164	19	0	288	245	107	35	0	138	2	464	95	178	232	25	63	43	2,422
MAR	1	29	19	64	n/a	150	12	0	301	264	148	35	0	101	2	486	65	238	260	31	104	29	2,339
APR	0	0	0	0	0	0	0	0	0	0	0	0	0	0	0	0	0	0	0	0	0	0	0
MAY	0	0	0	0	0	0	0	0	0	0	0	0	0	0	0	0	0	0	0	0	0	0	0
JUN	0	0	0	0	0	0	0	0	0	0	0	0	0	0	0	0	0	0	0	0	0	0	0
JUL	0	0	0	0	0	0	0	0	0	0	0	0	0	0	0	0	0	0	0	0	0	0	0
AUG	0	0	0	0	0	0	0	0	0	0	0	0	0	0	0	0	0	0	0	0	0	0	0
SEPT	0	0	0	0	0	0	0	0	0	0	0	0	0	0	0	0	0	0	0	0	0	0	0
OCT	0	0	0	0	0	0	0	0	0	0	0	0	0	0	0	0	0	0	0	0	0	0	0
NOV	0	0	0	0	0	0	0	0	0	0	0	0	0	0	0	0	0	0	0	0	0	0	0
DEC	0	0	0	0	0	0	0	0	0	0	0	0	0	0	0	0	0	0	0	0	0	0	0
TOTAL	3	97	73	200	658	527	50	0	931	708	405	111	0	362	6	1,436	249	636	788	95	251	105	7,691

2020 FORMAL GRIEVANCE REPORT

Month	BENTON	HAWK/M	HAWK/F	WRTS	EARU & MX	GRIMES	RLW	MCWR	MCPH	MSU	NCU	PBU	NWA	TU	TRCC	VSMX	VU	CU	ORCU	Ester	DRU	Bowie Cty	TOTAL
JAN	0	13	10	35	404	105	5	0	130	174	90	11	0	92	4	260	65	125	153	15	43	7	1,741
FEB	0	13	10	31	365	59	15	1	120	130	61	22	0	75	0	242	66	104	126	17	32	16	1,505
MAR	1	27	8	30	n/a	63	12	1	122	221	93	5	0	99	0	273	65	129	153	16	50	5	1,373
APR	0	0	0	0	0	0	0	0	0	0	0	0	0	0	0	0	0	0	0	0	0	0	0
MAY	0	0	0	0	0	0	0	0	0	0	0	0	0	0	0	0	0	0	0	0	0	0	0
JUN	0	0	0	0	0	0	0	0	0	0	0	0	0	0	0	0	0	0	0	0	0	0	0
JUL	0	0	0	0	0	0	0	0	0	0	0	0	0	0	0	0	0	0	0	0	0	0	0
AUG	0	0	0	0	0	0	0	0	0	0	0	0	0	0	0	0	0	0	0	0	0	0	0
SEPT	0	0	0	0	0	0	0	0	0	0	0	0	0	0	0	0	0	0	0	0	0	0	0
OCT	0	0	0	0	0	0	0	0	0	0	0	0	0	0	0	0	0	0	0	0	0	0	0
NOV	0	0	0	0	0	0	0	0	0	0	0	0	0	0	0	0	0	0	0	0	0	0	0
DEC	0	0	0	0	0	0	0	0	0	0	0	0	0	0	0	0	0	0	0	0	0	0	0
TOTAL	1	53	28	96	769	227	32	2	372	525	244	38	0	266	4	775	196	358	432	48	125	28	4,619

NOTE: EARU and EARM not included because of staff being out due to COVID-19.

INMATE INSTITUTIONAL GRIEVANCE APPEAL REPORT – MARCH 2020

	Acknowledged	Rejected	Processed W/O Merit	Processed W/ Merit
Benton Unit	0	0	0	0
Benton Work Release	0	0	0	0
Bowie County Texas Correctional Facility	1	0	3	0
Cummins Unit	27	6	12	0
Cummins Modular Unit	2	0	0	0
Delta Regional Unit	8	2	5	0
East Arkansas Regional Unit	39	5	25	0
East Arkansas Regional Max Unit	81	16	72	0
Ester Unit	2	0	2	0
Grimes Unit	14	4	13	0
Maximum Security Unit	45	6	65	0
Tucker Re-Entry	0	0	0	0
McPherson Unit	27	6	24	1
McPherson Mental Health Residential Program Unit	2	3	2	0
Mississippi County Work Release Center	0	0	0	0
Northwest Arkansas Work Release Center	0	0	0	0
North Central Unit	24	5	14	0
Ouachita River Correctional Unit	23	10	18	0
ORCU Hospital	1	0	0	0
ORCU New Commitment	7	1	11	0
ORCU Mental Health Residential Program Unit	6	2	0	0
Pine Bluff Unit	8	4	2	0
Pine Bluff Re-Entry	0	0	0	0
Randall L. Williams Correctional Facility	0	1	4	0
Texarkana Regional Correctional Center	1	0	1	0
Tucker Unit	19	3	9	0
Varner Super Max	149	15	92	2
Varner Unit	13	5	6	0
Wrightsville Unit	3	3	5	0
Hawkins Center	2	1	1	0
Hawkins for Males	3	1	0	0
Hawkins SPU	0	0	0	0
Total	507	99	386	3

ADMISSIONS AND RELEASES – MARCH 2020

<u>Admissions</u>	<u>Male</u>	<u>Female</u>	<u>Total</u>
Asian	5	0	5
Black	253	15	268
Hispanic	19	2	21
Native American Indian	3	3	6
Native Hawaiian or Pacific Isl.	0	0	0
White	485	132	617
Other	3	0	3
Unknown	0	0	0
Total	768	152	920

<u>Releases</u>	<u>Male</u>	<u>Female</u>	<u>Total</u>
Asian	1	1	2
Black	250	25	275
Hispanic	22	2	24
Native American Indian	2	0	2
Native Hawaiian or Pacific Isl.	0	0	0
White	446	109	555
Other	2	0	2
Umknown	0	0	0
Total	723	137	860

ADC INMATE POPULATION GROWTH 2000-2026 - MARCH 2020

Updated 3/31/2020

Mo.	2000	2001	2002	2003	2004	2005	2006	2007	2008	2009	2010	2011	2012	2013	2014	2015	2016	2017	2018	2019	2020
Jan.	11,984	11,908	12,402	13,015	13,105	13,595	13,481	13,839	14,518	14,796	15,334	16,312	15,134	14,815	17,481	18,142	17,785	17,824	18,201	17,958	17,989
Feb.	12,169	12,022	12,529	13,054	13,166	13,783	13,633	14,012	14,603	14,883	15,374	16,209	14,990	15,008	17,438	18,082	17,625	17,608	17,998	17,846	18,181
March	12,006	12,033	12,299	13,108	13,088	13,418	13,534	13,772	14,580	14,843	15,290	16,095	14,964	14,665	17,395	18,233	17,573	17,666	18,089	17,898	17,860
April	12,069	12,167	12,465	13,213	13,323	13,469	13,554	13,851	14,769	14,937	15,570	16,172	15,124	14,850	17,604	18,703	17,815	17,798	18,227	17,977	
May	12,109	12,384	12,558	13,463	13,556	13,528	13,711	14,146	14,880	15,146	15,694	16,062	15,132	15,074	17,593	18,693	17,769	17,652	17,945	17,817	
June	12,005	12,108	12,439	13,418	13,389	13,251	13,430	13,915	14,700	15,025	15,564	15,554	14,832	14,825	17,340	18,813	17,973	17,963	17,972	17,942	
July	12,030	12,190	12,622	13,509	13,528	13,286	13,560	14,082	14,868	15,195	15,807	15,519	14,879	15,379	17,522	18,870	18,130	18,180	18,005	18,002	
August	12,087	12,371	12,815	13,565	13,632	13,419	13,646	14,224	15,100	15,385	15,829	15,240	14,675	16,103	17,549	18,806	17,919	18,051	17,751	18,090	
September	11,983	12,289	12,774	13,341	13,516	13,237	13,652	14,217	14,850	15,285	16,025	15,172	14,724	16,412	17,605	18,549	18,026	18,179	17,865	17,856	
October	12,119	12,348	12,942	13,341	13,584	13,363	13,775	14,349	14,836	15,381	16,311	15,271	14,856	16,993	17,880	18,430	18,127	18,348	17,943	17,947	
November	12,094	12,408	13,162	13,408	13,706	13,587	13,913	14,437	15,025	15,340	16,460	15,205	14,625	17,168	17,848	17,981	17,573	17,973	17,666	18,060	
December	11,856	12,333	12,845	13,106	13,470	13,338	13,728	14,315	14,716	15,199	16,204	15,062	14,654	17,235	17,874	17,707	17,537	18,078	17,799	17,759	
Net Ann. Inc.	29	477	512	261	364	-132	390	587	401	483	1,005	-1,142	-408	2,581	639	-167	-170	541	-279	-40	101
Avg. Mo. Inc.	2	40	43	22	30	-11	33	49	33	40	84	-95	-34	215	53	-14	-14	45	-23	-3	34

Population is total jurisdictional count at end of each month. Population at end of month December 1999 was 11,827.

Average monthly population increase for past fifteen years 2005 - 2019 is 24

Average monthly population increase for past ten years Jan. 2010 - Dec 2019 is 21

Average monthly population increase for past five years 2015 - 2019 is -2

Projected at Growth of 24 per Month

Mo.	2008	2009	2010	2011	2012	2013	2014	2015	2016	2017	2018	2019	2020	2021	2022	2023	2024	2025	2026
	Actual	Actual	Actual	Actual	Actual	Actual	Actual	Actual	Actual	Actual	Actual	Actual	Actual Proj.	Proj.	Proj.	Proj.	Proj.	Proj.	Proj.
January	14,518	14,796	15,334	16,312	15,134	14,815	17,481	18,142	17,785	17,824	18,201	17,958	17,989	18,100	18,388	18,676	18,964	19,252	19,540
February	14,603	14,883	15,374	16,209	14,990	15,008	17,438	18,082	17,625	17,608	17,998	17,846	18,181	18,124	18,412	18,700	18,988	19,276	19,564
March	14,580	14,843	15,290	16,095	14,964	14,665	17,395	18,233	17,573	17,666	18,089	17,898	17,860	18,148	18,436	18,724	19,012	19,300	19,588
April	14,769	14,937	15,570	16,172	15,124	14,850	17,604	18,703	17,815	17,798	18,227	17,977	17,884	18,172	18,460	18,748	19,036	19,324	19,612
May	14,880	15,146	15,694	16,062	15,132	15,074	17,593	18,693	17,769	17,652	17,945	17,817	17,908	18,196	18,484	18,772	19,060	19,348	19,636
June	14,700	15,025	15,564	15,554	14,832	14,825	17,340	18,813	17,973	17,963	17,972	17,942	17,932	18,220	18,508	18,796	19,084	19,372	19,660
July	14,868	15,195	15,807	15,519	14,879	15,379	17,522	18,870	18,130	18,180	18,005	18,002	17,956	18,244	18,532	18,820	19,108	19,396	19,684
August	15,100	15,385	15,829	15,240	14,675	16,103	17,549	18,806	17,919	18,051	17,751	18,090	17,980	18,268	18,556	18,844	19,132	19,420	19,708
September	14,850	15,285	16,025	15,172	14,724	16,412	17,605	18,549	18,026	18,179	17,865	17,856	18,004	18,292	18,580	18,868	19,156	19,444	19,732
October	14,836	15,381	16,311	15,271	14,856	16,993	17,880	18,430	18,127	18,348	17,943	17,947	18,028	18,316	18,604	18,892	19,180	19,468	19,756
November	15,025	15,340	16,460	15,205	14,625	17,168	17,848	17,981	17,573	17,973	17,666	18,060	18,052	18,340	18,628	18,916	19,204	19,492	19,780
December	14,716	15,199	16,204	15,062	14,654	17,235	17,874	17,707	17,537	18,078	17,799	17,759	18,076	18,364	18,652	18,940	19,228	19,516	19,804
Net Ann. Inc.	401	483	1,005	-1,142	-408	2,581	639	-167	-170	541	-279	-40	317	288	288	288	288	288	288
Ave. Mo. Inc.	33	40	84	-95	-34	215	53	-14	-14	45	-23	-3	26	24	24	24	24	24	24

MONTHLY POPULATION AVERAGES - MARCH 2020

Unit/Center	3/2	3/3	3/4	3/5	3/6	3/9	3/10	3/11	3/12	3/13	3/16	3/17	3/18	3/19	3/20	3/23	3/24	3/25	3/26	3/27	3/30	3/31	AVG
Benton	338	312	316	322	324	324	326	322	323	323	325	322	322	322	321	319	321	326	325	325	325	326	323
Cummins	1,953	1,947	1,944	1,940	1,937	1,927	1,942	1,946	1,946	1,943	1,942	1,955	1,959	1,959	1,918	1,902	1,949	1,993	1,991	1,992	1,991	1,990	1,953
Delta	620	614	625	616	615	617	619	619	616	616	614	619	614	611	617	616	617	616	618	612	617	613	616
East AR Reg	1,555	1,550	1,540	1,536	1,548	1,543	1,546	1,550	1,548	1,543	1,542	1,541	1,538	1,537	1,569	1,565	1,584	1,581	1,580	1,575	1,571	1,572	1,555
Ester	582	576	579	587	583	582	584	590	590	589	588	587	587	585	584	580	581	587	585	586	588	588	585
Grimes	1,075	1,072	1,079	1,082	1,073	1,079	1,075	1,082	1,079	1,073	1,081	1,080	1,080	1,080	1,073	1,091	1,091	1,089	1,088	1,088	1,088	1,087	1,081
Max Sec	573	573	572	571	571	570	571	571	571	571	570	570	570	570	570	570	575	574	574	575	574	574	572
McPherson	999	988	983	995	996	989	997	999	995	991	993	992	982	980	981	981	983	978	990	996	1,003	1,007	991
MCWRC	134	131	128	128	134	134	134	134	133	135	134	134	133	133	131	130	130	130	130	130	130	130	132
N Central	814	801	795	790	803	816	832	829	829	822	833	832	834	831	831	844	844	842	835	835	835	835	826
NWAWRC	99	98	98	99	100	100	100	100	100	100	100	100	100	100	100	100	100	100	100	100	99	100	100
Ouachita River	1,851	1,828	1,831	1,829	1,812	1,815	1,818	1,830	1,817	1,812	1,806	1,815	1,818	1,807	1,868	1,856	1,841	1,835	1,829	1,828	1,817	1,798	1,826
Randall L Williams	550	543	555	551	546	551	546	549	552	548	548	546	550	549	556	554	551	555	553	541	544	544	549
Pine Bluff	531	519	523	523	525	528	528	528	521	521	524	522	520	526	519	530	534	531	528	531	531	529	526
PB Reentry	54	54	54	51	51	51	51	50	54	54	54	54	54	54	54	54	54	54	54	54	53	53	53
TRCC	124	124	124	128	122	122	122	122	122	121	121	120	120	120	124	122	122	122	122	122	122	122	122
Tucker	983	983	972	975	970	978	974	970	969	966	966	963	993	1,006	1,011	1,010	1,006	1,004	1,005	996	990	1,002	986
Tucker Re-Entry	119	120	120	120	117	116	113	110	114	113	113	113	115	115	115	118	117	117	117	117	115	114	116
Varner	1,641	1,630	1,625	1,634	1,631	1,629	1,627	1,636	1,635	1,638	1,634	1,635	1,635	1,630	1,614	1,600	1,586	1,581	1,581	1,625	1,625	1,625	1,623
Wrightsville	848	843	845	834	834	845	855	853	845	851	846	859	854	850	856	858	856	858	859	849	850	850	850
WR Hawkins-Females	251	240	243	243	240	254	254	245	243	250	250	249	258	254	250	249	249	254	254	254	254	254	250
WR Hawkins-Males	197	196	195	195	195	195	196	196	195	198	199	199	199	199	198	198	199	199	197	197	197	197	197
Total ADC	15,891	15,742	15,746	15,749	15,727	15,765	15,810	15,831	15,797	15,778	15,783	15,807	15,835	15,818	15,860	15,847	15,890	15,926	15,915	15,928	15,919	15,910	15,385
Bowie CO., TX	334	334	326	332	332	332	332	330	330	330	330	330	330	330	330	330	330	329	329	329	329	324	330
ALETA	18	18	18	18	18	18	18	18	18	18	18	18	18	18	18	18	18	18	18	18	16	16	18
Ar State Police	64	64	65	65	65	65	65	65	64	64	63	63	63	63	63	63	63	62	63	63	63	63	64
Co Jail / M	1,359	1,349	1,300	1,276	1,306	1,251	1,206	1,207	1,210	1,217	1,210	1,193	1,154	1,186	1,109	1,136	1,091	1,060	1,069	1,057	1,059	1,067	1,185
Co Jail / F	172	169	160	154	151	147	147	150	140	139	145	147	146	151	153	159	155	162	148	145	136	136	151
Total Co Jail BK	1,531	1,518	1,460	1,430	1,457	1,398	1,353	1,357	1,350	1,356	1,355	1,340	1,300	1,337	1,262	1,295	1,246	1,222	1,217	1,202	1,195	1,203	1,336
309/M	247	248	248	248	248	248	248	243	243	243	243	242	244	243	242	241	240	241	241	241	242	242	244
309/F	79	79	79	79	79	79	79	75	74	79	79	77	79	79	79	79	79	79	79	79	79	79	79
Total Act 309	326	327	327	327	327	327	327	318	317	322	322	319	323	322	321	320	319	320	320	320	321	321	323
Total Non ADC	2,273	2,261	2,196	2,172	2,199	2,140	2,095	2,088	2,079	2,090	2,088	2,070	2,034	2,070	1,994	2,026	1,976	1,951	1,947	1,932	1,924	1,927	2,071
Total	18,164	18,003	17,942	17,921	17,926	17,905	17,905	17,919	17,876	17,868	17,871	17,877	17,869	17,888	17,854	17,873	17,866	17,877	17,862	17,860	17,843	17,837	17,456

RESTRICTIVE HOUSING QUARTERLY REPORT JANUARY 1, 2020 TO MARCH 31, 2020

<u>Restrictive Housing Disciplinary Counts</u>	
12-3 : Failure To Obey Order Of Staff	642
04-8 : Battery - Use of Force on an Inmate	371
11-1 : Insolence To A Staff Member	292
05-3 : Assault - Verbal or Written Threat	285
12-4 : Refusing A Direct Verbal Order	283
03-5 : Out Of Place Of Assignment	214
02-17 : Creating Unnecessary Noise	147
02-16 : Refusal To Submit To Testing	132
07-1 : Unauthorized Use Of State Prop	111
02-12 : Keep Person/Quarters W Regulat	107
09-15 : Possession/Introduction of Cell Phone	106
05-5 : Provoking Or Agitating A Fight	103
09-3 : Possession/Introduce Drugs	100
09-1 : Possession/Intro Of Fireworks	93
10-3 : Indecent Exposure	84
01-1 : Banding Together/Demonstration	77
02-2 : Use Of Drugs, Alcohol, Chemical	73
09-5 : Possession/Introduction Of Clothing	73
13-2 : Lying To A Staff Member	71
04-4 : Battery - Use of Force on Staff	61

<u>Disciplinary Categories</u>	
Violence to Self	11
Violence to Others	490
Possession of Drug-Related Contraband	173
Masturbation/Indecent Exposure	94
Sex with Another Person	26
Other Violations	3,153

Inmates Placed in RH	1,784
----------------------	-------

Population Demographics

<u>RACE</u>	<u>GENDER</u>		Total
	M	F	
Asian	2	0	2
Black	1,914	68	1,982
Caucasian	1,356	66	1,422
Hispanic	71	7	78
NA Indian	5	1	6
Native Hawaiian	1	0	1
Other	2	0	2
Total	3,351	142	3,493

Protective Custody	9
Age 21 or Younger	111
Age 55 or Older	182
SMI	49

<u>Suicides/Deaths in Restrictive Housing</u>	
Suicides	4
Suicide Attempts	6
Deaths	1

FISCAL YEAR 2020 COUNTY JAIL BACKUP - MARCH 2020

DAY	Jul-19	Aug-19	Sep-19	Oct-19	Nov-19	Dec-19	Jan-20	Feb-20	Mar-20
1	1,502	1,507 *	1,639	1,434	1,521 *	1,584	1,278 *	1,319 *	1,527
2	1,500	1,518	1,620	1,417 *	1,521	1,584	1,278 *	1,319	1,531
3	1,506 *	1,518	1,620	1,443 *	1,521	1,508	1,279	1,331	1,518
4	1,495 *	1,518	1,586	1,467	1,502	1,432 *	1,279	1,316	1,460
5	1,495	1,536	1,558 *	1,467	1,505	1,412 *	1,279	1,334	1,430
6	* 1,495	1,506	1,531 *	1,467	1,513	1,397	1,281	1,354	1,457
7	* 1,495	1,511 *	1,531	1,443	1,538 *	1,397	1,271	1,402 *	1,457
8	1,507	1,492 *	1,531	1,443	1,547 *	1,397	1,274 *	1,402 *	1,457
9	1,510	1,491	1,505	1,444 *	1,547	1,345	1,300 *	1,402	1,398
10	1,520 *	1,491	1,504	1,441 *	1,547	1,332	1,300	1,384	1,353
11	1,544 *	1,491	1,487	1,446	1,545	1,296 *	1,300	1,393	1,357
12	1,550	1,503	1,446 *	1,446	1,545	1,280 *	1,300	1,396	1,350
13	* 1,550	1,523	1,429 *	1,446	1,528	1,293	1,259	1,400	1,356
14	* 1,550	1,538 *	1,429	1,444	1,517 *	1,293	1,263	1,430 *	1,356
15	1,527	1,562 *	1,429	1,454	1,556 *	1,293	1,253 *	1,430 *	1,356
16	1,523	1,584	1,437	1,430 *	1,556	1,286	1,197 *	1,430	1,355
17	1,507 *	1,584	1,439	1,433 *	1,556	1,261	1,194	1,434	1,340
18	1,491 *	1,584	1,435	1,453	1,498	1,229 *	1,194	1,434	1,300
19	1,518	1,596	1,452 *	1,453	1,475	1,236 *	1,194	1,441	1,337
20	* 1,518	1,609	1,443 *	1,453	1,509	1,249	1,181	1,436	1,262
21	* 1,518	1,609 *	1,443	1,432	1,525 *	1,249	1,181	1,434 *	1,262
22	1,503	1,625 *	1,443	1,442	1,513 *	1,249	1,165 *	1,434 *	1,262
23	1,511	1,660	1,443	1,452 *	1,513	1,273	1,180 *	1,434	1,295
24	1,488 *	1,660	1,429	1,464 *	1,513	1,239	1,188	1,454	1,246
25	1,497 *	1,660	1,416	1,489	1,556	1,239 *	1,188	1,481	1,222
26	1,526	1,622	1,396 *	1,489	1,571	1,239 *	1,188	1,487	1,436
27	* 1,526	1,614	1,428 *	1,489	1,581	1,241	1,210	1,518	1,202
28	* 1,526	1,636 *	1,428	1,493	1,584 *	1,241	1,225	1,527 *	1,202
29	1,515	1,651 *	1,428	1,464	1,584 *	1,241	1,270 *	1,527 *	1,202
30	1,522	1,639	1,423	1,472 *	1,584	1,246	1,286		1,195
31	1,514 *	1,639		1,500		1,263	1,319		1,203
Avg Daily Backup	1,514	1,570	1,478	1,455	1,536	1,317	1,244	1,417	1,345

Notes: Totals do not include 309 Contracts in County Jails (maximum of 336)

County Jail Back-up Average for March 2020 – 1,345

County Jail Back-up Fiscal Year Average as of March 2020 – 1,431

Short Term Revocation Program Average for March 2020 – 803

Short Term Revocation Program Fiscal Year Average as of March 2020 – 701

STTG UNIT COUNTS – MARCH 2020

Unit	Beginning Total	Confirmed	Suspected	In	Out	Paroled	Removed	Ending Total	Total Unit Population	Unit % of STTG's
Benton	70	0	0	11	3	10	0	68	232	29.31%
Cummins	697	0	0	77	27	17	0	730	1,991	36.66%
Delta	200	8	4	19	14	8	0	209	625	33.44%
EARU	603	1	0	34	20	14	0	604	1,567	38.54%
Grimes	370	3	1	26	19	8	0	373	1,086	34.35%
Hawkins	58	0	0	0	2	1	0	55	451	12.20%
Max	292	0	0	11	5	3	1	292	688	42.44%
Mcperson	42	0	1	0	0	1	0	42	1,004	4.18%
MCWR	38	0	0	4	1	4	0	37	129	28.68%
NCU	243	0	0	32	43	0	0	232	827	28.05%
NWAWR	15	0	0	5	0	0	0	20	100	20.00%
ORCU	312	0	0	58	25	18	0	327	1,595	20.50%
ORCU Intake	82	231	0	0	252	0	0	61	224	27.23%
PB/Ester	93	0	0	22	7	4	0	104	1,166	8.92%
RLW	207	0	0	57	40	16	0	211	545	38.72%
TWR	33	0	0	0	1	1	0	31	122	25.41%
Tucker	345	0	0	51	30	23	0	343	994	34.51%
Varner	667	0	0	58	52	8	0	665	1,623	40.97%
Wrightsville	286	0	0	40	24	19	1	282	853	33.06%
Total	4,653	243	6	505	565	155	2	4,686	15,822	29.62%

ORCU Intake brought in 231 new STTG members into ADC last month.

STTG DISCIPLINARY REPORT – MARCH 2020

Unit	STTG Incidents	STTG Suspected Incidents	Total Unit Disciplinary	Disciplinary Involving STTG	Percentage
Benton	0	0	17	3	17.65%
Cummins	0	3	318	187	58.81%
Delta	0	0	90	34	37.78%
EARU	0	0	177	96	54.24%
Grimes	0	0	147	65	44.22%
Hawkins	0	0	1	0	0.00%
Max	2	2	103	51	49.51%
Mcperson	0	0	214	23	10.75%
MCWR	0	0	1	0	0.00%
NCU	2	0	94	44	46.81%
NWAWR	0	0	15	3	20.00%
ORCU	0	0	143	51	35.66%
ORCU Intake	0	0	3	0	0.00%
PB/Ester	0	0	11	4	36.36%
RLW	0	0	44	18	40.91%
TWR	0	0	1	0	0.00%
Tucker	0	0	103	45	43.69%
Varner	0	0	347	197	56.77%
Wrightsville	0	0	107	54	50.47%
Total	4	5	1,936	875	45.20%

STTG COUNTS BY STTG SET – MARCH 2020

STTG Set	Benton	Cummins	Delta	EARU	Grimes	Hawkins	Max	Mcperson	MCWR	NCU	NWAWR	ORCU	Intake	PB	RLW	TWR	Tucker	Varner	Wrightsville	Total
Asian	0	1	0	0	0	0	0	0	0	1	0	0	3	2	2	0	0	0	0	9
Bloods	10	165	43	105	69	6	66	6	6	35	4	81	8	20	44	0	59	148	43	918
Crips	7	100	22	73	37	4	35	5	2	18	3	44	6	13	24	2	27	96	28	546
Folk	3	57	0	121	0	6	36	8	1	14	5	2	0	6	12	0	24	73	16	384
GD	21	154	44	91	119	8	59	0	13	41	0	53	15	21	48	13	99	136	73	1,008
Mexican	1	21	11	15	10	1	6	2	1	9	1	12	3	5	6	1	5	17	10	137
Motorcycle	0	1	2	1	3	1	4	1	2	1	0	1	0	1	1	0	3	0	1	23
Other	0	26	8	8	13	1	2	0	1	11	0	17	2	4	5	5	13	17	10	143
People	2	29	8	18	14	1	18	3	0	10	0	22	3	7	11	0	12	23	13	194
Unknown	0	16	8	13	8	1	3	0	0	5	0	8	4	0	6	3	6	4	9	94
W/S	14	51	43	48	41	9	12	17	7	51	7	26	4	13	27	2	37	40	33	482
AB	1	10	0	7	6	2	0	0	1	3	0	4	1	1	3	2	4	10	5	60
AC	1	8	1	12	14	5	9	0	0	7	0	8	1	4	2	2	6	18	11	109
NAE	3	42	9	40	15	5	13	0	2	7	0	27	3	2	9	1	15	36	15	244
WAR	5	49	10	52	24	5	29	0	1	19	0	22	8	5	11	0	33	47	15	335
Total	68	730	209	604	373	55	292	42	37	232	20	327	61	104	211	31	343	665	282	4,686

Key:

GD = Gangster Disciples

W/S = White Supremacist

NAE = New Aryan Empire

WAR = White Aryan Resistance

AC = Aryan Circle

AB = Aryan Brotherhood

INTERNAL AFFAIRS BOARD REPORT - MARCH 2020

Opened Investigation, Reviews/ASP March 2020	Open Investigation	Open Review	ASP Referral
Arson	0	0	0
Assault on Inmate	0	0	0
Assault on Staff	0	0	1
Attempted Escape from Unit	0	0	0
Banding Together to Interfere with Unit	0	0	0
Battery on Inmate	0	0	1
Battery on Inmate without Serious Injury	0	0	0
Battery on Inmate with Serious Injury	0	0	0
Battery on Inmate with Use of Unknown Substance	0	0	0
Battery on Other Person with Serious Injury	0	0	0
Battery on Staff without Serious Injury	0	0	0
Battery on Staff with Serious Injury	0	0	1
Battery on Staff with Bodily Fluids	0	0	7
Battery on Staff with Use of Unknown Substance	0	0	0
Death	0	0	7
Disobey Direct Order	0	0	0
Employee Misconduct	7	2	0
Excessive Force	0	0	0
Escape from Unit	0	0	0
Escape from Work Release	0	0	0
Forcible Rape	0	0	1
Inappropriate Relationship	0	0	0
Indecent Exposure	0	0	0
Inmate on Inmate Abusive Sexual Contact	0	0	0
Inmate on Inmate Sexual Assault	0	0	0
Inmate on Inmate Sexual Contact	0	7	0
Inmate on Inmate Sexual Harassment	1	42	0
Inmate on Inmate Sexual Misconduct	2	33	0
Inmate on Inmate Nonconsensual Sexual Contact	0	0	0
Introduction of Cell Phone	0	0	4
Introduction of Contraband	6	0	5
Introduction of Drugs	0	0	2
Introduction of Tobacco	0	0	0
Major Breach of Security	0	0	0
Missing Narcotics	0	0	0
Other Incident	3	0	0
Other Rule Violation	0	0	0
Possession of Cell Phone	0	0	8
Possession of Drugs	0	0	2
Possession of a Weapon	0	0	0
Retaliation	0	0	0
Sexual Assault	0	0	0
Sexual Misconduct	0	0	0
Staff on Inmate Sexual Harassment	0	46	0
Staff on Inmate Sexual Misconduct	4	15	0
Staff on Staff Sexual Harassment	0	1	0
Staff on Staff Sexual Misconduct	0	0	0
Suicide Attempt	0	0	0
Suspected Criminal Activity	3	0	0
Trafficking	1	1	0
Use of Force	0	70	0
Verbal/Written Threat on Staff	0	0	0
Work Release Misconduct	0	0	0
Total	27	217	39

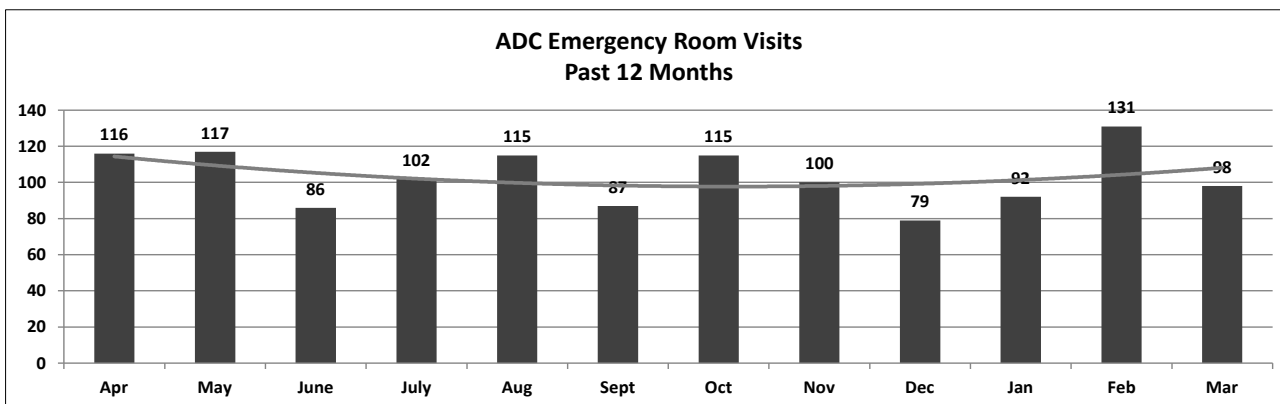
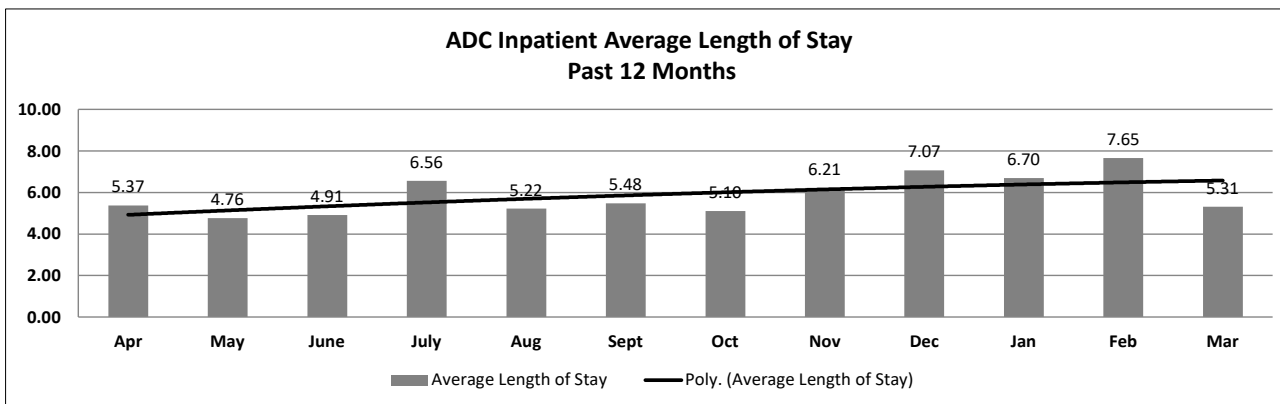
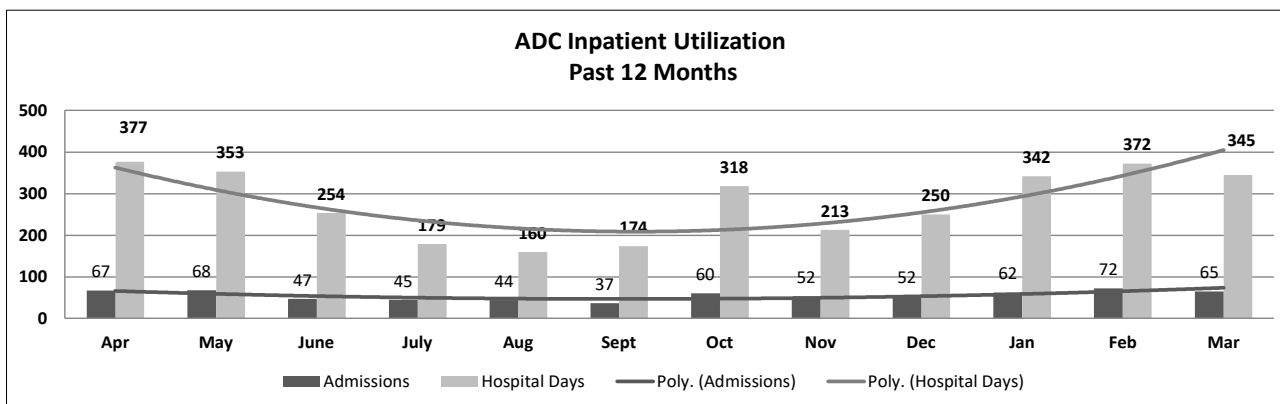
ADC INPATIENT AND EMERGENCY ROOM UTILIZATION

ADC Inpatient Statistics Past 12 Months

	2019						2020						Average
	Apr	May	June	July	Aug	Sept	Oct	Nov	Dec	Jan	Feb	Mar	
Admissions	67	68	47	45	44	37	60	52	52	62	72	65	55.9
Hospital Days	377	353	254	179	160	174	318	213	250	342	372	345	278.1
Average Length of Stay	5.37	4.76	4.91	6.56	5.22	5.48	5.10	6.21	7.07	6.70	7.65	5.31	4.97

ADC ER Visits Past 12 Months

	2019						2020						Average
	Apr	May	June	July	Aug	Sept	Oct	Nov	Dec	Jan	Feb	Mar	
Emergency Room Visits	116	117	86	102	115	87	115	100	79	92	131	98	103.2



MEDICAL GRIEVANCE BOARD REPORT – MARCH 2020

Unit	Acknowledged/ Received	Rejected	Reviewed & Signed by Dep Director	With Merit	With Merit, but Resolved	% With Merit	Without Merit
Benton	0	0	0	0	0	0%	0
Bowie County	0	0	0	0	0	0%	0
CMU	0	0	1	1	0	100%	0
Cummins	7	1	21	0	0	0%	21
Delta	7	0	2	1	0	50%	1
EARU	42	4	17	1	0	6%	16
EARU Max	55	14	57	3	0	5%	54
Ester	4	0	6	0	0	0%	6
Grimes	1	0	5	0	0	0%	5
Hawkins	0	0	0	0	0	0%	0
McPherson	15	0	9	0	0	0%	9
MCWRC	0	0	0	0	0	0%	0
MSU	6	1	9	2	0	22%	7
North Central	9	1	14	0	0	0%	14
NWAWRC	0	0	0	0	0	0%	0
Ouachita	23	1	13	0	0	0%	13
Pine Bluff	1	0	1	0	0	0%	1
Randall L. Williams	0	1	0	0	0	0%	0
SNN	14	1	4	0	0	0%	4
TRCC	0	0	2	0	0	0%	2
Tucker	13	3	14	1	0	7%	13
Vарner	17	3	8	0	0	0%	8
Vарner Super Max	23	2	15	0	0	0%	15
WRU	4	0	2	0	0	0%	2
WHM	1	4	1	0	0	0%	1
WWR	0	0	0	0	0	0%	0
Total	242	36	201	9	0	4%	192

CHAPLAINCY

Month: March Year: 2020	CUMMINS	DELTA REGIONAL	EAST ARKANSAS	EAST ARKANSAS MAX	ESTER	GRIMES	HAWKINS	MAXIMUM	MCPHERSON	NORTH CENTRAL	OUACHITA RIVER	PINE BLUFF	RANDALL L. WILLIAMS	TUCKER	VARNER	VARNER MAX	WRIGHTSVILLE	TOTAL
Services Chaplains Oversaw																		
Christian																		
Population	8	23	4	0	2	2	2	4	5	14	4	5	8	1	13	0	4	99
Segregation	0	0	0	0	0	0	0	0	0	0	0	0	0	0	0	0	0	0
Muslim																		
Population	4	4	4	0	4	4	0	4	4	1	1	4	4	0	6	0	0	44
Segregation	0	0	0	0	0	0	0	0	0	0	0	0	0	0	0	0	0	0
143																		
Volunteers in Charge																		
Protestant	10	5	15	0	2	18	5	19	21	0	6	0	7	7	10	1	16	142
Catholic	1	0	1	0	0	0	2	1	1	3	2	1	1	0	3	4	2	22
Muslim	0	0	0	0	0	0	0	2	0	0	7	0	4	0	0	0	1	14
Other	1	0	3	0	0	0	0	18	2	0	17	0	0	0	2	0	1	44
Baptism	0	0	7	0	0	14	0	0	0	2	0	0	0	0	0	0	0	23
Marriages																		
	0	0	0	0	0	0	0	0	0	0	0	0	0	0	0	0	1	1
Distributed by Chaplains																		
Greeting Cards	19	6	0	0	50	20	324	136	468	54	475	97	20	197	16	137	0	2,019
Bibles, Quran, Torah, Etc.	17	30	14	19	10	22	15	3	212	36	525	11	58	109	13	30	15	1,139
Study Course	3	3	136	26	5	8	0	160	150	0	35	3	6	114	2	27	0	678
Writing Supplies	0	0	0	0	20	12	150	21	48	0	500	3	5	186	0	0	0	945
Literature	675	600	863	604	65	5	200	88	78	820	535	197	112	277	917	246	319	6,601
Chaplain's Visits																		
Barracks	64	52	16		10	45	24	71	10	77	145	45	5	74	670		17	1,325
Approximate Hours Spent in Barracks	23	10	5	0	5	62	16	15	8	20	21	15	0	18	180	24	8	430
Inmate Office visits	59	190	94	0	55	64	50	17	112	36	33	21	0	86	147	0	26	990
Other Office visits	12	15	23	4	10	18	24	5	15	25	82	34	3	40	33	10	4	357
Hospital	1	1	0	0	2	0	0	0	0	0	13	0	0	0	0	0	0	17
Infirmery/Sick Call	4	2	0	0	1	11	4	10	10	2	10	4	2	2	9	1	3	75
Restrictive/Punitive Housing	7	3	0	6		9	3	12	16	1	12	4	3	2	0	11	2	91
PC - DRU		3																3
Visitation Days	0	1	0	0	0	0	0	0	0	0	0	0	2	0	0	0	0	3
Volunteer Visits																		
RCV	0	1	5	0	0	2	10	0	13	0	2	6	1	4	1	0	0	45
OCV	7	13	16	0	2	13	62	43	6	15	29	10	0	34	5	0	5	260
Spiritual Advisor	0	0	0	0	0	0	0	1	0	0	1	0	0	1	0	0	0	3
CRA	33	4	51	7	3	34	17	79	23	59	80	16	31	68	25	5	18	553
Religious Volunteer Hours																		
Volunteer Hours	87	40	125	18	6	273	32	119	100	276	347	70	36	297	137	13	46	2,022
Denominational/Volunteer Chaplain Hours	12	15	0	0	30	0	0	41	54	158	15	21	2	8	19	0	16	391
2,413																		
Other Activities of Chaplain																		
Counseled Employees	7	5	8	0	10	6	12	2	33	15	36	5	1	8	13	0	6	167
Orientation Sessions	4	1	0	0	0	0	0	0	0	0	0	0	0	0	0	0	2	7
Free World Devotions	0	1	3	0	4	9	0	0	2	0	1	0	0	4	27	0	0	51
Spoke in Churches	13	1	3	0	1	6	0	0	1	1	1	0	0	4	27	0	0	58
Crisis Intervention Sessions	17	15	5	0	0	15	1	45	3	25	0	0	11	10	2	8	157	
Marriage Counseling	0	0	0	0	0	0	0	0	0	0	4	0	0	0	0	0	0	4
Denominational Meeting	0	0	0	0	1	3	0	0	0	0	0	0	0	0	0	0	0	4
Chaplain's Meeting	1	1	0	0	1	2	1	0	1	1	1	1	1	1	6	0	1	19
Volunteer Training Session	0	2	0	0	0	1	0	0	0	0	0	0	1	0	0	0	0	4
Chaplain Transfers																		
	0	0	0	0	0	0	0	0	0	0	0	0	0	0	0	0	0	0
Chaplain Promotions																		
	0	0	0	0	0	0	0	0	0	0	0	0	0	0	0	0	0	0
PAL PROGRAM																		
Enrolled at start of month	46	24	50	0	36	49	48	23	56	25	23	0	34	60	48	0	22	544
Enrolled during the month	5	4	2	0	0	8	15	5	21	13	11	0	0	4	3	0	4	95
Removed From PAL Program																		
# Paroled	1	0	0	0	0	1	4	1	3	0	2	0	1	1	0	0	2	16
# Completed	2	2	0	0	0	4	0	0	1	1	0	0	0	2	1	0	4	17
# Withdraw	1	0	0	0	2	0	0	3	2	0	0	0	0	1	0	0	0	9
# Removed	0	1	0	0	0	0	0	3	4	1	0	0	0	1	1	0	2	13
# Transferred	1	1	2	0	0	1	4	1	15	2	2	0	0	0	0	0	1	30
Total Removed from PAL Program	5	4	2	0	0	8	8	5	26	6	4	0	1	5	2	0	9	85
Total Enrolled at the End of the Month	46	24	50	0	36	49	55	23	51	32	30	0	33	59	49	0	17	554
Volunteers In PAL																		
	11	3	10	0	2	13	20	10	5	6	7	0	2	4	5	0	4	102
Special Events:																		
	0	1	0	0	0	1	0	1	1	0	0	0	2	0	0	0	0	6

CONSTRUCTION BUDGET / STATUS REPORT - APRIL 6, 2020 — [Page 1 of 2]

Fund	Project Description	Total Projected	Budget	Available Funds	\$ % Complete	Construction % Complete	Notes
KBR4Q95	ESTER - Phase 3 - General Improvement Fund	2,951,933	4,383,781	1,431,849	67%	98%	Parking Lot in design. Cameras will be installed around perimeter after paving. ADFA bonds turned back on Phases 1 & 2 1A
700483A	EARU ISO Rec Yard	265,735	271,430	5,695	98%	100%	Complete
700483A	Varner ISO Rec Yard	179,734	180,953	1,219	99%	100%	Complete
700483A	EARU Max Rec Precast Rec Yard	77,004	659,553	582,549	12%	0%	Looking at alternates. Preparing plans for expanded metal rec pens.
700483A	Tucker Max Precast Rec Yard	60,028	1,210,000	1,149,972	5%	0%	Plans on hold.
700483A	Cummins Precast Rec Yard	49,857	927,500	877,643	5%	0%	Plans on hold.
KBR4Q95	Bullpens	384,367	851,999	467,632	45%	98%	Varner & EARU complete. Installation underway at Max. Locks should arrive in 3 weeks.
KBR4Q95	13 & 15 Barracks Door Revisions	119,737	174,000	54,263	69%	68%	All doors and locks installed in 13 Barracks.
KBR4Q95	Camera's (New)	1,066,411	1,248,000	181,589	85%	82%	Delta & Varner complete, working at EARU, Tucker, Cummins, RLW, PBU, and the Max.
700485A	Entegrity Energy Improvements at EARU & Delta	16,961,127	17,010,204	49,077	100%	97%	lights (100%), plumbing 100%, water (100%), compost (100%), & solar (100%), HVAC (100%). Only Training is incomplete.
700486A	Pine Bluff Unit Barracks 9 Renovation	368,491	437,000	68,509	84%	96%	9A, B C & D construction complete, 4/5/19. Water controls arrived 2/5, training delayed.
KBSCW18	McPherson Administration	243,853	395,439	151,586	62%	30%	Walls are up, slabs poured, brick being laid on exterior walls. Precast arrived 2/17, installed 2/19/20.
KBSCW18	McPherson Visitation	286,365	312,430	26,065	92%	30%	
KBR4Q95	McPherson Administration and Visitation	-	100,000	100,000	0%	30%	Roof slab poured.
KBSHW18	Tucker Water Treatment	-	1,093,848	1,093,848	0%	0%	preparing RFQ for designer
KBSFW18	Max Armory	-	70,000	70,000	0%	0%	to replace existing inadequate Armory. Plans complete, submitting documents to DBA
KBSFW18	Varner Armory	4,352	68,399	64,047	6%	2%	On site working on site & slab preparation.
KBR4Q95	Tucker Isolation Bed Project	15,558	24,503	8,945	63%	30%	bed prototyped, fabricating the remainder.
KBR4Q43	Tucker Stainless Steel Showers	153,002	250,000	96,998	61%	61%	Complete, except for the floors.
7004820	Central Office Roof Replacement	416,625	500,000	83,375	83%	100%	Started 12/3, complete 4/30/19
7004820	Pine Bluff Infirmary Roof Replacement	63,681	132,800	69,119	48%	100%	Pre-Const Mtg held 6-3-19, 120 days to complete, 100% compl.
7004810	Administrative East Roof Replacement	-	309,375	309,375	0%	0%	
7004810	Central Warehouse Roof Replacement	-	135,020	135,020	0%	0%	ADFA has funded, prepared RFQ for Plans design. 2nd advertisement 2/23/20, responses due back 3/9/20
7004810	RLW Roof Replacement	-	1,888,776	1,888,776	0%	0%	
2ZV	NWARWRC Laundry and Commissary	-	250,000	250,000	0%	0%	DBA approved Plans, Springdale Water Dept comments rec'd & answered.

Telephone Projects

Maintenance & Operations	Fire Alarm Upgrades (All Units)	5,028	41,000	35,972	12%	10%	on-going
	Stainless Steel - Kitchen/Shower/Restrooms - All Units	17,903	20,000	2,097	90%	85%	continual need



CONSTRUCTION BUDGET / STATUS REPORT - APRIL 6, 2020 — [Page 2 of 2]

Fund	Project Description	Total Projected	Budget	Available Funds	\$ % Complete	Construction % Complete	Notes
Maintenance & Operations	Parking Lot - Gravel and Paving - EARU	66,209	68,000	1,792	97%	97%	ArDOT completed the road paving 3/31/20.
	Gates and Fences all units	20,630	25,000	4,370	83%	80%	to improve security
	ACA Maintenance	77,443	100,000	22,557	77%	70%	Wrightsville, Benton, & Tucker passed. Upcoming are Delta, NCU, EARU & MCWRC.
	ADA Projects - All Units	0	10,000	10,000	0%	0%	as needed. Have plans for Varner sports field sidewalk
	Fast Top Floor Systems (kitchen/laundry/showers all units)	6,442	25,000	18,558	26%	15%	Tucker Pods nearing completion, Benton restrooms underway.Ouachita kitchen next.
	Camera Equipment - All Units	175,228	250,000	74,772	70%	65%	cameras as requested/approved.
	Lock/Riot Gates - All Units	29,222	90,500	61,278	32%	28%	on-going.
	AC Units-All Units	52,816	70,000	17,184	75%	72%	repairing & replacing daily.
Subtotal		\$ 450,921	\$ 699,500	\$ 248,579			
Capital Projects FY20 Carry Forward	Metal Ceilings	0	25,000	25,000	0%	0%	NCU next.
	ORCU Gravel Pit Operations	8,860	35,000	26,140	25%	25%	on-going. Crusher operating.
	Dog Kennel/Horse Stable Malvern	0	48,000	48,000	0%	0%	DBA comments received, responses underway.
	Emergency Generator - All Units	157,696	250,000	92,305	63%	60%	Cummins 300kW generator ordered, 4/27/20 arrival. Getting quotes for Max.
	Tucker 4 new filters & one aeration tank	451,555	488,434	36,879	92%	70%	Filter submittals approved.
	Roof Repairs-Cummins	0	145,000	123,805	15%	0%	Prepared large order for multiple Units. Currently at the Max. Need repairs at ORCU, Delta & others. Varner & ORCU working on repairs Office of State Procurement secured a State contract to purchase roofing materials.
	Roof Repairs-Cummins Laundry	0				0%	
	Roof Repairs-East Arkansas	0				0%	
	Roof Repairs-Max	8,784				12%	
	Roof Repairs-Tucker	1,402				0%	
	Roof Repairs-Varner	11,010				0%	
	Roof Repairs-Wrightsville	0				0%	
	Boiler Repair	97,306				100,000	
Subtotal		\$ 736,612	\$ 1,091,434	\$ 354,822			
New Projects	Max manhole	0	0	0	0%	0%	to provide access to a blockage point in sewer
	Tucker Barracks 10 covered walkway	0	0	0	0%	0%	Plans submitted to DBA, replying to Comments.
	RLW Sewer relocation 400' + 2 MH	0	0	0	0%	0%	frequent stoppages, defect in pipe line.
	Max Boiler Tank Replacement	0	0	0	0%	0%	
	Additional Metal Fab shop	0	29,266	29,266	0%	0%	room to do more metal work
	PB Warehouse Drive replacement	0	50,000	50,000	0%	0%	asphalt drive pot holed
	Fuel Cards/Pumps for Cummins	0	0	0	0%	0%	
Subtotal		\$ -	\$ 79,266	\$ 79,266			
Architect Fees		12,932	30,000	17,068	43%		
Total		\$ 1,200,465	\$ 1,900,200	\$ 699,735			

Notes Report has not been reconciled against Accountings Reconciled Reports. Tolerance/Deviation is with in 1% of Projected Spending.