



PUBLIC RELATIONS

RESEARCH/PLANNING

August 2018 Admissions and Releases – Admissions for August 2018 totaled **725** (622-males & 103-females) while releases totaled **944** (800-males & 144 females) for a net decrease in-house of **219** Inmates.

Inmate Population Growth/Projection – At the end of August 2018, the Arkansas Department of Correction population totaled **17,751** representing a decrease of **327** Inmates since the first of January 2018. Calendar year 2018 has had an average decrease of **41** inmates per month, down from an average growth of **45** inmates per month during calendar year 2017.

Average County Jail Back-up – The backup in the County Jails averaged **1,666** inmates per day during the month of August 2018 – up **5%** from an average of **1,576** inmates per day during the month of July 2018. Of the **1,666** average, short-term revocations averaged **693** (612-males & 81-females) during the month.

SOCIAL MEDIA

Facebook results for August showed a total of six thousand three hundred ninety-two (6,392) “likes” of our page, an increase of one hundred twenty-seven (127) from the previous month.

LEGAL SERVICES

PREA

PREA Hotline Data:

Number of Calls Received	311
Total PREA Issue Calls	17
Total Non-PREA Calls	151
Total Calls Referred to Internal Affairs Division	15
Total Repeat Calls	69
Total Calls with No Message	74
Total Technical Failure Calls	0

INMATE INSTITUTIONAL GRIEVANCES

Inmate Formal/Informal Grievances: During August 2018, a total of two thousand eighty-seven (2,087) formal grievances and three thousand twenty-three (3,023) informal grievances were filed at various units.

Institutional Grievances Appeals: There were a total of six hundred sixteen (616) appeals of institutional grievances received in August 2018. Five hundred four (504) were acknowledged and one hundred twelve (112) were rejected for various reasons. A total of four hundred seventy-eight (478) appeals were answered; four hundred seventy-five (475) had no merit and three (3) were found with merit.

INSTITUTIONS

STTG

The STTG Coordinator, along with K9 officers, conducted an STTG sweep of the Delta Regional Unit on August 9th. The STTG Coordinator also taught the BCOT STTG and K-9 classes on the 8th and 29th. Assistance was given on BCOT special assignments on the 13th and 14th. Two (2) security audits were completed at the Varner and Delta Units on the 16th and 23rd.

FARM

Rain in August helped to ease drought conditions and made it possible to eliminate some field irrigations.

Hay production was in full swing during the month with the weather permitting us to cut at all units. After the hay was cut, the grass was fertilized. This will provide for another cutting in the fall. Fall garden planting is underway as the harvesting of summer crops is completed. Rice and corn harvesting began at Cummins. The rice yields are good on the early-planted rice, but milling yields have not yet been received. Corn yields are down. Cummins experienced a sporadic issue with the herbicide program not working as it should. The area of the corn fields located outside of the pivot irrigation will not produce corn due to the drought conditions in July. All of the area farmers in south Arkansas are seeing a lower corn yield this year. Tucker and EARU will begin their harvest in September.

The calves that were sold on Superior Livestock Auction last month were shipped from Cummins.

The dairy Somatic Cell Count (SCC) was cut in half on the last testing done by the Arkansas Department of Health. The cows are still being closely monitored for SCC and are still providing the agency's milk needs.

Egg production remains consistent. Issues with egg shell quality developed; however, they are improving after making diet adjustments.

REGIONAL MAINTENANCE HOURS

Regional Maintenance Hours	August 2018
Benton Unit	7,757
Delta Regional Unit	2,864
East Arkansas Regional Unit	5,584
Grimes Unit	2,316
McPherson Unit	1,338
Mississippi County Work Release	872
North Central Unit	10,344
Ouachita River Unit	2,140
Randall L. Williams Unit	3,808
Texarkana Regional Correctional Center	1,400
Tucker Unit	2,736
Varner Unit	3,256
Wrightsville Unit	2,832
Total Hours	47,247

WORK RELEASE RENT REPORT

Unit	August 2018
Benton Unit	\$111,758.00
Mississippi County Work Release	\$52,632.00
Northwest Arkansas Work Release	\$39,117.00
Pine Bluff Work Release	\$29,699.00
Texarkana Regional Correctional Center	\$62,016.00
Wrightsville/Hawkins Work Release	\$24,973.00
Total	\$320,195.00

WAGE**(Workforce Alliance for Growth in the Economy)**

Unit	Slots	Completed	Discharged	End Count
Delta	24	0	0	24
Ester*	0	0	0	0
Hawkins	36	8	8	23
Ouachita River	10	0	0	10
Tucker	17	0	1	16
Wrightsville	36	3	8	27
Total	123	11	17	100

*WAGE currently inactive pending testing

**RANDALL L. WILLIAMS
JUVENILE EDUCATION PROGRAM**

	Slots	Enrolled	Discharged	End Count
Juveniles*	20	12	0	12

*Juveniles are transferred from the program once they reach the age of eighteen (18). The Juvenile count changes based on new commitments. During the month, four (4) inmates were on punitive status. There were four (4) new commitments.

ADMINISTRATIVE SERVICES**PROCUREMENT SECTION UPDATE****No Current Bids****ABA Contracts:**

- ACI Warehouse Roof

No Contracts Awarded In-House**Renewed Contracts/OSP:**

- Waste Disposal – Delta Unit
- Waste Disposal – East Arkansas Regional Unit
- Waste Disposal – North Central Unit
- Pest Control – Various
- Pest Control – Max and North Central Units

Procurement/Contracts Report (required by policy)–

For August 2018, Purchase Orders and Contracts in excess of \$10,000 amounted to \$4,414,282.68. Of this amount, \$2,292,783.22 was for Inmate Care and Custody-related items (food, shoes, clothing, etc.). Bulk fuel costs for the month of August were \$193,147.59 – average cost of E-10 was \$2.25/gallon; average cost for bulk diesel was \$2.32/gallon.

HUMAN RESOURCES UPDATE

Workplace Safety – During the month of August, the modified version of the Health and Safety Plan was presented to two (2) Basic Training classes with a total of two hundred ten (210) cadets in attendance.

Eighty-three (83) incidents were reported to the Company Nurse in August, bringing the total of reported incidents to five hundred seventy-four (574) in 2018.

Benefits – There were seventy-eight (78) FMLA requests processed during the month; seventy (70) were approved and eight (8) denied. A total of ten (10) catastrophic leave requests were received; three (3) were approved, four (4) were denied, and three (3) are pending.

HUMAN RESOURCES UPDATE, *continued*

Physical Assessments – A total of two hundred sixty-nine (269) applicants and incumbent personnel were assessed during August. Ninety-one (91) incumbent personnel successfully passed the physical assessment and two (2) did not. One of those rescheduled and passed after a physician's release; the other one has not rescheduled. One hundred seventy-three (173) applicants successfully passed their physical assessments, and three (3) did not. Those applicants rescheduled and passed after being released by a physician.

Employment – A total of two thousand ninety (2,090) applications were received during August. Fifty-nine (59) Non-Security applications and one hundred twenty-eight (128) CO I applications were processed. One hundred eighty-one (181) Correctional Officers were hired, and thirty-nine (39) Correctional Officers were rehired.

ADC Human Resources personnel attended the following Job Fairs in the month of August:

Date	Unit	Location
8/1/18	EARU	Eastern AR Regional Career & Expo – AR Workforce/Forrest City
8/3/18	Grimes	Jackson Co. Resource Fair/Newport Village Mall
8/6/18	Varner	Job Fair/Varner Unit
8/8/18	MAX	Workforce Services/Pine Bluff
8/10/18	Cummins	Job Fair/Cummins Pavilion
8/10/18	Varner	Job Fair/Cummins Pavilion
8/15/18	Tucker	Conway
8/16/18	Tucker	Job Fair/Tucker Unit
8/17/18	Tucker	Little Rock Job Corps
8/28/18	MAX	Cumulus Career Expo – LR
8/28/18	Tucker	Cumulus Career Expo – LR
8/31/18	EARU	Workforce Services/Forrest City

CO I interviews were conducted in the month of August at various units throughout the department:

Date	Unit	Date	Unit	Date	Unit
8/2/18	Delta	8/10/18	McPherson	8/21/18	EARU
	EARU	8/13/18	EARU		MAX
	Grimes	8/14/18	MAX	8/22/18	Tucker
	MAX		McPherson		Delta
8/7/18	McPherson	8/15/18	Tucker	8/23/18	MAX
	ORCU		Delta		EARU
	Tucker	8/16/18	MAX	8/29/18	McPherson
8/8/18	EARU		EARU		Tucker
	MAX		Grimes	8/30/18	Delta
8/9/18	Tucker	8/17/18	McPherson		MAX
	ORCU		ORCU	8/31/18	EARU
	Tucker	8/20/18	EARU		Grimes

Vacancies, Hires, and Terminations –

During the month there were a total of three hundred fifty-seven (357) security and non-security vacancies, two hundred forty-five (245) new hires, one hundred thirteen (113) terminations, and two (2) retirements throughout the department.

**ADMINISTRATIVE SERVICES DIVISION
MONTHLY REPORTS INCLUDE:****Gifts, Grants and Donations:**

Donations made in the month of August totaled \$29,630.00 (90 bags of shucked corn, 150 bags of unshucked corn, 2,325 cantaloupes, 4,025 watermelons, 6 bags shelled purple-hull peas, and 40 hardback books).

The **Inmate Welfare Fund** balance on August 31, 2018 was \$7,281,969.28.

The **PAWS in Prison Fund** total on August 31, 2018 was \$215,359.79. ADC Account (7004822/Donations) balance was \$19,159.55, ADC Account (NDC0500/Recycling) balance was \$105,170.33, and the ADC Paws in Prison Non-Profit account (Quickbooks) balance was \$91,029.91.

INFORMATION TECHNOLOGY**SECURUS VIDEO VISITATION (SVV) PROJECT****SVV Dog Kennel Installations:**

- Cummins Unit – Securus has placed the aerial fiber installation project in queue. Equipment for the project has been ordered and is being shipped to Cummins.

Inmate Video Visits:

- Inmates completed two thousand eight hundred eighty-five (2,885) video visits during August and missed two hundred sixty-eight (268).

SECURUS TABLET PROJECT:

- A total of two thousand three hundred (2,300) tablets were leased during the month.

IT/eOMIS ACTIVITIES

- The Push/Pull Kickoff Meeting with DIS regarding the Data Center Optimization plan was held. Business benefits that were identified for this plan include agency autonomy and control of our applications and DIS responsibility for the security and compliance of our systems. The cost to the agency and support information has not been identified at this time.
- An environment of Office 365 for research and testing of agency daily operations was set up in preparation for the agency's migration to Microsoft Office 365. The initial request to DIS was to migrate only IT staff to Office 365, providing knowledge for assistance and support to agency staff after migration of their mailboxes.

INFORMATION TECHNOLOGY, continued

- A fiber break that was detected at the Maximum Security Unit following a line installation from the south tower to the entrance building was repaired by the network team.
- Possible solutions for the CJIS requirement of two-factor authentication to access eOMIS were discussed with Marquis. All appearances determine that email is the best solution to this requirement as all staff will have email. An eOMIS system-generated code can be sent to state and to external email for local law enforcement and Correct Care Solutions to meet CJIS requirements. A representative from ACIC has confirmed that this process will meet with CJIS specifications.
- IT staff members held a meeting to discuss centralized facility laundry databases using QuickBooks. A centralized system will provide insight on the quantity of inmate clothing items on hand for budget purposes. A review of the findings is in process and will include the approximate cost of implementation.
- ADC IT representatives attended the Arkansas Digital Government Summit (DGS) Advisory Board meeting with Erica Weiner. DGS scheduled their 2018 conference for Thursday, November 1st.
- DIS successfully uploaded two batches of ADC image documents to Caringo storage using the CaStor tool developed by Marquis. CCS/ADC/DIS established a document upload schedule to eliminate conflicts.
- The server team upgraded the print server operating system from server 2008R2 to server 2012R2 with a newer version of SQL.
- AOC placed a hold on the Contexte interface project between ADC/ACC/AOC. In addition, AOC cancelled future conference calls pending a meeting of the Executive Committee and the Agency Directors who will discuss the latest findings. Some of the issues with the project that were discussed in the last meeting include:
 - The interface file from Contexte was developed as a one-time daily file transfer to eOMIS. MOUs and Development Scope identify the transfer as “Real-Time,” which was requested by ADC/ACC. AOC stated that an interval change would affect multiple other agencies that use the service.
 - There is slowness on retrieval and display from the Web Service.
 - The Contexte Offender Docket file does not contain demographics, which results in the information being retrieved separately from demographics and contributes to the slow retrieval timeframe. ADC requested that AOC add the offender name and birth date to the docket file (Name, DOB) for identification of the offender. AOC stated that a change to the demographics will require a development change request.

– AOC stated that the project had surpassed its timeline and budget.

- Marquis has approved near field communication (NFC) tokens for the offline segregation project. Tokens can now be ordered for installation in the isolation areas in preparation for the deployment of the solution.

TRAINING ACADEMY - AUGUST 2018**BASIC TRAINING DIVISION –**

Instructor Kathy Lowery's, **BCOT Class 2018-I** graduated on August 3rd with one hundred three (103) cadets. Tabatha Smith of the East Arkansas Regional Unit and Shandler Hollis of the Delta Unit received Willis H. Sargent Awards. Deputy Warden Christopher Budnik of the Cummins Unit served as the guest speaker.

Under the direction of Instructor Mark Norris, **BCOT Class 2018-J** graduated on August 24th with eighty-two (82) cadets. James Burroughs of the McPherson Unit was the recipient of the Willis H. Sargent Award. The guest speaker for the ceremony was Deputy Warden Linda Dykes of the Tucker Unit.

IN-SERVICE DIVISION –

A Webinar Training entitled, “*How Secure Are Your Passwords?*” was held August 1st–15th. The State of Arkansas has partnered with Security Mentor to provide cyber security awareness training for staff.

At the annual **Distinguished Gentleman Seminar**, held on August 3rd, a host of guest speakers delivered a wide range of topics designed to examine and teach the leadership skills that a real gentleman possesses, which are beneficial to today's male correctional leaders.

Safariland Senior Instructor training was held August 8th and 9th. Certified instructors serve as trainer instructors of Less Lethal Munitions and Chemical Agents. Senior Instructors certify Less Lethal Munitions and Chemical Agent Instructors who may then certify end users.

Security for Non-Security, a one-hour class that was held August 9th, is designed for volunteers who help in various roles in the prison environment. Topics include: Games Inmates Play, Emergency Preparedness, PREA, Sexual Misconduct, Fire Safety in Corrections, and more.

Management Level III, held August 13th–16th, consists of training sessions by members of ADC's management team on topics centering around today's fast-paced correctional environment.

Management Level I was held August 20th–22nd for new supervisors. It includes training mandated by the Governor's Office. Topics taught by ADC staff members include: Arkansas Government Basics, HRkansas, Performance Evaluation, Grievance Prevention and Handling, and The Fair Labor Standards Act.

TRAINING ACADEMY, *continued*

Taser Training was held August 27th, 29th and 30th.

Participants were taught the practical and legal uses of the Taser X-26 electronic device by a department-certified trainer. Once certified, students are required to obtain recertification every two years.

CPO Firearms Qualification is mandatory annual training for all staff members of ADC who are authorized to fire a weapon. Held August 27th–29th, this class is in addition to those who are CPO certified and Firearms Instructor certified.

Food Safety 360° was held on August 30th. It is part of the ‘Blended Learning’ series and is a refresher course for Food Service Personnel.

eCADEMY –

During the month of August 2018, three hundred sixty-two (362) ADC employees completed a total of 3,656.25 hours of eCADEMY training. Approximately 13% of ADC employees completed at least one course during that timeframe, averaging 1.25 hours per staff member.

The **Computer Lab** is open on a daily basis for staff members who wish to complete online training through eCademy.

HEALTH/CORRECTIONAL PROGRAMS

CHAPLAINCY SERVICES

All Facilities –

The Islamic Eid Ul Adha celebration was facilitated at all units for inmates who observed the month of Ramadan earlier this year. The Gathering 2018 took place at The Summit Church in North Little Rock on August 25th. Volunteers from all facilities attended for a time of training, recognition, and celebration. The “Prodigal Daughters Choir” from the McPherson Unit also performed. Approximately two hundred fifty (250) volunteers attended.

Benton Work Release – Five (5) volunteers from Greater Macedonia Church of Little Rock led a service on August 11th. Thirty-one (31) inmates attended. On the 25th, two (2) representatives from Angel Tree assisted thirty-six (36) inmates in enrolling a total of seventy-four (74) children in Angel Tree for this year. Also on the 25th, five (5) volunteers with “Clemmie Jones Ministries” led a service attended by nineteen (19) inmates.

Cummins Unit – “Timothy’s Gift,” a music ministry team from Nashville, Tennessee, led a special service in the chapel on August 23rd, which was attended by one hundred eighty-seven (187) inmates.

Delta Regional Unit – “The Mattingly Family” performed a southern gospel concert on August 24th attended by sixty-five (65) inmates.

East Arkansas Regional Unit – “Almost Midnight Ministries” from California conducted a class session in the PAL barracks for the forty-seven (47) participants on August 8th. Ninety-four (94) inmates attended the service they led in the chapel. A retirement gathering and celebration for former Senior Chaplain Yancey was held on the 15th. “Christmas Behind Bars” delivered gift bags of various food items for each inmate in the facility on the 16th. Distribution took place on the 16th and 17th. “Timothy’s Gift” from Tennessee performed two concerts in the chapel on the 24th attended by a total of two hundred nine (209) inmates.

Ester Unit – Greater Macedonia Church of Little Rock held revival services from August 20th –22nd. The total attendance was approximately four hundred (400) inmates. Seventy (70) inmates attended a southern gospel concert performed by “The Mattingly Family” on the 23rd.

Maximum Security Unit – Bishop Anthony Taylor led a commemorative mass in the Maximum Security Unit Chapel for Father Louis Franz, a long-time volunteer on August 14th.

McPherson Unit – Two (2) inmates were baptized in a special service on August 2nd, with thirty-three (33) others in attendance. Seventy-three (73) inmates participated in a PAL retreat event on the 18th. On the 29th, representatives of Joyce Meyer Ministries distributed books and a bar of soap to each resident. They also held a worship service attended by two hundred seventy-five (275) inmates.

North Central Unit – On August 10th, a graduation ceremony was held for fifty-four (54) inmates who completed the “Stepping Up” program. Twenty-five (25) inmates graduated from the “Stepping into Freedom” course on the 29th. “Joyce Meyer Ministries” distributed donated books on the 31st and conducted a worship service that was attended by two hundred-fifty (250) inmates.

Ouachita River Correctional Unit – On August 9th, “Almost Midnight Ministries” conducted a workshop with the forty (40) PAL students and led a worship service in the evening attended by one hundred fifty-five (155) inmates. Two hundred (200) inmates attended a performance by “Timothy’s Gift” on the 22nd.

Pine Bluff Unit – Twenty-four (24) inmates completed a four-day Kairos Walk event held August 2nd–5th, which was facilitated by twenty (20) volunteers.

CHAPLAINCY SERVICES, continued

Tucker Unit – The Christian Motorcyclist Association, represented by nineteen (19) volunteers, held a two-day event on August 10th and 11th. The majority of the inmates in the facility interacted with the volunteers over the two days. “Timothy’s Gift” performed a concert in the chapel on the 19th, with one hundred (100) inmates in attendance.

Varner Unit – “Timothy’s Gift” conducted a service that was attended by approximately forty (40) inmates on August 24th. Accompanied by a Chaplain, two (2) of the volunteers also visited with inmates on Death Row.

Wrightsville Complex (*Pathway to Freedom included*) – On August 16th, a service was held with seven (7) inmates being baptized. Warden Watson and Deputy Warden Inman were in attendance. “Timothy’s Gift” visited the Wrightsville Complex on the 21st. A total of two hundred seventy-five (275) inmates attended the two concerts.

ACCREDITATION

At the ACA Commission Hearings in Minneapolis, Minnesota, which were held August 2nd through 7th, the ADC received reaccreditation certificates for Maximum Security Unit with scores of 100% (Mandatory) and 99.8% (Non-Mandatory); Training Academy, 100% and 100%; Grimes Unit, 100% and 100%, McPherson Unit, 100% and 99.8%; Cummins Unit, 100% and 98.3%; and Ouachita River Correction Unit, 100% and 99.8%.

ACA file reviews were conducted during August for the Varner Unit, Texarkana Regional Correctional Center (TRCC), and Pine Bluff Complex (PBC). The Varner audit is scheduled for October 2018. PBC, Industry and TRCC will be audited in 2019.

ACA Internal Audits Completed:

8/8–8/10 Industry File Review
8/14–8/17 TRCC File Review
8/20–8/24 Pine Bluff Complex File Review
8/27–8/31 Varner File Review

Classes Taught:

8/1 BCOT at Training Academy
8/13 Management Level II at Training Academy
8/22 BCOT at Training Academy

Fire/Safety and Sanitation independent audits conducted by the Fire and Sanitation Coordinator:

8/1–8/3 Varner Audit Prep
8/6–8/10 Varner Audit Prep
8/13–8/17 Varner Audit Prep
8/20–8/24 Varner Audit Prep
8/27–8/31 Varner Audit Prep

VOLUNTEER SERVICES**Total Number of Volunteer Hours for August 2018:**

Unit/Program	Hours
Cummins Unit	2
Delta Unit	6
East Arkansas Regional Unit	70.5
Hawkins Unit	21
Mississippi County Work Release	15
North Central Unit	2
Northwest Arkansas Work Release	4
Ouachita River Unit	20
Pine Bluff Complex	14
Varner Unit	15
PAWS	28
Think Legacy	159
Religious Services/Chaplaincy	6,192
Total Hours	6,548.5

PROGRAM SERVICES**Sex Offender Treatment Program:**

	Slots	Completed	Removed	Clients
RSVP	238	0	6	237
SOFT	30	0	2	4
Total	268	0	8	241

There are eight hundred thirteen (813) males on the waiting list for RSVP and nine (9) females on the waiting list for SOFT within five (5) years of their TE date. Of those, thirty-eight (38) inmates are mandated by the Parole Board. The average time on the waiting list from request is between one (1) and two (2) months for those stipulated.

The total on the waiting list, including those not currently within the identified timeframe, is one thousand four hundred eighty-four (1,484) males and ten (10) females. There is one (1) PREA inmate in the program at this time.

***The waiting list numbers include inmates that are ineligible due to class or housing status.**

Therapeutic Community (TC):

Unit	Slots	Completed	Removed	Clients
Tucker	129*	6	11	142
Wrightsville	45*	2	5	50
McPherson	50*	5	7	49
Total	224	13	23	241

There are three hundred seventy-one (371) males and forty-three (43) females on the waiting list within eighteen (18) months of their release date. Of those, five (5) are mandated by the Parole Board.

The average time on the waiting list from request is twenty-eight (28) days.

The total on the waiting list, including those not currently within the identified timeframe, is seven hundred fifty-nine (759) males and eighty-five (85) females.

***Denotes transitional beds available at this treatment program. The Tucker Therapeutic Community has one hundred twenty-nine (129) client slots and seven (7) peer counselor slots.**

Substance Abuse Treatment Program (SATP):

Unit	Slots	Completed	Removed	Clients
Grimes	50*	8	2	49
McPherson	100*	21	15	97
Maximum Security	3	2	0	3
Randall L. Williams	188*	22	26	189
Benton	36	0	5	36
Varner	44	10	4	46
Wrightsville	135*	11	16	142
Total	556	74	68	562

There are two thousand one hundred eighteen (2,118) males and one hundred seventy-three (173) females on the waiting list within eighteen (18) months of their release date. Of those, five (5) are mandated by the Parole Board.

The average time on the waiting list from request is twenty (20) days.

The total on the waiting list, including those not currently within the identified timeframe, is two thousand nine hundred eighty-three (2,983) males and three hundred nine (309) females.

***Denotes transitional beds available at this treatment program.**

ORCU Residential Program Unit (RPU): The RPU at Ouachita had eight (8) admissions and eight (8) discharges in August for an end-of-month count of one hundred twenty-four (124).

McPherson Mental Health Residential Program Unit (RPU):

There were five (5) admissions and three (3) discharges in August, for an end-of-month count of forty (40).

Habilitation Program: The Habilitation Program at the Ouachita River Correctional Unit provided treatment services to 48 inmates during August. There was one (1) admission and one (1) discharge for an end-of-month count of forty-seven (47).

Restrictive Housing (RH) Anger Management

Treatment: The RH Anger Management Treatment Program at the Cummins Unit provided treatment services to twenty-five (25) inmates during August. There were zero (0) admissions and zero (0) discharges for an end-of-month count of twenty-five (25).

Staffing: The following Mental Health Services and SATP positions were vacant in July and August:

Positions	July	August
Psychologists	6	6
Social Workers	15	14
Advisors	8	7
Substance Abuse Program Leaders	3	2
Administrative Specialists/Analysts	3	3
Psychological Examiners	2	1
Rehabilitation Manager	0	1

ADDITIONAL MENTAL HEALTH AND MEDICAL INFORMATION

Self-Study Classes:

Classes	# of Participants	# Completed	Waiting List
Anger Management	292	228	876
Thinking Errors	320	245	978
Substance Abuse Education	75	57	164
Communication Skills	258	210	1,120
Domestic Violence	102	76	374
Victims of Domestic Violence	9	9	19
Stress Management	335	282	1,065
Parenting	251	143	529

Suicide:

There were ninety-two (92) suicidal threats during August. There were eleven (11) attempts resulting in one (1) death.

Outpatient:

There were two thousand fifty-six (2,056) inmates on the mental health medical log at the beginning of August. Mental Health staff conducted the following contacts during August:

Case Management Contacts	1994
Requests for Interviews	1477
Testing	1
Intakes	704
Unit Requests	1,230
Pre-Lockup Reviews	507
Routine Segregation Reviews	788
Segregation Rounds	19,013
PREA Evaluations	155
Routine Follow-up	180
834 Requests	35

County Mental Health Requests:

During August, there were one hundred (100) requests of a mental health nature received. Eighty-one (81) inmates were fast-tracked to ADC.

County Medical Health Requests:

During August, there were two hundred fifty (250) requests of a medical nature received and one hundred fifty-four (154) of those were approved. Four (4) inmates were fast-tracked to ADC.

Monetary Sanctions:

Sanction reimbursements for July were \$23,550.00.

Deaths:

There were nine (9) inmate deaths during the month of August; five (5) were claimed, three (3) were cremated, and one (1) was buried.

CCS:

See attachment for CCS's report regarding outside beds and emergency room visits.

Medical Grievances:

In August, there were one hundred ninety-nine (199) appeals of medical grievances received and one hundred twenty-four (124) appeals were answered; sixteen (16) of those were found to be with merit and two (2) with merit but resolved.

SEX OFFENDER ASSESSMENT

Assessments Completed:

Risk Level	July	September 1999 through August 31, 2018
Level 1	0	1,179
Level 2	46	7,316
Level 3	22	6,689
Level 4	4	645
Default 3	0	*
Total	72	15,829
*Default Level 3's are included in the total number of Level 3's to date.		

ACIC Numbers:

The total number of sex offenders registered from September 1999 through August 2018:

Compliant	7,970
Delinquent (<i>Did not return address on time</i>)	1,049
Confined	3,143
Out-of-State	3,422
Address Unknown (<i>Absconded</i>)	214
Deported	176
Incapacitated	79
Out of USA	7
Total	16,060

Due to a change in Arkansas law, deceased offenders no longer remain on the registry. SOCNA was notified by ACIC of eleven (11) offenders removed due to death since 1/1/2018.

THINK LEGACY

Unit	Slots	Completed	Removed	Assigned
Cummins	55	1	7	40
Delta Regional	24	3	1	24
East Ark. Regional	50	0	2	50
Ester	107	1	0	93
Grimes	56	5	4	54
Hawkins (Female)	40	2	4	39
McPherson	68	6	2	65
North Central	59	13	2	48
Ouachita River	46	2	1	42
Tucker	55	3	5	53
Varner	49	4	1	50
Wrightsville	48	3	0	41
Total	657	43	29	599

There are one hundred sixty-six (166) males and ninety-five (95) females on the Think Legacy waiting list. All Think Legacy applicants are within eighteen 18 months of their TE or discharge date.

The average time on the waiting list is approximately sixty (60) days. There were one hundred fifty-nine (159) volunteer hours recorded for the month of August.

Arkansas Securities visited the Hawkins Unit on August 1st and the Varner and Cummins Units on the 22nd. Nicole Smart, Reentry Treatment Coordinator, presented information about the Think Legacy Program to those attending an Arkansas Correctional Industries conference held at the Arlington Hotel in Hot Springs on the 25th. The North Central Unit hosted a Think Legacy Graduation on the 27th.

PAWS IN PRISON**Currently Enrolled in Training:**

Maximum Security Unit	8
Tucker Unit	6
Hawkins Unit	6
Randall L. Williams Unit	4
Ouachita River Unit	8
North Central Unit	6
Total	38

Completed Training:

August 2018	18
YTD 2018	150
Since Inception (Dec. 2011)	1,172
Dogs Currently in Foster: (<i>Graduated but not adopted</i>)	2
Volunteer Hours	28
YTD Volunteer Hours	150

CONSTRUCTION/MAINTENANCE

PROJECT UPDATES

Cummins Unit:

DBA has approved and issued the plans for a new emergency generator. The project will be bid in priority sequence. Work is underway on changing the doors in Barracks 13 to solid doors. Estimates for changing metal desks to concrete are being prepared. A contract was awarded to the architect, and the design of precast recreation yards has started. Surveyors and engineers have completed their survey and taken soil samples. Plans for the recreation yards are nearly ready to submit to DBA.

Cummins Poultry:

Generators are tested weekly. A meeting was held with the architect to discuss making changes to the loading ramp for coolers at the chicken houses. A decision on changing the forklift is still pending.

Cummins School:

The new metal building has been delivered and the structural steel is being erected. The installation of plumbing and electrical underground utilities is underway.

Delta Unit:

Entegrity has completed all lighting and water upgrades. The compost shed has been completed and compost equipment is scheduled to arrive soon. Work on the HVAC systems is getting started.

East Arkansas Regional Unit:

The architect submitted plans for the precast recreation yards to DBA for approval, which are pending DBA's approval. Plans for the emergency generators for perimeter lighting were approved by DBA. A generator was ordered and materials for the generator project are being received. Existing utilities in the area have been located. Preparations for installing gas service to the generators are being made. The automatic transfer switch had to be changed (at no additional cost to ADC). Entegrity has completed all lighting upgrades, and 85% of the water upgrades. Entegrity's work continues on solar, mechanical, composting and wastewater improvements. Compost equipment arrived on July 11, 2018. Materials for repairs to the sewer lift station were delivered and work is being scheduled.

Maximum Security Unit:

DBA has approved the plans for an emergency generator and a bid package is being prepared. The project will be bid in priority sequence. A contract was awarded to the architect who is now working on the design of the precast recreation yards. Repairs of roof leaks are underway, as well as the installation of replacement skylights.

McPherson Unit:

The architect is working on the design of the additions to the visitation and administration areas. The floor plan has been completed and a geotechnical inspection has been made. Plans are being submitted to DBA for review and approval.

Ouachita River Correctional Unit:

Gravel operations continue and the rock crusher is operational. Repairs to the lift station have been completed. Two 15 hp pumps were replaced with 20 hp and 6-inch discharge. Non-storm related roof repairs have been completed.

Pine Bluff Unit:

Materials continue being ordered for the Pine Bluff Unit Barracks 9D. Construction continues with an expected completion date of the end of September. Bids to replace the Central Office roof have been received, and are expected to be awarded under budget.

Tucker Unit:

Regular monitoring of the waste water plant continues with repairs and adjustments being made as needed in order to stay in compliance. Replacement of all seven filters has been completed. Test results for the seventh filter, on which the manway was replaced, are pending. Engineers prepared plans to add water filters and aeration for the water plant. Both the Arkansas Department of Health and DBA have approved the plans. Funding for one-third of the total plant renovation was received from the Governor's Office. As of September 18, 2018, high voltage caused the newest well to turn off, which led to the water treatment pumps running dry and burning out one of the pumps. The pump was replaced with one that was on hand, but the elevated storage tank ran dry and it was not possible to fill the tank without stopping the water supply to both units. Both the Tucker and Maximum Security Units were placed under a boil order by the Department of Health on September 17, 2018. The order for the Tucker Unit was lifted on September 18th. A search for leaks was conducted with no major leaks being found. Both units were brought back to normal operations on September 20, 2018; however, the Max Unit remained under a boil order until September 27th.

Varner Unit:

Cell doors in the Super Max are being repaired. Demolition of isolation recreation yards was completed. Six have been rebuilt. Building panels in the Weld Shop is on hold until other projects have been completed. Bull pens for the open barracks are being built and installed. All bullpens have been installed without doors. Controls are being run to the demonstration bullpen.

Wrightsville Unit:

DBA has approved the plans for new emergency generators and a bid package is being prepared. The contract to replace the Industry Warehouse roof has been approved and a 'notice to proceed' has been issued. The roofing project will begin once needed materials are received.

Wrightsville Hawkins Unit:

DBA has approved the plans for an additional generator for the kitchen and lighting. The project will be bid in priority sequence.

CONSTRUCTION/MAINTENANCE PERSONNEL UPDATE

The following Construction/Maintenance position(s) were vacant at the end of August 2018:

- 1 Project Specialist

2018 INFORMAL GRIEVANCE REPORT

Month	BENTON	HAWK/M	HAWK/F	WRTS	EARU & MX	GRIMES	RLW	MCWR	MCPH	MSU	NCU	PBU	NWA	TU	TRCC	VSMX	VU	CU	ORCU	Ester	DRU	Bowie Cty	TOTAL
JAN	3	13	28	71	434	162	47	0	337	202	105	60	0	128	1	591	82	240	318	45	191	67	3,125
FEB	3	20	34	77	283	160	26	1	237	160	74	43	0	109	1	507	63	256	267	31	211	59	2,622
MAR	1	5	27	74	430	158	44	0	343	192	192	37	1	91	0	555	76	223	253	51	155	61	2,969
APR	2	9	15	114	410	171	60	0	315	202	138	42	0	121	2	359	112	191	318	43	122	69	2,815
MAY	0	19	20	103	569	169	69	0	357	198	140	25	1	150	0	416	59	189	348	26	124	72	3,054
JUN	0	20	28	109	471	189	38	0	289	167	184	35	0	142	1	452	53	166	438	34	150	51	3,017
JUL	0	25	39	86	471	230	33	0	323	162	214	25	1	99	1	469	64	236	405	47	108	4	3,042
AUG	1	25	24	89	491	233	31	0	116	168	213	35	1	76	0	614	86	253	345	42	139	41	3,023
SEPT																							0
OCT																							0
NOV																							0
DEC																							0
TOTAL	10	136	215	723	3,559	1,472	348	1	2,317	1,451	1,260	302	4	916	6	3,963	595	1,754	2,692	319	1,200	424	23,667

2018 FORMAL GRIEVANCE REPORT

Month	BENTON	HAWK/M	HAWK/F	WRTS	EARU & MX	GRIMES	RLW	MCWR	MCPH	MSU	NCU	PBU	NWA	TU	TRCC	VSMX	VU	CU	ORCU	Ester	DRU	Bowie Cty	TOTAL
JAN	3	10	13	21	369	102	13	0	148	217	59	20	0	108	0	329	58	122	174	21	80	18	1,885
FEB	3	4	5	25	334	87	17	1	131	195	28	43	0	79	0	290	55	123	160	8	82	18	1,688
MAR	0	4	9	33	394	96	23	0	158	212	87	19	1	50	0	322	66	130	253	16	76	19	1,968
APR	2	5	5	61	402	85	29	0	122	211	59	5	0	94	0	247	89	86	135	12	66	18	1,733
MAY	0	11	8	38	453	82	30	0	159	237	64	13	1	93	0	264	54	102	121	31	62	24	1,847
JUN	0	11	16	42	441	108	16	0	169	208	59	7	0	108	1	270	47	91	121	21	67	10	1,813
JUL	0	8	11	35	440	118	14	0	157	177	86	13	1	84	1	284	55	128	135	28	54	7	1,836
AUG	1	8	1	29	435	142	10	0	229	215	128	15	1	53	1	380	78	171	82	17	86	5	2,087
SEPT																							0
OCT																							0
NOV																							0
DEC																							0
TOTAL	9	61	68	284	3,268	820	152	1	1,273	1,672	570	135	4	669	3	2,386	502	953	1,181	154	573	119	14,857

INMATE INSTITUTIONAL GRIEVANCE APPEAL REPORT – AUGUST 2018

	Acknowledged	Rejected	Processed W/O Merit	Processed W/ Merit
Benton Unit	0	0	0	0
Benton Work Release	0	0	0	0
Bowie County Texas Correctional Facility	3	1	3	0
Cummins Unit	41	10	25	0
Delta Regional Unit	12	3	17	0
East Arkansas Regional Unit	19	4	12	0
East Arkansas Regional Max Unit	115	16	104	1
Ester Unit	8	3	4	0
Grimes Unit	36	9	36	0
Maximum Security Unit	32	9	38	0
McPherson Unit	29	3	36	1
McPherson Mental Health Residential Program Unit	0	2	0	0
Mississippi County Work Release Center	0	0	0	0
Northwest Arkansas Work Release Center	0	0	0	0
North Central Unit	17	14	8	0
Ouachita River Correctional Unit	31	14	25	0
ORCU Hospital	0	0	0	0
ORCU New Commitment	3	0	4	0
ORCU Mental Health Residential Program Unit	2	0	3	0
Pine Bluff Unit	5	1	2	0
Pine Bluff Re-Entry	0	0	0	0
Randall L. Williams Correctional Facility	5	0	5	0
Texarkana Regional Correctional Center	1	0	1	0
Tucker Unit	20	2	18	0
Varner Super Max	99	14	111	1
Varner Unit	20	2	19	0
Wrightsville Unit	5	4	4	0
Hawkins Center	1	1	0	0
Hawkins for Males	0	0	0	0
Hawkins SPU	0	0	0	0
Total	504	112	475	3

ADMISSIONS AND RELEASES – AUGUST 2018

<u>Admissions</u>	<u>Male</u>	<u>Female</u>	<u>Total</u>
Asian	2	0	2
Black	215	17	232
Hispanic	16	1	17
Native American Indian	2	0	2
White	385	85	470
Other	1	0	1
Unknown	1	0	1
Total	622	103	725

<u>Releases</u>	<u>Male</u>	<u>Female</u>	<u>Total</u>
Asian	1	0	1
Black	262	12	274
Hispanic	26	3	29
Native American Indian	1	0	1
Native Hawaiian or Pacific Isl	1	1	2
White	507	128	635
Other	2	0	2
Total	800	144	944

ADC INMATE POPULATION GROWTH 2000-2026 - AUGUST 2018

Updated 08/31/2018

Mo.	2000	2001	2002	2003	2004	2005	2006	2007	2008	2009	2010	2011	2012	2013	2014	2015	2016	2017	2018
Jan.	11,984	11,908	12,402	13,015	13,105	13,595	13,481	13,839	14,518	14,796	15,334	16,312	15,134	14,815	17,481	18,142	17,785	17,824	18,201
Feb.	12,169	12,022	12,529	13,054	13,166	13,783	13,633	14,012	14,603	14,883	15,374	16,209	14,990	15,008	17,438	18,082	17,625	17,608	17,998
March	12,006	12,033	12,299	13,108	13,088	13,418	13,534	13,772	14,580	14,843	15,290	16,095	14,964	14,665	17,395	18,233	17,573	17,666	18,089
April	12,069	12,167	12,465	13,213	13,323	13,469	13,554	13,851	14,769	14,937	15,570	16,172	15,124	14,850	17,604	18,703	17,815	17,798	18,227
May	12,109	12,384	12,558	13,463	13,556	13,528	13,711	14,146	14,880	15,146	15,694	16,062	15,132	15,074	17,593	18,693	17,769	17,652	17,945
June	12,005	12,108	12,439	13,418	13,389	13,251	13,430	13,915	14,700	15,025	15,564	15,554	14,832	14,825	17,340	18,813	17,973	17,963	17,972
July	12,030	12,190	12,622	13,509	13,528	13,286	13,560	14,082	14,868	15,195	15,807	15,519	14,879	15,379	17,522	18,870	18,130	18,180	18,005
August	12,087	12,371	12,815	13,565	13,632	13,419	13,646	14,224	15,100	15,385	15,829	15,240	14,675	16,103	17,549	18,806	17,919	18,051	17,751
September	11,983	12,289	12,774	13,341	13,516	13,237	13,652	14,217	14,850	15,285	16,025	15,172	14,724	16,412	17,605	18,549	18,026	18,179	
October	12,119	12,348	12,942	13,341	13,584	13,363	13,775	14,349	14,836	15,381	16,311	15,271	14,856	16,993	17,880	18,430	18,127	18,348	
November	12,094	12,408	13,162	13,408	13,706	13,587	13,913	14,437	15,025	15,340	16,460	15,205	14,625	17,168	17,848	17,981	17,573	17,973	
December	11,856	12,333	12,845	13,106	13,470	13,338	13,728	14,315	14,716	15,199	16,204	15,062	14,654	17,235	17,874	17,707	17,537	18,078	
Net Ann. Inc.	29	477	512	261	364	-132	390	587	401	483	1,005	-1,142	-408	2,581	639	-167	-170	541	-327
Avg. Mo. Inc.	2	40	43	22	30	-11	33	49	33	40	84	-95	-34	215	53	-14	-14	45	-41

Population is total jurisdictional count at end of each month. Population at end of month December 1999 was 11,827.

Average monthly population increase for past fifteen years 2003 - 2017 is 29

Average monthly population increase for past ten years Jan. 2008 - Dec 2017 is 31

Average monthly population increase for past five years 2013 - 2017 is 57

Projected at Growth of 29 per Month

	2008	2009	2010	2011	2012	2013	2014	2015	2016	2017	2018	2019	2020	2021	2022	2023	2024	2025	2026
Mo.	Actual	Actual	Actual	Actual	Actual	Actual	Actual	Actual	Actual	Actual	Actual/Proj.	Proj.	Proj.	Proj.	Proj.	Proj.	Proj.	Proj.	Proj.
January	14,518	14,796	15,334	16,312	15,134	14,815	17,481	18,142	17,785	17,824	18,201	17,896	18,244	18,592	18,940	19,288	19,636	19,984	20,332
February	14,603	14,883	15,374	16,209	14,990	15,008	17,438	18,082	17,625	17,608	17,998	17,925	18,273	18,621	18,969	19,317	19,665	20,013	20,361
March	14,580	14,843	15,290	16,095	14,964	14,665	17,395	18,233	17,573	17,666	18,089	17,954	18,302	18,650	18,998	19,346	19,694	20,042	20,390
April	14,769	14,937	15,570	16,172	15,124	14,850	17,604	18,703	17,815	17,798	18,227	17,983	18,331	18,679	19,027	19,375	19,723	20,071	20,419
May	14,880	15,146	15,694	16,062	15,132	15,074	17,593	18,693	17,769	17,652	17,945	18,012	18,360	18,708	19,056	19,404	19,752	20,100	20,448
June	14,700	15,025	15,564	15,554	14,832	14,825	17,340	18,813	17,973	17,963	17,972	18,041	18,389	18,737	19,085	19,433	19,781	20,129	20,477
July	14,868	15,195	15,807	15,519	14,879	15,379	17,522	18,870	18,130	18,180	18,005	18,070	18,418	18,766	19,114	19,462	19,810	20,158	20,506
August	15,100	15,385	15,829	15,240	14,675	16,103	17,549	18,806	17,919	18,051	17,751	18,099	18,447	18,795	19,143	19,491	19,839	20,187	20,535
September	14,850	15,285	16,025	15,172	14,724	16,412	17,605	18,549	18,026	18,179	17,780	18,128	18,476	18,824	19,172	19,520	19,868	20,216	20,564
October	14,836	15,381	16,311	15,271	14,856	16,993	17,880	18,430	18,127	18,348	17,809	18,157	18,505	18,853	19,201	19,549	19,897	20,245	20,593
November	15,025	15,340	16,460	15,205	14,625	17,168	17,848	17,981	17,573	17,973	17,838	18,186	18,534	18,882	19,230	19,578	19,926	20,274	20,622
December	14,716	15,199	16,204	15,062	14,654	17,235	17,874	17,707	17,537	18,078	17,867	18,215	18,563	18,911	19,259	19,607	19,955	20,303	20,651
Net Ann. Inc.	401	483	1,005	-1,142	-408	2,581	639	-167	-170	541	-211	348	348	348	348	348	348	348	348
Ave. Mo. Inc.	33	40	84	-95	-34	215	53	-14	-14	45	-18	29	29	29	29	29	29	29	29

MONTHLY POPULATION AVERAGES - AUGUST 2018

Unit/Center	8/1	8/2	8/3	8/6	8/7	8/8	8/9	8/10	8/13	8/14	8/15	8/16	8/17	8/20	8/21	8/22	8/23	8/24	8/27	8/28	8/29	8/30	8/31	AVG
Benton	328	323	326	327	331	332	330	330	329	330	332	326	324	325	327	326	328	329	309	313	312	312	310	324
Cummins	1,678	1,676	1,675	1,671	1,669	1,676	1,671	1,670	1,668	1,671	1,671	1,671	1,669	1,667	1,667	1,671	1,670	1,664	1,652	1,652	1,649	1,645	1,646	1,666
Delta	615	608	616	621	619	628	628	628	627	626	626	624	623	624	622	622	618	616	608	598	612	603	617	619
EAR Reg	1,671	1,671	1,678	1,675	1,680	1,685	1,690	1,690	1,687	1,687	1,682	1,681	1,685	1,668	1,669	1,674	1,674	1,662	1,649	1,653	1,661	1,665	1,670	1,674
Ester	586	589	586	583	583	589	589	586	587	587	586	577	582	581	577	583	582	586	573	571	579	576	577	582
Grimes	1,073	1,073	1,075	1,077	1,081	1,080	1,080	1,074	1,072	1,079	1,077	1,076	1,077	1,077	1,075	1,071	1,078	1,070	1,074	1,065	1,075	1,072	1,072	1,075
Max Sec	555	558	558	559	558	558	559	558	557	557	557	556	554	556	557	558	558	558	560	557	557	556	557	557
McPherson	970	971	973	970	970	967	969	974	974	976	977	976	979	984	992	985	984	983	952	943	930	927	922	967
MCWRC	126	126	132	132	131	131	131	130	129	129	129	129	133	133	133	133	133	130	122	121	126	132	132	130
N Central	823	818	814	823	823	817	811	814	813	825	820	817	815	810	810	807	803	818	797	809	818	820	809	815
NWAWRC	100	99	100	100	100	99	100	100	100	100	100	99	99	100	99	98	98	100	100	98	99	100	99	99
Ouachita River	1,858	1,845	1,836	1,842	1,835	1,833	1,842	1,846	1,842	1,815	1,825	1,833	1,840	1,837	1,844	1,851	1,844	1,855	1,824	1,802	1,769	1,765	1,755	1,828
Randall L Williams	559	564	565	565	562	562	562	563	555	560	564	565	558	564	565	563	562	562	562	564	558	559	553	562
Pine Bluff	486	484	481	477	482	486	481	481	485	490	490	488	482	477	487	487	490	488	474	478	476	471	480	483
PB Reentry	54	54	54	54	54	54	54	54	53	53	53	53	53	54	54	54	53	53	53	53	53	54	54	54
TRCC	126	127	127	128	128	127	127	127	128	128	128	128	128	128	128	128	128	126	126	126	126	120	120	127
Tucker	994	999	993	984	987	988	994	995	1,000	999	998	992	996	991	993	992	999	998	981	986	992	987	986	992
Vamer	1,730	1,727	1,723	1,723	1,725	1,719	1,722	1,721	1,716	1,717	1,722	1,719	1,720	1,719	1,719	1,718	1,721	1,722	1,712	1,719	1,713	1,718	1,715	1,720
Wrightsville	1,299	1,288	1,292	1,292	1,301	1,311	1,310	1,308	1,306	1,312	1,314	1,316	1,313	1,313	1,311	1,308	1,302	1,297	1,281	1,267	1,292	1,290	1,282	1,300
Total ADC	15,631	15,600	15,604	15,603	15,619	15,642	15,650	15,649	15,628	15,641	15,651	15,626	15,630	15,608	15,629	15,629	15,625	15,617	15,409	15,375	15,397	15,372	15,356	15,574
Bowie CO., TX	332	335	335	335	335	331	331	331	335	334	335	335	335	336	336	336	336	335	335	334	333	333	333	334
ALETA	19	19	19	19	19	19	19	19	19	19	19	19	19	19	19	19	19	17	17	17	17	17	17	19
Ar State Police	63	63	63	63	63	62	60	61	61	61	61	62	62	61	62	62	63	63	63	63	63	63	63	62
Co Jail / M	1,522	1,531	1,542	1,554	1,560	1,560	1,552	1,567	1,570	1,575	1,563	1,577	1,583	1,593	1,594	1,586	1,598	1,609	1,606	1,590	1,573	1,561	1,543	1,570
Co Jail / F	96	93	89	95	94	92	90	98	100	96	97	99	98	97	89	91	87	92	94	89	96	96	103	94
Total Co Jail BK	1,618	1,624	1,631	1,649	1,654	1,652	1,642	1,665	1,670	1,671	1,660	1,676	1,681	1,690	1,683	1,677	1,685	1,701	1,700	1,679	1,669	1,657	1,646	1,664
309/M	245	248	248	249	246	246	247	246	244	245	245	245	245	244	244	244	242	241	240	240	236	239	239	244
309/F	73	73	73	73	73	71	71	71	73	73	73	73	73	73	73	74	74	76	76	76	74	74	73	73
Total Act 309	318	321	321	322	319	317	318	317	317	318	318	318	318	317	317	318	316	317	316	316	310	313	312	317
Total Non ADC	2,350	2,362	2,369	2,388	2,390	2,381	2,370	2,393	2,402	2,403	2,393	2,410	2,415	2,423	2,417	2,412	2,419	2,435	2,431	2,409	2,392	2,383	2,371	2,396
Total	17,981	17,962	17,973	17,991	18,009	18,023	18,020	18,042	18,030	18,044	18,044	18,036	18,045	18,031	18,046	18,041	18,044	18,052	17,840	17,784	17,789	17,755	17,727	17,970

FISCAL YEAR 2019 COUNTY JAIL BACKUP - AUGUST 2018

DAY		Jul-18		Aug-18
1	*	1,575		1,618
2		1,578		1,624
3		1,594		1,631
4		1,577	*	1,631
5		1,577	*	1,631
6		1,548		1,649
7	*	1,548		1,654
8	*	1,548		1,652
9		1,547		1,642
10		1,532		1,665
11		1,571	*	1,665
12		1,584	*	1,665
13		1,609		1,670
14	*	1,609		1,671
15	*	1,609		1,660
16		1,598		1,676
17		1,589		1,681
18		1,569	*	1,681
19		1,563	*	1,681
20		1,559		1,690
21	*	1,559		1,683
22	*	1,559		1,677
23		1,553		1,685
24		1,560		1,701
25		1,552	*	1,701
26		1,553	*	1,701
27		1,597		1,700
28	*	1,597		1,679
29	*	1,597		1,669
30		1,623		1,657
31		1,629		1,646
Avg Daily Backup		1,576		1,666

Note: Totals do not include 309 Contracts in County Jails (maximum of 336)

STTG UNIT COUNTS – AUGUST 2018



Arkansas Department of Correction

Unit	Beginning Total	Confirmed	Suspected	In	Out	Paroled	Removed	Ending Total	Total Unit Population	Unit % of STTG's
Benton	69	3	0	3	4	5	0	66	307	21.50%
Cummins	499	0	0	24	19	17	0	487	1,644	29.62%
Delta	156	0	0	35	18	16	0	157	614	25.57%
EARU	604	0	0	30	13	10	0	611	1,672	36.54%
Grimes	374	2	0	47	23	18	0	382	1,074	35.57%
Hawkins	45	0	0	4	2	0	0	47	442	10.63%
Max	255	0	0	19	12	0	0	262	558	46.95%
Mcperson	31	0	0	3	4	1	0	29	926	3.13%
MCWR	40	0	0	6	3	4	0	39	130	30.00%
NCU	230	0	0	24	17	19	0	218	807	27.01%
NWAWR	15	1	0	2	4	0	0	14	99	14.14%
ORCU	409	0	0	67	39	11	0	426	1,615	26.38%
ORCU Intake	57	192	0		196	0	0	53	174	30.46%
PB/Ester	232	0	0	55	41	15	0	231	1,114	20.74%
RLW	164	0	0	49	48	0	0	165	555	29.73%
TWR	29	1	0		6	3	0	21	120	17.50%
Tucker	272	0	0	42	23	0	0	291	988	29.45%
Varner	701	0	0	82	93	4	0	706	1,711	41.26%
Wrightsville	227	1	0	32	20	14	0	226	843	26.81%
Total	4,409	200	0	524	585	137	0	4,431	15,393	28.79%

ORCU Intake brought in 192 new STTG members into ADC last month.

STTG DISCIPLINARY REPORT – AUGUST 2018



Arkansas Department of Correction

Unit	STTG Incidents	STTG Suspected Incidents	Total Unit Disciplinary	Disciplinary Involving STTG	Percentage
Benton	0	0	21	6	28.57%
Cummins	0	6	459	182	39.65%
Delta	0	0	168	84	50.00%
EARU	0	2	577	269	46.62%
Grimes	4	1	138	59	42.75%
Hawkins	0	0	0	0	0.00%
Max	0	0	11	2	18.18%
Mcpherson	0	0	185	12	6.49%
MCWR	0	0	0	0	0.00%
NCU	0	0	123	58	47.15%
NWAWR	0	0	2	0	0.00%
ORCU	0	0	461	222	48.16%
ORCU Intake	0	0	22	14	63.64%
PB/Ester	0	0	110	37	33.64%
RLW	0	0	50	19	38.00%
TWR	0	0	1	1	100.00%
Tucker	0	0	121	54	44.63%
Varner	0	0	554	290	52.35%
Wrightsville	3	0	141	64	45.39%
Total	7	9	3,144	1,373	43.67%

STTG COUNTS BY STTG SET – AUGUST 2018



Arkansas Department of Correction

STTG Set	Benton	Cummins	Delta	EARU	Grimes	Hawkins	Max	Mcpherson	MCWR	NCU	NWAWR	ORCU	Intake	PB	RLW	TWR	Tucker	Varner	Wrightsville	Total
Asian	2	0	0	1	1	0	0	0	1	0	1	1	1	2	0	0	1	0	0	11
Bloods	9	105	21	105	68	7	67	3	5	34	3	82	6	37	27	1	66	134	51	831
Crips	8	71	13	66	45	3	32	5	3	17	1	56	4	25	15	3	36	101	22	526
Folk	2	36	5	61	37	4	34	0	0	12	2	11	2	12	15	2	23	84	16	358
GD	6	112	43	131	76	10	43	8	7	37	2	107	11	49	27	1	70	136	50	926
Mexican	3	13	4	19	10	3	4	2	0	11	2	11	3	6	7	0	8	27	4	137
Motorcycle	0	1		3	2	0	3	1	0	1	0	1	3	2	1	0	4	1	1	24
Other	3	12	8	11	12	1	1	0	0	8	0	14	1	13	5	0	8	23	6	126
People	3	13	9	16	17	0	12	3	0	15	0	18	2	17	9	1	6	24	7	172
Unknown	0	4	3	7	10	2	2	0	0	5	0	10	2	0	7	2	1	5	5	65
W/S	11	32	26	58	39	2	12	7	7	38	3	39	8	34	17	5	34	53	24	449
NAE	7	29	6	37	17	7	17	0	4	3	0	22	1	10	16	2	13	34	11	236
WAR	12	49	14	71	29	5	19	0	9	27	0	30	3	15	11	2	14	50	19	379
AC	0	5	3	13	13	2	13	0	1	2	0	16	5	3	6	1	2	27	5	117
AB	0	5	2	12	6	1	3	0	2	8	0	8	1	6	2	1	5	7	5	74
Total	66	487	157	611	382	47	262	29	39	218	14	426	53	231	165	21	291	706	226	4,431

Key:

GD = Gangster Disciples

W/S = White Supremacist

NAE = New Aryan Empire

WAR = White Aryan Resistance

AC = Aryan Circle

AB = Aryan Brotherhood

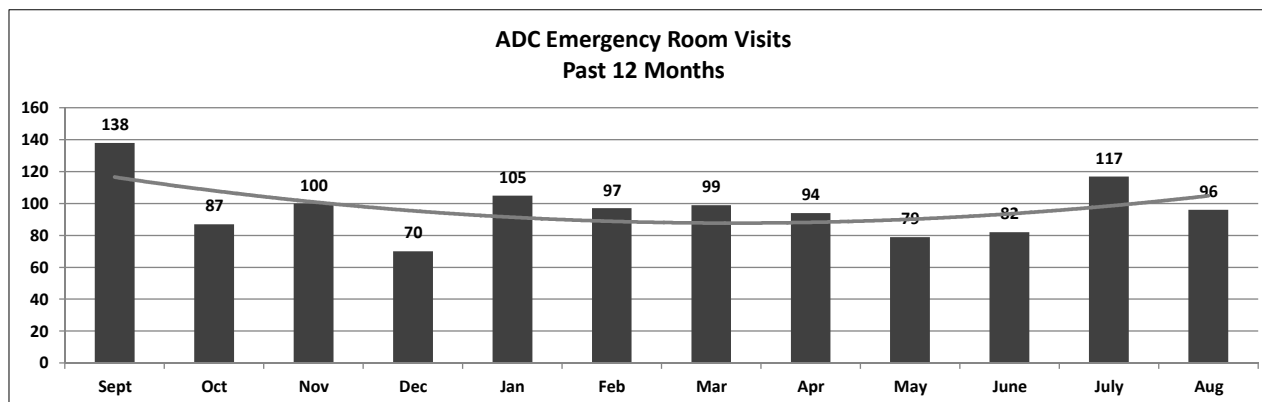
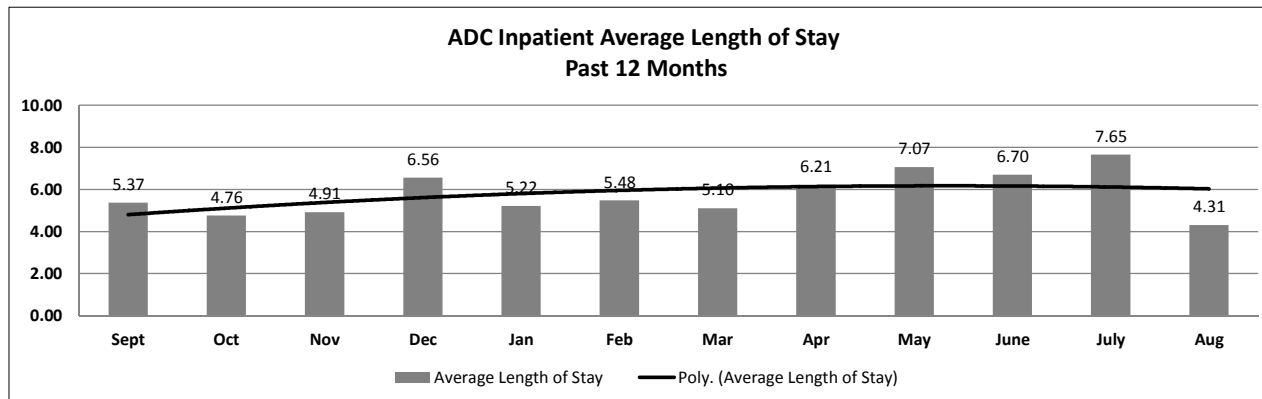
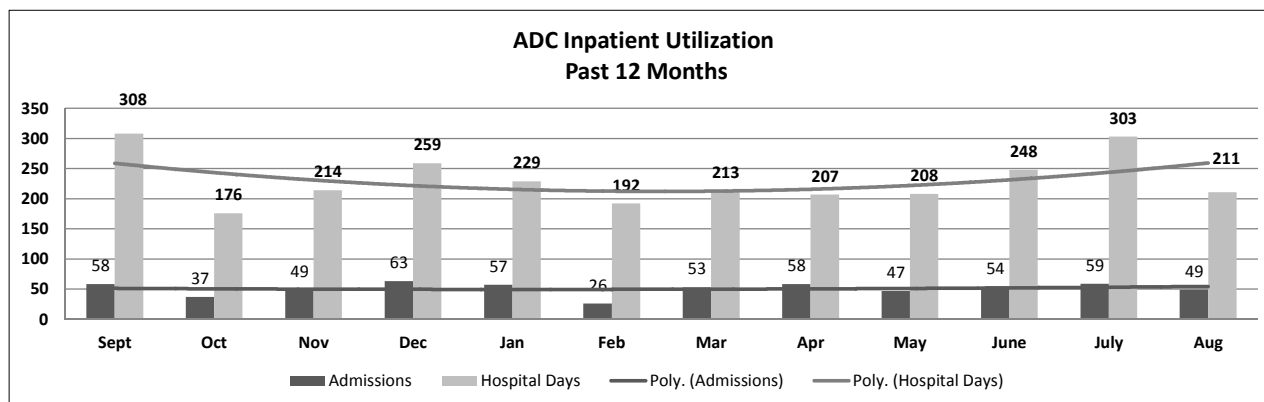
ADC INPATIENT AND EMERGENCY ROOM UTILIZATION

ADC Inpatient Statistics Past 12 Months

	2017				2018								Average
	Sept	Oct	Nov	Dec	Jan	Feb	Mar	Apr	May	June	July	Aug	
Admissions	58	37	49	63	57	26	53	58	47	54	59	49	50.8
Hospital Days	308	176	214	259	229	192	213	207	208	248	303	211	230.7
Average Length of Stay	5.37	4.76	4.91	6.56	5.22	5.48	5.10	6.21	7.07	6.70	7.65	4.31	4.54

ADC ER Visits Past 12 Months

	2017				2018								Average
	Sept	Oct	Nov	Dec	Jan	Feb	Mar	Apr	May	June	July	Aug	
Emergency Room Visits	138	87	100	70	105	97	99	94	79	82	117	96	97.0



MEDICAL GRIEVANCE BOARD REPORT – AUGUST 2018

Unit	Acknowledged/ Received	Rejected	Reviewed & Signed by Dep Director	With Merit	With Merit, but Resolved	% With Merit	Without Merit
Benton	0	0	0	0	0	0%	0
Bowie Co.	0	0	0	0	0	0%	0
CMU	0	0	0	0	0	0%	0
Cummins	6	2	5	0	0	0%	5
Delta	2	2	1	0	1	100%	0
EARU	19	10	18	3	1	22%	14
EARU Max	36	8	19	5	0	26%	14
Ester	2	1	3	1	0	33%	2
Grimes	7	0	6	0	0	0%	6
Hawkins	1	2	0	0	0	0%	0
McPherson	8	4	3	0	0	0%	3
MCWRC	0	0	0	0	0	0%	0
MSU	30	1	21	1	0	5%	20
North Central	5	4	2	1	0	50%	1
NWAWRC	0	0	0	0	0	0%	0
Ouachita	24	7	9	2	0	22%	7
Pine Bluff	3	0	0	0	0	0%	0
Randall Williams	1	1	0	0	0	0%	0
SNN	0	0	0	0	0	0%	0
TRCC	0	0	0	0	0	0%	0
Tucker	5	4	4	2	0	50%	2
Varner	21	1	12	0	0	0%	12
Varner S Max	23	5	16	0	0	0%	16
WRU	5	1	5	1	0	20%	4
WHM	1	0	0	0	0	0%	0
WWR	0	0	0	0	0	0%	0
TOTAL	199	53	124	16	2	15%	106

CHAPLAINCY

Monthly Report for: August 2018	BENTON	CUMMINS	DELTA REGIONAL	EAST ARKANSAS	EAST ARKANSAS MAX	ESTER	GRIMES	HAWKINS	MAXIMUM	MCPHERSON	NORTH CENTRAL	OUACHITA RIVER	PINE BLUFF	RANDALL L. WILLIAMS	TUCKER	VARNER	VARNER MAX	WRIGHTSVILLE	TOTAL
Services Chaplains Oversaw																			
Christian																			
Population	4	10	10	3	0	3	5	11	3	3	13	4	3	11	9	3	0	5	100
Segregation	0	0	0	0	0	0	0	0	0	0	0	2	0	0	0	0	0	0	2
Muslim																			
Population	0	3	3	1	0	1	5	1	1	4	1	5	0	6	0	4	0	2	37
Segregation	0	0	0	0	0	0	0	0	0	0	0	0	0	0	0	0	0	0	0
Total Services																			139
Volunteers in Charge																			
Protestant	22	14	12	26	0	15	9	21	18	17	0	9	12	4	20	17	7	34	257
Catholic	0	1	0	4	0	1	2	1	2	3	4	5	1	1	1	2	4	4	36
Muslim	0	1	0	3	0	0	0	0	1	0	0	7	0	1	2	0	0	4	19
Other	5	2	0	4	0	0	0	2	9	8	0	12	0	0	0	0	0	1	43
Baptism	0	1	0	19	0	0	0	8	0	33	0	2	0	0	4	0	0	1	68
Marriages																			
	0	1	0	0	0	0	0	0	0	0	2	2	0	0	0	0	0	0	5
Distributed by Chaplains																			
Greeting Cards	15	21	25	0	0	175	91	250	47	628	48	200	225	14	66	0	0	0	1,805
Bibles, Quran, Torah, Etc.	20	40	40	17	26	50	22	30	24	36	180	500	10	8	20	0	0	17	1,040
Study Course	150	7	15	4	7	80	6	5	22	77	0	165	0	12	1	0	0	0	551
Writing Supplies	15	22	0	0	0	40	10	200	47	9	0	200	0	0	5	0	0	0	548
Literature	50	987	625	672	513	450	77	0	435	238	350	500	205	27	20	0	0	223	5,372
Chaplain's Visits																			
Barracks	27	53	74	8	0	21	116	25	82	15	97	300	92	22	345	68	0	24	1,369
Approximate Hours Spent in Barracks	12	37	23	4	0	116	3	6	30	20	49	72	18	45	86	2	0	16	539
Inmate Office visits	24	39	119	97	0	55	124	58	14	60	66	315	46	256	380	30	0	34	1,717
Other Office visits	43	11	12	26	0	20	16	15	10	20	15	150	12	31	40	24	10	11	466
Hospital	0	1	1	0	0	0	0	0	0	0	0	79	0	9	0	0	0	0	90
Infirmity/Sick Call	0	10	3	4	0	6	21	5	5	8	2	49	4	10	7	4	2	3	143
Restrictive/Punitive Housing	0	9	8	0	18	0	11	4	26	24	4	69	8	10	6	0	20	4	221
PC - DRU	0	0	3	0	0	0	0	0	0	0	0	0	0	0	0	0	0	0	3
Visitation Days	0	1	2	0	0	1	0	0	0	0	3	2	0	0	0	0	0	1	10
Volunteer Visits																			
RCV	6	0	3	0	0	0	2	4	28	25	0	56	0	52	18	0	0	1	195
OCV	3	26	23	28	112	52	0	98	50	25	27	48	81	21	206	10	10	32	852
Spiritual Advisor	0	2	0	1	0	0	0	1	0	0	0	10	0	0	4	0	0	0	18
CRA	35	36	23	114	9	34	21	56	56	37	63	87	18	70	182	9	12	38	900
Religious Volunteer Hours																			
Volunteer Hours	133	72	118	268	20	210	363	201	375	133	348	871	422	122	951	128	128	140	5,003
DENOMINATIONAL/VOLUNTEER CHAPLAIN HOURS	47	72	4	22	0	152	13	118	29	146	139	101	15	70	175	36	32	18	1,189
Total Volunteer Hours																			6,192
Other Activities of Chaplain																			
Counseled Employees	7	7	10	2	0	10	2	6	3	30	10	65	8	12	2	20	10	6	210
Orientation Sessions	0	4	1	0	0	1	3	0	0	2	1	4	0	0	0	0	0	0	16
Free World Devotions	0	0	0	7	0	8	7	0	0	2	0	10	12	10	4	0	0	0	60
Spoke in Churches	5	9	0	12	0	10	10	2	0	2	0	6	12	10	3	6	0	1	88
Crisis Intervention Sessions	2	20	2	0	0	14	1	8	0	12	3	15	13	7	10	10	4	5	126
Marriage Counseling	2	1	0	2	0	0	0	0	0	0	2	4	0	0	2	0	0	1	14
Denominational Meeting	0	2	0	2	0	1	0	1	2	0	0	1	1	0	0	0	0	1	11
Chaplain's Meeting	0	2	1	1	0	1	1	0	1	1	1	2	1	1	1	3	0	1	18
Volunteer Training Session	0	0	4	0	0	1	0	3	1	0	0	2	0	0	0	0	0	1	12
Choir Trip	0	0	0	0	0	0	0	0	0	0	0	0	0	0	0	0	0	0	0
Chaplain Transfers																			
	0	0	0	0	0	0	0	0	0	0	0	0	1	0	0	1	0	0	2
Chaplain Promotions																			
	0	0	0	1	0	0	0	0	0	0	0	0	0	0	0	0	0	0	1
PAL PROGRAM																			
Enrolled at start of month	0	47	19	48	0	30	48	30	18	56	23	33	0	33	48	55	0	27	515
Enrolled during the month	0	6	3	0	0	0	5	1	2	37	5	7	0	1	23	5	0	5	100
Removed From PAL Program																			
# Paroled	0	0	0	0	0	0	0	2	1	7	0	1	0	1	3	2	0	2	19
# Completed	0	3	0	0	0	0	2	0	1	1	0	0	0	0	4	1	0	1	13
# Withdrew	0	2	0	0	0	0	0	3	1	2	0	3	0	0	2	0	0	5	18
# Removed	0	1	0	0	0	0	1	0	2	1	3	0	0	3	0	4	0	0	15
# Transferred	0	0	0	1	0	0	0	0	1	6	0	3	0	2	4	0	0	1	18
Total Removed from PAL Program	0	6	0	1	0	0	3	5	6	17	3	7	0	6	13	7	0	9	83
Total Enrolled at the End of the Month	0	47	22	47	0	30	50	26	14	76	25	33	0	28	58	53	0	23	532
Volunteers In PAL																			
	0	12	2	11	0	6	28	64	7	39	5	10	0	4	9	3	0	3	203
Special Events:																			
	3	2	2	5	2	3	1	3	2	3	4	3	2	1	3	2	2	2	45

MONTHLY PURCHASING REPORT – AUGUST 2018

PURCHASE ORDERS OVER \$10,000.00					
VENDOR	DESCRIPTION	LOCATION	PO#	PURCHASE AMOUNT	FUND
Greenway Equipment Inc	Round Silage Baler	Cummins/Farm	4501820232	\$43,754.65	Farm Budget
Miller Bowie Supply/Com	Feed for Dairy Calves & Swine	Cummins/Farm	4501820270	\$18,365.60	Farm Budget
US Foods Inc	Heated Food Cabinet	Varner	4501820409	\$11,175.78	Work Release
William R Hill & Co Doug Waldmann	Food Purchases	Central Warehouse	4501820377	\$193,852.48	Operational Budget
Associated Packaging Inc	Milk Packaging Film	Cummins Creamery/Farm	4501820190	\$19,536.00	Farm Budget
Woodbury Beach Co	Boiler Heating Coil	Construction/Maintenance	4501819976	\$15,677.75	Operational Budget
Green & Chapman LLC	Fuel-Diesel	Cummins/Farm	4501815531	\$33,217.28	Farm Budget
William A Harrison Inc Harrison Energy	HVAC Unit for Gym	Wrightsville/Maintenance	4501819788	\$41,726.13	Operational Budget
Arkansas Correctional Industries	Clothing, Linens, Jackets	Ester	4501819974	\$32,241.55	Ester Unit Exp
Miller Bowie Supply/Com	Feed for Beef	Cummins/Farm & Wrightsville/Farm	4501820798	\$27,324.00	Farm Budget
CVK Enterprises Inc	Tilting Skillet Braising Pan	Cummins/Maintenance	4501820763	\$20,385.70	Work Release
Arkansas Correctional Industries	Clothing	Ouachita	4501820756	\$86,470.45	Operational Budget
Goaltex	Shoes	Ouachita	4501820664	\$71,828.02	Operational Budget
Printing Papers Inc	Paper	Central Warehouse	4501820684	\$28,108.08	Operational Budget
Green & Chapman LLC	Fuel-Unleaded & Diesel	EARU	4501816085	\$10,674.77	Operational Budget
Helena Chemical Company	Herbicide	Cummins/Chemical Shed	4501821142	\$24,570.00	Farm Budget
Wholesale Electric Supply Inc	Lighting Supplies	Varner/Construction	4501821039	\$16,717.43	Telephone Funds
WW Grainger Inc	Lighting Supplies	Varner/Construction	4501821012	\$16,640.26	Telephone Funds
Bob Barker Company Inc	Clothing	Ouachita	4501820834	\$21,258.71	Operational Budget
Bob Barker Company Inc	Clothing	North Central	4501820875	\$11,956.31	Operational Budget
Arkansas Correctional Industries	Boots	North Central	4501820876	\$12,855.02	Operational Budget
RGB Mechanical Contractors Inc	HVAC Parts & Repair	McPherson/Industry	4501821015	\$10,118.75	Industry Budget
Consolidated Electrical Distributor Inc	Lighting Supplies	Ouachita/Maintenance	4501821272	\$10,310.49	Operational Budget
Wholesale Electric Supply Inc	Lighting Supplies	Tucker/Maintenance	4501821508	\$10,923.01	Operational Budget
Westrock Coffee LLC	Coffee & Tea	Grimes	4501821891	\$12,440.00	Industry Budget
Arkansas Correctional Industries	Jumpsuits	Cummins/Commissary	4501821668	\$12,437.23	Operational Budget
Arkansas Correctional Industries	Field Jackets	Cummins/Commissary	4501821663	\$24,118.71	Operational Budget
Fastenal Co	Monitors, Couplings, & Supplies	Construction/Maintenance	4501822045	\$10,281.88	DOC Existing Fac
Galls LLC	Uniform Shirts	Training Academy	4501823068	\$33,035.90	Operational Budget
Bob Barker Company Inc	Duty Jackets	Training Academy	4501823083	\$10,343.47	Operational Budget
Servicewear Apparel	Uniform Pants	Training Academy	4501823079	\$19,720.30	Operational Budget
Cruse Uniforms and Equipment Inc	Body Armor	Training Academy	4501823091	\$68,797.30	Operational Budget
Cruse Uniforms and Equipment Inc	Ammunition	Ouachita	4501822728	\$17,472.40	Operational Budget
Arkansas Correctional Industries	Clothing, Linens, Boots	Benton	4501822870	\$10,522.82	Work Release
Terco Investments, Terry Ace Hardware	Skylights	Construction/Construction	4501822165	\$12,105.50	DOC Existing Fac
Tabb Textiles Co Inc	Linens-Sheets	Cummins/Industry	4501822214	\$21,793.50	Industry Budget
US Foods Inc	Heated Food Cabinet	Varner	4501823393	\$11,175.78	Work Release
Craftmaster Hardware Co Inc	Cell Door Repair Parts	Construction/Construction	4501823445	\$28,942.74	Telephone Funds
Bespoke Video Production LLC	Video Production Service	Public Services	4501823548	\$26,160.20	Operational Budget
Razor Chemical Inc	Janitorial Supplies	Delta/Janitorial Factory	4501823607	\$18,719.80	Industry Budget
National Food Group	Food Purchases	Central Warehouse	4501823631	\$45,002.60	Operational Budget
Robbins Sales Company Inc	Food Purchases	Central Warehouse	4501823627	\$66,392.48	Operational Budget
Sysco Food Services of Arkansas Inc	Food Purchases	Central Warehouse	4501823620	\$59,122.80	Operational Budget
WW Grainger Inc	Magneto Static Detectors	Emergency Prep/Radio Shop	4501822810	\$31,798.80	Operational Budget
Sysco Food Services of Arkansas Inc	Food Purchases	Central Warehouse	4501823460	\$218,250.00	Operational Budget
William R Hill & Co Doug Waldmann	Food Purchases	Central Warehouse	4501823550	\$37,600.43	Operational Budget
Trane US Inc	HVAC Unit Package	McPherson/Industry	4501823570	\$27,654.04	Operational Budget
Whiteys Truck Center Inc	Auto-Engine & Towing	Wrightsville/ACI Warehouse	4501823598	\$20,412.64	Industry Budget
Punkett Distributing	Red Oak Plywood	Wrightsville/ACI Warehouse	4501824188	\$13,944.00	Industry Budget
Mid South Sales Inc	Off Road Diesel	Cummins/Farm	4501821477	\$71,040.37	Farm Budget
Green & Chapman LLC	Unleaded Fuel & Off Road Diesel	Wrightsville	4501812481	\$19,228.39	Operational Budget
Atlantic Beverage Company	Food-Seasonings	Central Warehouse	4501823768	\$17,547.20	Operational Budget
Green & Chapman LLC	Unleaded Fuel & Off Road Diesel	Grimes	4501822188	\$15,606.40	Operational Budget
Riceland Foods Inc	Soybean Meal for Livestock Feed	Cummins/Farm	4501823898	\$75,168.00	Farm Budget
Arkansas Correctional Industries	Janitorial Supplies	Central Warehouse	4501823743	\$70,491.52	Operational Budget
MJ Kellner	Food-All Purpose Flour	Central Warehouse	4501823706	\$32,283.00	Operational Budget
Southern Aluminum MFG Inc	Round Tables	Tucker/Industry	4501824562	\$10,900.00	Industry Budget
Mity-Lite Inc	Banquet Chairs	Tucker/Industry	4501824554	\$27,135.00	Industry Budget
SHI International Corp	SQL Environment Licensing	Admin East/Information Services	4501824622	\$17,123.00	Operational Budget
Central Laundry Equipment Inc	Commercial Dryer & Installation	Varner/Maintenance	4501824974	\$12,647.38	Operational Budget
Tabb Textiles Co Inc	Fabric, Poplin	Wrightsville/ACI Warehouse	4501825081	\$51,500.00	Industry Budget
Gary R Powell, AG H20	Hayfield Pivot Project Service, Repair	Cummins/Farm	4501819913	\$24,993.47	Farm Budget
Bob Barker Company Inc	Clothing	Ester	4501825280	\$13,346.01	Ester Unit Exp
Helena Chemical Company	Herbicide	Cummins/Chemical Shed	4501825382	\$24,570.00	Farm Budget
Krueger International Inc OEI Division	Chair Kits	Tucker/Industry	4501825085	\$86,353.56	Industry Budget
American Paper & Twine Co	Paper Towels	Central Warehouse	4501825739	\$38,263.37	Operational Budget
William R Hill & Co Doug Waldmann	Food	Central Warehouse	4501825706	\$127,668.69	Operational Budget
Bob Barker Company Inc	Clothing	Grimes	4501825841	\$21,467.50	Operational Budget
Arkansas Correctional Industries	Janitorial Supplies	Central Warehouse	4501825734	\$30,803.38	Operational Budget
Dreamline Mfg Inc	Mattresses	Tucker/Industry	4501825795	\$13,650.00	Industry Budget
HMU Limited Liability Co, Open Plan Syst	Modular Panel Systems	Wrightsville/Industry-Furniture	4501824163	\$32,998.02	Industry Budget
US Foods Inc	Food	Central Warehouse	4501825724	\$89,921.00	Operational Budget
Abbott Supply Company Inc	Well Pump	Cummins/Farm	4501818382	\$12,305.90	Farm Budget
Redwood Toxicology Laboratory Inc	Drug Testing Supplies	Chief Deputy Institutions	4501826276	\$34,100.00	Operational Budget
Razor Chemical Inc	Janitorial Supplies	Delta/Janitorial Factory	4501826459	\$15,171.40	Industry Budget
WW Grainger Inc	Stubby/Hicap Batteries	Emergency Prep/Radio Shop	4501825777	\$12,799.05	Telephone Funds
Green & Chapman LLC	Fuel-Unleaded & Diesel	Ouachita	4501823970	\$10,632.64	Operational Budget
WW Grainger Inc	Package Scanners	North Central & Wrightsville	4501826191	\$46,706.22	Operational Budget
Barnes Paper Co	Egg Cases & Flats	Cummins/Farm	4501826458	\$21,138.48	Farm Budget
US Foods Inc	Food	Central Warehouse	4501817393	\$766,734.78	Operational Budget
Versa Products	Tables	Tucker/Industry	4501827168	\$73,134.00	Industry Budget
Shamrock Meats Inc	Ground Beef	Cummins/Cold Storage	4501827192	\$430,500.00	Farm Budget
McClelland Consulting Engineers Inc	Wastewater Permit Renewal	Cummins/Maintenance	4501827288	\$10,212.50	Operational Budget
Tri-State Electric of Jonesboro Inc	Lethal Fence Repairs	Max/Maintenance	4501820740	\$14,773.60	Operational Budget
WW Grainger Inc	Janitorial Tools & Supplies	Varner	4501826518	\$11,362.09	Operational Budget
Mid South Sales Inc	Fuel-Diesel	Tucker/Farm	4501820069	\$14,941.41	Farm Budget
Beyrli Bitely & Sons Trucking Inc	Hauling Rice	Cummins/Farm	4501826870	\$48,888.00	Farm Budget
US Foods Inc	Food	Central Warehouse	4501820703	\$102,806.40	Operational Budget
US Foods Inc	Food	Central Warehouse	4501823764	\$21,770.00	Operational Budget
JMS Russel Metals Corp	Metal	Tucker/Industry	4501827646	\$20,035.94	Industry Budget
McClelland Consulting Engineers Inc	Wastewater Permit Renewal	Tucker/Maintenance	4501827684	\$10,236.25	Operational Budget
McGhee Transport Inc	Hauling Rice	Tucker/Farm	4501827694	\$38,475.00	Farm Budget
McGhee Transport Inc	Hauling Soybeans	Tucker/Farm	4501827691	\$22,500.00	Farm Budget
Miller Bowie Supply/Com	Feed for Chicken & Dairy Cow	Cummins/Farm	4501827683	\$11,440.00	Farm Budget
Harcros Chemicals Inc	Janitorial Chemicals	Delta/Janitorial Factory	4501827803	\$14,811.90	Industry Budget
Ideal Chemical & Supply Company	Janitorial Chemicals	Delta/Janitorial Factory	4501827801	\$11,180.30	Industry Budget
Green & Chapman LLC	Fuel-Unleaded	Cummins/Commissary	4501825117	\$17,806.33	Operational Budget
LTC Texmac Inc	Sewing Machine, Embroidery Machine	Cummins/Industry	4501828191	\$46,495.72	Industry Budget
Total for Purchases over \$10,000				\$4,414,282.68	
FIRM CONTRACTS OVER \$25,000.00					
VENDOR	DESCRIPTION	UNIT	Contract # P.O.#	PURCHASE AMOUNT	FUND
Total for Contracts				\$0.00	
EMERGENCY PURCHASE ORDERS OVER \$25,000.00					
Total EM Purchases				\$0.00	
Total Purchases				\$4,414,282.68	

PERSONNEL REPORT – AUGUST 2018

UNIT	AUTHORIZED	FILLED	VACANT	% VACANT	HIRED	VOLUNTARY TERMINATION	INVOLUNTARY TERMINATION	RETIREMENT
BENTON (CR05)	77	73	4	5.19%	2	1	0	0
CENTRAL OFFICE (CR01, CR02, CR08 & CR22)	269	250	19	7.06%	1	2	0	0
509 CHAPL ADMIN	28	27	1	3.57%	1	0	0	0
CONSTRUCTION (CR04)	59	57	2	3.39%	1	0	0	0
CUMMINS (CR09)	427	389	38	8.90%	23	6	7	2
DELTA (CR10)	183	175	8	4.37%	8	1	1	0
EAST ARKANSAS (CR12)	365	341	24	6.58%	35	8	10	0
ESTER (CR11)	155	142	13	8.39%	4	2	3	0
FARM (CR29)	61	54	7	11.48%	0	1	0	0
GRIMES (CR27)	244	233	11	4.51%	6	1	4	0
HAWKINS (CR06)	76	74	2	2.63%	4	2	1	0
INDUSTRY (CR07)	52	43	9	17.31%	1	0	0	0
MAXIMUM SECURITY (CR14)	229	182	47	20.52%	29	11	4	0
MCPHERSON (CR28)	230	221	9	3.91%	17	3	4	0
MENTAL HEALTH	182	151	31	17.03%	5	0	0	0
MISS COUNTY (CR15)	38	36	2	5.26%	3	0	0	0
NORTH CENTRAL (CR16)	197	194	3	1.52%	6	5	0	0
NORTHWEST ARK (CR17)	30	29	1	3.33%	1	0	0	0
OUACHITA RIVER (CR30)	466	439	27	5.79%	29	11	6	0
PINE BLUFF (CR20)	169	157	12	7.10%	3	1	1	0
RANDAL L. WILLIAMS (CR13)	145	130	15	10.34%	4	0	1	0
TEXARKANA (CR21)	31	28	3	9.68%	0	1	1	0
TRANSPORTATION (CR32)	102	97	5	4.90%	0	2	0	0
TUCKER (CR23)	199	179	20	10.05%	26	2	2	0
VARNER (CR24)	358	316	42	11.73%	22	3	2	0
WRIGHTSVILLE (CR25)	207	205	2	0.97%	14	2	1	0
TOTAL	4,579	4,222	357	7.80%	245	65	48	2

Term/Hire report run 9/5/18 - PSR created 9/4/18

AR-DOC SECURUS VIDEO VISITATION ACTIVITY TRACKER - AUGUST 2018

AR-DOC SVV Activity Tracker

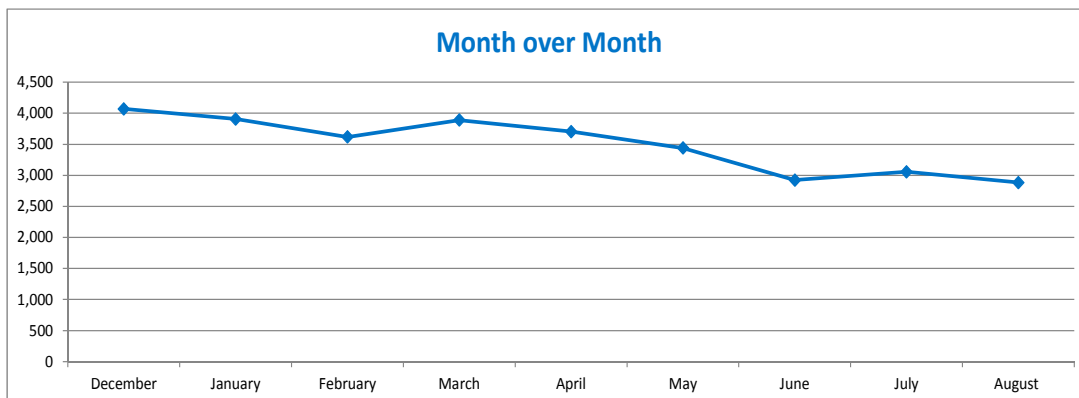
Total ADP: 15,586

All sites have been deployed

Total Visits by Month	December	January	February	March	April	May	June	July	August
Total (Includes SuperMax)	4,071	3,909	3,618	3,890	3,705	3,441	2,923	3,057	2,885
Target Objective*	15,586	15,586	15,586	15,586	15,586	15,586	15,586	15,586	15,586

*Targets determined by vendor.

Anywhere Visitation Performance:



Completed Visits

Site	Current Month	Previous Month
Cummins	201	219
Pine Bluff Re-Entry	0	0
Benton	162	148
State Police Barracks	17	19
NW Arkansas WRC	20	10
Varner Unit	170	217
Texarkana Regional	9	33
Mississippi County WRC	11	14
Randall L. Williams	237	213
Pine Bluff Complex	109	112
McPherson	208	233
J Aaron Hawkins Sr.	98	93
Ester	146	154
East Arkansas Regional	322	363
North Central	194	176
Grimes	262	272
Tucker Unit	117	148
Delta Regional	214	207
Tucker Max	32	42
Quachita River	210	244
Wrightsville Unit	146	140
Total:	2,885	3,057

Missed by Inmate

Site	Current Month	Previous Month
Cummins	22	16
Pine Bluff Re-Entry	0	0
Benton	15	4
State Police Barracks	0	1
NW Arkansas WRC	2	5
Varner Unit	17	17
Texarkana Regional	4	0
Mississippi County WRC	1	3
Randall L. Williams	21	6
Pine Bluff Complex	19	1
McPherson	22	9
J Aaron Hawkins Sr.	3	3
Ester	10	3
East Arkansas Regional	27	26
North Central	23	9
Grimes	20	14
Tucker Unit	6	4
Delta Regional	10	6
Tucker Max	5	7
Quachita River	27	15
Wrightsville Unit	14	4
Total:	268	153

AR-DOC LEASED TABLETS - AUGUST 2018

Facility Name	ADP	Leased	Total
AR DOC	17,139	2,300	3,651
AR DOC - Benton Unit	-	68	79
AR DOC - Cummins Unit	-	249	352
AR DOC - Delta Regional Unit	-	73	125
AR DOC - East Arkansas Regional Unit	-	144	246
AR DOC - Ester Unit	-	72	224
AR DOC - Grimes Unit	-	146	228
AR DOC - J Aaron Hawkins Sr Center For Women	-	81	165
AR DOC - Mcpherson Unit	-	209	324
AR DOC - Mississippi County Work Release Center	-	35	46
AR DOC - North Central Unit	-	118	201
AR DOC - Nw Arkansas Work Release Center	-	42	52
AR DOC - Ouachita River Unit	-	212	337
AR DOC - Pine Bluff Re-Entry Center	-	9	11
AR DOC - Pine Bluff Unit	-	63	76
AR DOC - Randall L Williams Facility	-	86	126
AR DOC - State Police Barracks	-	18	22
AR DOC - Texarkana Region Correction Center	-	19	31
AR DOC - Tucker Maximum Security Unit	-	74	117
AR DOC - Tucker Re-Entry Center	-	0	63
AR DOC - Tucker Unit	-	156	227
AR DOC - Varner Unit	-	250	357
AR DOC - Wrightsville Unit	-	176	242

CONSTRUCTION BUDGET / STATUS REPORT - SEPTEMBER 25, 2018 — [Page 1 of 2]

Fund	Project Description	Total Projected	Budget	Available Funds	\$ % Complete	Construction % Complete	Notes
7004810	Cummins Poultry Houses	\$ 5,939,547	\$ 6,100,000	\$ 160,453	97%	98%	Plans to correct ramp problem by JBP, looking at changing forklifts.
7004819	ESTER - Phase 1	3,878,954	4,000,000	121,046	97%	100%	Infirmary construction complete. Repairs to existing electrical for generator completed. Installing cameras. Parking Lot in design. ADFA bonds turned back on Phases 1 & 2 1A
700481A	ESTER - Phase 2 1A	1,699,402	5,100,000	3,400,598	33%	100%	
7004820	ESTER - Phase 2 - Kitchen	677,301	677,301	0	100%	100%	
KBR4Q95	ESTER - Phase 3 - General Improvement Fund	2,944,225	4,383,781	1,439,557	67%	98%	
700483A	EARU ISO Rec Yard	265,735	271,430	5,695	98%	100%	Complete
700483A	Varner ISO Rec Yard	180,277	180,953	676	100%	75%	Rec Pens underway
700483A	EARU Max Rec Precast Rec Yard	50,211	659,553	609,342	8%	0%	Plans submitted to DBA for Approval
700483A	Tucker Max Precast Rec Yard	-	1,210,000	1,210,000	0%	0%	Plans being submitted to DBA
700483A	Cummins Precast Rec Yard	-	927,500	927,500	0%	0%	Plans being submitted to DBA
KBR4Q95	Bullpens	175,310	851,999	676,689	21%	50%	22 installed at Varner without doors. One being completed as a demonstration.
KBR4Q95	13 & 15 Barracks Door Revisions	106,656	174,000	67,344	61%	55%	All doors have been installed in 13 Barracks.
7004815	ORCU- Chapel	230,418	233,000	2,582	99%	100%	All HVAC installed, Chapel turned over to the Unit for operations.
KBR4Q95	Camera's (New)	680,937	1,248,000	567,063	55%	45%	Cameras ordered, installation underway. Delta complete.
700485A	Integrity Energy Improvements at EARU & Delta	10,081,119	17,020,204	6,939,085	59%	59%	lights (100%), water (90%), compost (90%), & solar (90%), HVAC started.
700486A	Pine Bluff Unit Barracks 9 Renovation	180,345	437,000	256,655	41%	90%	Construction underway, near completion
KBSCW18	McPherson Administration	-	395,439	395,439	0%	0%	Architects prepared Plans, submitted to DBA.
KBSBW18	McPherson Visitation	-	312,430	312,430	0%	0%	
KBSHW18	Tucker Water Treatment	-	1,093,848	1,093,848	0%	0%	
KBSFW18	Max Armory	-	70,000	70,000	0%	0%	to replace existing inadequate Armory.
KBSFW18	Varner Armory	-	68,399	68,399	0%	0%	Plans sent to DBA, comments received.
Telephone Projects							
Maintenance & Operations	Fire Alarm Upgrades (All Units)	7,459	53,000	45,541	14%	12%	on-going
	Gas Stations - Canopy (C/O)	0	-	0	0%	97%	Steel structure completed.
	Stainless Steel - Kitchen/Shower/Restrooms - All Units	0	20,000	20,000	0%	0%	continual need
	Parking Lot - Gravel and Paving - EARU	0	68,000	68,000	0%	0%	Parking lot complete. Working on paving road to State highway, acquiring R.O.W.
	Gates and Fences all units	740	30,000	29,260	2%	0%	to improve security
	ACA Maintenance	92,771	100,000	7,229	93%	90%	seven Units coming up this fiscal year, 2018
	ADA Projects - All Units	0	1,000	1,000	0%	0%	as needed.
	Fast Top Floor Systems (kitchen/laundry/showers all units)	22,887	25,000	2,113	92%	0%	projects as requested as needed. ACA audits initiate some projects. ORCU to complete 10/5.
	Camera Equipment - All Units	93,688	175,000	81,312	54%	40%	cameras as requested/approved.
	Lock/Riot Gates - All Units	74,919	90,500	15,581	83%	50%	on-going.
	AC Units-All Units	50,764	100,000	49,236	51%	42%	repairing & replacing daily.
	Subtotal	\$ 343,228	\$ 662,500	\$ 319,272			
FY19 Carry Forward	Metal Ceilings	0	25,000	25,000	0%	0%	Max Barracks 2 complete.
	ORCU Gravel Pit Operations	3,985	35,000	31,015	11%	100%	on-going. Elect upgrades complete, crusher operating.
	Dog Kennel/Horse Stable Malvern	0	48,000	48,000	0%	0%	Plans are at DBA for Review/Approval.



CONSTRUCTION BUDGET / STATUS REPORT - SEPTEMBER 25, 2018 — [Page 2 of 2]

Fund	Project Description	Total Projected	Budget	Available Funds	\$ % Complete	Construction % Complete	Notes
FY19 Carry Forward	Emergency Generator - All Units	77,943	100,000	22,057	78%	0%	EARU generators ordered, preparing site. Wrightsville Infirmary is next.
	Roof Repairs-Cummins	0	189,700	163,670	14%	0%	Prepared large order for multiple Units. Worked on the Cummins roof, moved to the Max roof, moved to ORCU, now back at the Max, 122 of 196 skylights installed. Office of State Procurement secured a State contract to purchase roofing materials.
	Roof Repairs-Cummins Laundry	0				0%	
	Roof Repairs-East Arkansas	0				0%	
	Roof Repairs-Max	24,302				10%	
	Roof Repairs-Tucker	0				0%	
	Roof Repairs-Varner	1,728				0%	
	Roof Repairs-Wrightsville	0				0%	
	Boiler Repair	15,766	100,000	84,234	16%	100%	continually needing repair
	Subtotal	\$ 123,724	\$ 497,700	\$ 373,976			
New Projects	EARU Sewer lift station	73,299	75,000	1,701	98%	0%	equipment delivered, sched intallation
	Tucker 4 filter & one aeration tank	10,803	500,000	489,198	2%	0%	Plans approved by Health Dept & DBA, preparing bid documents.
	Change media in 7 water filters at Tucker	4,132	6,000	1,869	69%	100%	Filter media changed out in all 7 filters. Bacteriologic tests on Filter 7 passed, all in operation.
	Tucker Barracks 10 covered walkway	0	-	0	0%	0%	Plans being submitted to DBA
	Max manhole	0	-	0	0%	0%	to provide access to a blockage point in sewer
	RLW Sewer relocation 400' + 2 MH	0	34,000	34,000	0%	0%	weekly stoppages, defect in pipe line.
	Additional Metal Fab shop	0	-	0	0%	0%	room to do more metal work
	PB Warehouse Drive replacement	0	95,000	95,000	0%	0%	asphalt drive pot holed
	Subtotal	\$ 88,233	\$ 710,000	\$ 621,767			
	Architect Fees	115,275	30,000	-85,275	384%		
	Total	\$ 670,460	\$ 1,900,200	\$ 1,229,740			

Notes

Report has not been reconciled against Accountings Reconciled Reports.
Tolerance/Deviation is with in 1% of Projected Spending.