



## PUBLIC RELATIONS

### RESEARCH/PLANNING

**June 2018 Admissions and Releases** – Admissions for June 2018 totaled **748** (664-males & 84-females) while releases totaled **590** (506-males & 84 females) for a net increase in-house of **158** Inmates.

**Inmate Population Growth/Projection** – At the end of June 2018, the Jurisdictional Population totaled **17,972** representing a decrease of **106** Inmates since the first of January 2018. Calendar Year 2018 has had an average of **18** inmates per month growth, down from an average growth of **45** inmates per month during Calendar Year 2017.

**Average County Jail Back-up** – The backup in the County Jails averaged **1,579** inmates per day during the month of June 2018 – down from an average of **1,818** inmates per day during the month of May 2018. Of the **1,579** average, short-term revocations averaged **685** (599-males & 86-females) during the month. The Average County Jail Backup for **FY18** was **1,604**, up from **FY17** average of **1,256**.

## LEGAL SERVICES

### PREA

#### **PREA Hotline Data:**

Number of Calls Received	379
Total PREA Issue Calls	11
Total Non-PREA Calls	112
Total Calls Referred to Internal Affairs Division	17
Total Repeat Calls	110
Total Calls with No Message	146
Total Technical Failure Calls	0

### INMATE INSTITUTIONAL GRIEVANCES

**Inmate Formal/Informal Grievances:** During June 2018, there were a total of one thousand eight hundred thirteen (1,813) formal grievances and three thousand seventeen (3,017) informal grievances filed at various units.

**Institutional Grievances Appeals:** There were a total of four hundred eighty-seven (487) appeals of institutional grievances received in June 2018. Four hundred seventeen (417) were acknowledged and seventy (70) were rejected for various reasons. A total of four hundred twenty-one (421) appeals were answered; four hundred eighteen (418) had no merit and three (3) were found with merit.

## INSTITUTIONS

### STTG

The STTG Coordinator, along with K9 officers, assisted BCOT special assignments on June 11th through 14th. The STTG Coordinator taught the BCOT STTG and K9 classes on June 6th, 27th and 28th. The second STTG quarterly meeting of 2018 was held at Administration East on June 19th. The STTG Coordinator also attended security audits at the Pine Bluff Complex on June 7th and the Tucker Unit on the 21st.

### FARM

The beef herd at Cummins weaned calves during the month of June. A total of 371 head were selected to sell, and approximately 100 heifers were retained as potential replacement heifers. The 371 head were divided into four sale lots and sold through Superior Livestock on July 30th. The dairy operation continues to produce milk well above what is needed, even with hot temperatures. While there has been a drop in the amount produced, that is to be expected this time of year.

Produce was harvested from all gardens during the month. Most of the produce was moved into the kitchens to be used as fresh vegetables. Oats were harvested at Cummins during the month to be used as feed for the horses around the state. All farms began irrigating due to hot and dry conditions.

Cummins received less rain than any of the other three farms which delayed some of the soybean planting. All of the crops have been planted on all farms, and managers are working to keep the crops irrigated and sprayed for weed control.

The dry conditions have hampered grass growth and hay production. There is only about 40% of the amount of hay currently available compared to what was available this time last year. A request to cut hay on any area that units might have been mowing was made in an effort to increase production. If the drought conditions continue, options for making up for the lack of hay production will be explored.

**REGIONAL MAINTENANCE HOURS**

Regional Maintenance Hours	June 2018
Benton Unit	6,872
Delta Regional Unit	3,256
East Arkansas Regional Unit	4,356
Grimes Unit	2,288
McPherson Unit	1,128
Mississippi County Work Release	760
North Central Unit	10,736
Ouachita River Unit	2,600
Randall L. Williams Unit	4,776
Texarkana Regional Unit	38
Tucker Unit	3,440
Varner Unit	3,480
Wrightsville Unit	2,013
<b>Total Hours</b>	<b>45,743</b>

**WORK RELEASE RENT REPORT**

Unit	June 2018
Benton Unit	\$95,336.00
Mississippi County Work Release	\$53,210.00
Northwest Arkansas Work Release Center	\$38,352.00
Pine Bluff Work Release	\$29,767.00
Texarkana Regional Unit	\$38,879.00
Wrightsville/Hawkins Work Release	\$18,955.00
<b>Total</b>	<b>\$274,499.00</b>

**WAGE****(Workforce Alliance for Growth in the Economy)**

Unit	Slots	Completed	Discharged	End Count
Delta	24	0	0	24
Ester	30	0	0	30
Hawkins	36	10	7	21
Ouachita River	10	0	0	10
Tucker	17	0	0	15
Wrightsville	36	4	4	16
<b>Total</b>	<b>153</b>	<b>14</b>	<b>11</b>	<b>116</b>

**RANDALL L. WILLIAMS  
JUVENILE EDUCATION PROGRAM**

	Slots	Enrolled	Discharged	End Count
Juveniles*	20	13	1	12

\*Juveniles are transferred from the program once they reach the age of eighteen (18). The Juvenile count changes based on new commitments. During the month, one (1) inmate was on punitive and there were four (4) new commitments.

**ADMINISTRATIVE SERVICES****BUDGET SECTION UPDATE**

No Act 715 cases were held in June.

**PROCUREMENT SECTION UPDATE****No Current Bids****Contracts Awarded by OSP:**

- Work Release Uniform Services (various units)
- Metal Building/Cummins School

**Renewed Contracts/OSP:**

- Waste Services – Cummins/Varner
- Waste Services – Tucker Complex
- Waste Services – Benton
- Flour – Central Warehouse

**Procurement/Contracts Report (required by policy)–**

For June 2018, Purchase Orders and Contracts in excess of \$10,000 amounted to \$2,605,452.44. Of this amount, \$340,298.38 was for Inmate Care and Custody-related items (food, shoes, clothing, etc.). Bulk fuel costs for the month of June were \$107,512.21 – average cost of E-10 was \$2.36/gallon; average cost for bulk diesel was \$2.40/gallon.

**HUMAN RESOURCES UPDATE**

**Workplace Safety** – During the month of June, the modified version of the Health and Safety Plan was presented to three (3) Basic Training classes with a total of two hundred sixty-two (262) cadets in attendance.

Sixty-nine (69) incidents were reported to the Company Nurse in June, bringing the total of reported incidents to four hundred twenty (420) in 2018.

**Benefits** – OPM has approved the following raises for 2018 performance evaluations: one percent (1%) for the *Development Needed* category, three-and-one-quarter percent (3.25%) for a *Solid Performer* rating, four-and-one-quarter percent (4.25%) for a *Highly Effective* rating, and five-and-one-quarter percent (5.25%) for a *Role Model* rating. The approved increases will become effective on the July 20, 2018, payroll.

There were eighty-nine (89) FMLA requests processed during the month; eighty-six (86) were approved and three (3) denied. A total of eleven (11) catastrophic leave requests were received; four (4) were approved and seven (7) are pending. Shared Leave has been repealed by OPM.

**HUMAN RESOURCES UPDATE, *continued***

**Physical Assessments** – A total of two hundred seventy (270) applicants and incumbent personnel were assessed during June. Seventy-seven (77) incumbent personnel successfully passed their physical assessments, and one (1) did not. That person rescheduled and passed after being released by a physician. One hundred ninety-one (191) applicants successfully passed their physical assessments, and one (1) did not. That applicant rescheduled and passed after being released by a physician.

**Employment** – Facebook results for June showed a total of six thousand forty-four (6,044) “likes” of our page, an increase of 125 from the previous month. Human Resources and the Public Information Office are working to expand the department’s use of social media for employee recruitment.

**ADC Human Resources personnel attended the following Job Fairs in the month of June:**

Date	Unit	Location
6/4/18	EARU	Workforce – Forrest City
6/5/18	EARU	International Cold Storage – Southaven, MS
6/6/18	Grimes	Workforce – Paragould
6/6/18	McPherson	Workforce – Paragould
6/9/18	Delta	Forward Fest – Pine Bluff
6/9/18	Tucker	Forward Fest – Pine Bluff
6/11/18	Grimes	Workforce – Searcy
6/11/18	McPherson	Workforce – Searcy
6/13/18	Tucker	Pine Bluff Convention Center
6/14/18	Grimes	Goodwill – Batesville
6/14/18	McPherson	Goodwill – Batesville
6/15/18	Varner	Workforce Services Bus – Star City
6/21/18	Grimes	Goodwill – Newport
6/21/18	McPherson	Goodwill – Newport
6/22/18	MAX	Little Rock Job Corps
6/22/18	Ouachita	Brickfest – Malvern
6/22/18	EARU	East AR Unit
6/28/18	EARU	Workforce – Marianna Water Dept.

A total of two thousand three hundred eighty-three (2,383) applications were received during June. Seventy-eight (78) Non-Security applications and one hundred sixty-eight (168) CO I applications were processed. Two hundred thirty-six (236) Correctional Officers were hired, and thirty-seven (37) Correctional Officers were rehired. (Applicants starting BCOT on June 4th were processed in May.)

**Vacancies, Hires, and Terminations –**

During the month there were a total of five hundred fifteen (515) security and non-security vacancies, two hundred ninety (290) new hires, one hundred twenty-five (125) terminations, and two (2) retirements throughout the department.

**ADMINISTRATIVE SERVICES DIVISION  
MONTHLY REPORTS INCLUDE:****Gifts, Grants and Donations:**

Donations made in the month of June totaled \$1,443.00. (444 pounds of strawberries)

The **Inmate Welfare Fund** balance on June 30, 2018 was \$6,952,009.46.

The **PAWS in Prison Fund** total on June 30, 2018 was \$210,233.14. ADC Account (7004822/Donations) balance was \$19,159.55, ADC Account (NDC0500/Recycling) balance was \$103,103.09, and the ADC Paws in Prison Non-Profit account (Quickbooks) balance was \$87,970.50.

**INFORMATION TECHNOLOGY****SECURUS VIDEO VISITATION (SVV) PROJECT:****SVV Dog Kennel Installations:**

- **Cummins Unit** – Installation is still pending.

**Inmate Video Visits:**

During the month of June, a total of two thousand nine hundred twenty-three (2,923) video visits were completed, and a total of one hundred forty-four (144) were missed by inmates.

**SECURUS TABLET PROJECT:****Good Grid –**

The Good Grid application has been re-activated on inmate tablets. The app was deactivated a few days after a breach was found that was allowing internet access to inmates.

**Installation Report –**

At the end of June, there were two thousand one hundred thirty-three (2,133) leased tablets active throughout the department.

**IT/eOMIS ACTIVITIES FOR JUNE:**

**CTA** – Charles Bass, Joy Taylor, and Nick Bradley attended the 2018 Corrections Technology Association conference in Daytona, Florida.

**VOIP** – VOIP was implemented at the Mississippi County Work Release Center on June 18th. Cutover to VOIP phone service at the Randall L. Williams and Pine Bluff Units is tentatively scheduled for July 11th and 12th.

**Citrix** – Law Library thin client replacements have been completed. QuickBooks replacements have been configured and are ready to be deployed.

**Zoom (Security for Non-Security Training by Video Conference for Medical Personnel)** – The first class was completed on June 26th with no issues.

## INFORMATION TECHNOLOGY, *continued*

**Pentaho** – Charles Bass wrote an SQL and created a Pentaho interactive report for “Biometric Log Per Unit” to provide a quick view of biometric entries with sort ability by need. He also created an interactive report for “Offender Last Photo Date.”

**Mental Health Social History** – IT staff members conferenced to discuss the revision of the Mental Health Social History form that will be used to calculate offenders’ needs. During the conference, additional questions and requirements to be completed by staff members during the intake process were identified. The pilot of the revised form will begin at ADC on June 26th.

**Network** – Black box equipment at Wrightsville that was between maintenance and Sally Port was replaced with Meraki access points, restoring connection after failure. The equipment was added to the Meraki dashboard.

**Replication and Backups** – The server team tested both processes during June with no problems.

**Training** – Staff attended the following online training events that were made available by Microsoft licensing during the month:

- Server 2016
- SharePoint
- Office 365
- SCCM – System Center Configuration Manager

## TRAINING ACADEMY - JUNE 2018

### **BASIC TRAINING DIVISION –**

Instructor David Farrier’s **BCOT Class 2018-F** graduated on June 1st with 38 cadets. The Willis H. Sargent Award winner was Amanda McBrine of the North Central Unit. Claudia Harris, Deputy Warden of the Wrightsville Unit, served as the guest speaker.

Under the direction of Instructors Kathy Lowery and Bryant Dallas, **BCOT Class 2018-G** graduated on June 22nd with 106 cadets. Roy Porter of the Cummins Unit and Amoson Bryant of the East Arkansas Regional Unit received Willis H. Sargent Awards. Assistant Director Jim DePriest served as the guest speaker.

### **IN-SERVICE DIVISION –**

**ServSafe**, held June 1st, is a training program taught by certified instructors through the National Restaurant Association which helps attendees understand food safety risks faced by the agency and ways to avoid them.

**Correctional Security for Non-Security** is required for all newly hired non-security personnel and for rehires that have been away less than a year, as well as volunteers. The 8-hour version, intended for those serving in volunteer capacities, was held June 14th. The 16-hour classroom instruction for ADC staff members was held June 26th-27th.

**Management Level II** was held June 18th-20th. It is the second level course of supervisory training and is intended for lieutenants and non-security supervisory staff. Focal points on this course include learning the role of supervisors in Correct Care Solutions, PREA for Supervisors, and Rethinking Retention.

**Suicide Awareness and Intervention Webinar** was conducted June 20th-21st with twenty (20) participants. This class introduces employees to the importance of being aware of suicidal symptoms and provides the necessary tools to intervene when suicidal tendencies are revealed to them.

**Ethics 360** was held on June 25th. The focus of this class is to provide a clear definition of ethics and how it impacts an organization.

### **eCADEMY –**

During the month of June 2018, one thousand and fifteen (1,015) ADC employees completed a total of 16,296.25 hours of eCADEMY training. Approximately 22% of ADC employees completed at least one course during that timeframe, averaging 3.55 hours per staff member. The Computer Lab was open daily for staff wishing to complete online training through eCADEMY.

## **HEALTH/CORRECTIONAL PROGRAMS**

### CHAPLAINCY SERVICES

**All Facilities** – The Islamic Holy Month of Ramadan concluded in mid-June. The Chaplaincy Division, at all facilities, worked with inmates and staff to ensure that the needs of inmates observing Ramadan were met throughout the month. Following the conclusion of Ramadan, the Eid Ul Fitr feast was provided for Islamic inmates at all facilities.

**Benton Work Release** – St. Mark’s Missionary Baptist Church of North Little Rock provided a worship service on June 9th, which was attended by thirty-six (36) inmates. On June 16th, Clemmie Jones Ministries of North Little Rock visited the facility and led a service with thirty-eight (38) inmates in attendance. From June 21st through 24th, Victory Baptist Church of Benton conducted revival services, which were attended by nineteen (19) church members and one hundred thirty (130) inmates. Six (6) inmates expressed decisions for salvation. On June 30th, the chapel hosted a movie-viewing event of which thirty-two (32) inmates participated.

**Delta Regional Unit** – Bikers IV Jesus conducted a three-day event from June 8th through June 10th. The volunteers visited throughout the barracks, led worship gatherings, and held a yard event that allowed inmates to view the motorcycles. Between all of the activities, nearly all DRU inmates participated in the event. Six (6) representatives of Gideon’s International visited on June 23rd. They spoke with men throughout all barracks and distributed new Bibles to all who wanted one.



**CHAPLAINCY SERVICES, continued**

**Grimes Unit** – The first Kairos event at Grimes Unit ran from June 28th through 30th. Twenty-four (24) inmates completed the full event.

**Maximum Security Unit** – Buddhist inmates had the opportunity to participate in a Refuge Ceremony on June 13th. Chaplain Bourgeois partnered with Little Rock Job Corps at an event on June 22nd that yielded eleven (11) applicants for ADC positions.

**McPherson Unit** – A Kairos event from June 6th through 10th utilized the help of twenty-nine (29) volunteers as thirty (30) inmates completed the full schedule of activities.

**North Central Unit** – The Mattingly Family Singers performed for the NCU inmates on June 7th. Seventy-eight (78) inmates attended the concert.

**Ouachita River Correctional Unit** – The Christian Motorcyclist Association (CMA) conducted services, yard events, and housing visitation on June 14th through 16th. A total of four hundred sixty-three (463) inmates attended the CMA gatherings.

**Wrightsville-Hawkins Complex (Pathway to Freedom included)** – The Wrightsville Chapel hosted a Father's Day event on June 17th. Three (3) volunteers spoke to the one hundred-forty (140) inmates who attended.

**ACCREDITATION**

ACA file reviews were conducted during June for the Varner Unit, Texarkana Regional Correctional Center (TRCC), and Pine Bluff Complex (PBC) in preparation for the Varner audit scheduled for October 2018 and PBC and TRCC in 2019.

**ACA Internal Audits Completed:**

6/4–6/8 Varner File Review  
 6/11–6/14 Pine Bluff Complex File Review  
 6/18–6/19 Pine Bluff Complex File Review  
 6/25–6/27 TRCC, Train New ACA Manager

**Classes Taught:**

6/6 Training with new Center Supervisors on ACA, Misty White and Shelli Hamilton  
 6/15 Training with new Deputy Warden on ACA, Steven Ricketts  
 6/20 Training Academy (ACA)  
 6/21 Training Academy (ACA)

**Fire/Safety and Sanitation independent audits conducted by the Fire and Sanitation Coordinator:**

6/25–6/26 TRCC Audit Prep  
 6/27–6/29 Varner Audit Prep

**VOLUNTEER SERVICES****Total Number of Volunteer Hours for June 2018:**

Unit/Program	Hours
Delta Unit	3
East Arkansas Regional Unit	8
Mississippi County Work Release	12
North Central Unit	4
Northwest Arkansas Work Release	14
Ouachita River Correctional Unit	8
Pine Bluff Complex	10
Varner	9
PAWS	16
Think Legacy	189
Religious Services/Chaplaincy	5,060
<b>Total Hours</b>	<b>5,333</b>

**PROGRAM SERVICES****Sex Offender Treatment Program:**

	Slots	Completed	Removed	Clients
RSVP	238	0	5	238
SOFT	30	0	0	16
<b>Total</b>	<b>268</b>	<b>0</b>	<b>5</b>	<b>254</b>

There are eight hundred eighteen (818) males on the waiting list for RSVP and nine (9) females on the waiting list for SOFT within five (5) years of their TE date. Of those, 47 inmates are mandated by the Parole Board. The average time on the waiting list from request is between one (1) and two (2) months for those stipulated. The total on the waiting list, including those not currently within the identified timeframe, is one thousand four hundred sixty-one (1,461) males and ten (10) females. There is one (1) PREA inmate in the program at this time.

**\*The waiting list numbers include inmates that are ineligible due to class or housing status.**

**Therapeutic Community:**

Unit	Slots	Completed	Removed	Clients
Tucker	129*	5	10	135
Wrightsville	45*	3	12	48
McPherson	50*	4	3	52
<b>Total</b>	<b>224</b>	<b>12</b>	<b>25</b>	<b>235</b>

There are two hundred twenty-nine (229) males and nine (9) females on the waiting list within eighteen (18) months of their release date. Of those, eleven (11) are mandated by the Parole Board.

The average time on the waiting list from request is eighteen (18) days.

The total on the waiting list, including those not currently within the identified timeframe, is six hundred nine (609) males and forty-two (42) females.

**\*Denotes transitional beds available at this treatment program. The Tucker Therapeutic Community has one hundred twenty-nine (129) client slots and seven (7) peer counselor slots.**

**Substance Abuse Treatment Program:**

Unit	Slots	Completed	Removed	Clients
Grimes	50*	3	6	50
McPherson	100*	14	7	98
Maximum Security	3	1	0	3
Randall L. Williams	188*	35	16	191
Benton	36	1	2	36
Varner	44	7	7	46
Wrightsville	135*	18	17	149
<b>Total</b>	<b>599</b>	<b>79</b>	<b>55</b>	<b>573</b>

There are two thousand three hundred five (2,305) males and two hundred thirty-six (236) females on the waiting list within eighteen (18) months of their release date. Of those, fifty-one (51) are mandated by the Parole Board.

The average time on the waiting list from request is twenty (20) days.

The total on the waiting list, including those not currently within the identified time frame, is three thousand one hundred eighty-two (3,182) males and three hundred eighty-one (381) females.

**\*Denotes transitional beds available at this treatment program.**

**ORCU Residential Program Unit (RPU):** The RPU at Ouachita had five (5) admissions and six (6) discharges in June for an end-of-month count of one hundred twenty-three (123).

**McPherson Mental Health Residential Program Unit (RPU):**

There were three (3) admissions and two (2) discharges in June, for an end-of-month count of thirty-eight (38).

**Habilitation Program:** The Habilitation Program at the Ouachita River Correctional Unit provided treatment services to 47 inmates during June. There were zero (0) admission and two (2) discharges for an end-of-month count of forty-five (45).

**Restrictive Housing (RH) Anger Management**

**Treatment:** The RH Anger Management Treatment Program at the Cummins Unit provided treatment services to thirty (30) inmates during June. There were zero (0) admissions and zero (0) discharges for an end-of-month count of thirty (30).

**Staffing:** The following Mental Health Services and SATP positions were vacant in May and June:

Positions	May	June
Psychologists	10	10
Social Workers	14	14
Advisors	9	11
Substance Abuse Program Leaders	3	5
Administrative Specialists/Analysts	6	5
Psychological Examiners	2	2

## ADDITIONAL MENTAL HEALTH AND MEDICAL INFORMATION

### Self-Study Classes:

Classes	# of Participants	# Completed	Waiting List
Anger Management	373	295	934
Thinking Errors	354	305	1,038
Substance Abuse Education	103	64	185
Communication Skills	177	144	1,119
Domestic Violence	72	49	380
Victims of Domestic Violence	9	9	33
Stress Management	258	217	1,108
Parenting	232	116	643

### Suicide:

There were ninety-four (94) suicidal threats during June.  
There was one (1) attempt, which did not result in death.

### Outpatient:

There were two thousand eighty-one (2,081) inmates on the mental health medical log at the beginning of June. Mental Health staff conducted the following contacts during June:

Case Management Contacts	2,296
Requests for Interviews	1,454
Testing	2
Intakes	823
Unit Requests	898
Pre-Lockup Reviews	343
Routine Segregation Reviews	1,123
Segregation Rounds	19,554
PREA Evaluations	75
Routine Follow-up	178
834 Requests	29

### County Mental Health Requests:

During June, there were seventy-six (76) requests of a mental health nature received. Fifty (50) inmates were fast-tracked to ADC.

### County Medical Health Requests:

During June, there were three hundred thirty-eight (338) requests of a medical nature received. Three (3) inmates were fast-tracked to ADC.

### Monetary Sanctions:

Sanction reimbursements for May were \$15,650.

### Deaths:

There were seven (7) inmate deaths during the month of June; one (1) was claimed, five (5) were cremated, and one (1) was buried.

### CCS:

See attachment for CCS's report regarding outside beds and emergency room visits.

### Medical Grievances:

In June, there were one hundred sixty-nine (169) appeals of medical grievances received, one hundred sixty-two (162) appeals were answered; fourteen (14) of those were found to be with merit and two (2) with merit but resolved.

## SEX OFFENDER ASSESSMENT

### Assessments Completed:

Risk Level	June	September 1999 through June 30, 2018
Level 1	0	1,179
Level 2	31	7,241
Level 3	19	6,646
Level 4	2	639
Default 3	1	*
<b>Total</b>	<b>53</b>	<b>15,705</b>
*Default Level 3's are included in the total number of Level 3's to date.		

**ACIC Numbers:**

The total number of sex offenders registered from September 1999 through June 2018:

Compliant	7,939
Delinquent ( <i>Did not return address on time</i> )	1,030
Confined	3,160
Out-of-State	3,372
Address Unknown ( <i>Absconded</i> )	225
Deported	175
Incapacitated	80
Out of USA	7
<b>Total</b>	<b>15,988</b>

Due to a change in Arkansas law, deceased offenders no longer remain on the registry. SOCNA was notified by ACIC of eleven (11) offenders removed due to death since 1/1/2018.

**THINK LEGACY**

Unit	Slots	Completed	Removed	Assigned
Cummins	55	2	8	49
Delta Regional	24	0	0	24
East Ark. Regional	50	0	2	50
Ester	107	7	11	86
Grimes	56	7	2	54
Hawkins (♀)	40	0	1	41
McPherson	68	0	1	68
North Central	59	5	1	55
Ouachita River	46	7	0	40
Tucker	55	0	5	59
Varner	49	7	0	48
Wrightsville	48	3	1	49
<b>Total</b>	<b>657</b>	<b>38</b>	<b>32</b>	<b>623</b>

There are one hundred seventy-four (174) males and sixteen (16) females on the Think Legacy waiting list. All Think Legacy applicants are within eighteen 18 months of their TE or discharge date.

The average time on the waiting list is approximately sixty (60) days. There were one hundred eighty-nine and one-quarter (189.25) volunteer hours for the month of June.

Arkansas Securites visited the ORCU Think Legacy Program on June 5th. The Parole Board held a panel for ten (10) prior Think Legacy graduates June 14th. A Think Legacy workshop was held on the 15th for all program facilitators. Dr. Dunsmoor from Colorado instructed Field Leadership classes for the North Central, McPherson, and Ester Units. Dr. Dunsmoor was accompanied by a consultant, Megan Reyes, from North Carolina. Author Susan Burton arrived on June 27th and hosted an event and book signing at the Hawkins, McPherson, and the Wrightsville (Male) Units. Ms. Burton was accompanied by Dance to Be Free's Katherine Shoulders from Colorado.

**PAWS IN PRISON****Currently Enrolled in Training:**

Maximum Security Unit	8
Tucker Unit	6
Hawkins Unit	5
Randall L. Williams Unit	4
Ouachita River Unit	7
North Central Unit	9
<b>Total</b>	<b>39</b>

**Completed Training:**

June 2018	21
YTD 2018	111
Since Inception (Dec. 2011)	1,133
Dogs Currently in Foster: ( <i>Graduated but not adopted</i> )	2



## CONSTRUCTION/MAINTENANCE

### PROJECT UPDATES

#### **Cummins Unit:**

DBA has approved and issued the plans for a new emergency generator. Work is underway on changing the doors in Barracks 13 to solid doors. A contract was awarded to the architect. The design of precast recreation yards began. Surveyors and engineers have completed their survey and taken soil samples. The architect is still working on plans.

#### **Cummins Poultry:**

Generators are tested weekly. A meeting was held with the architect to discuss making changes to the loading ramp for coolers at the chicken houses. A decision on changing the forklift is pending.

#### **Cummins School:**

Dirt work for the new school was started and samples were tested. A bid for ordering a metal building for new classrooms was opened on June 5, 2018. The installation of plumbing and electrical underground utilities began.

#### **Delta Unit:**

Entegrity has completed 90% of lighting upgrades and 85% of water upgrades. The compost shed has been completed, with compost equipment scheduled to arrive in two to three weeks.

#### **East Arkansas Regional Unit:**

The architect submitted plans for the precast recreation yards to DBA for approval. Plans for the emergency generators for perimeter lighting were approved by DBA and materials have been ordered are being received. Existing utilities in the area are being located. A meeting with the utility company was held and materials ordered for the generator installation. Entegrity completed lighting upgrades and 85% of water upgrades. Work continues on solar, mechanical, composting and wastewater improvements. Compost equipment arrived in July. Purchase orders for repairs to the sewer lift station were awarded.

#### **Maximum Security Unit:**

Boiler repairs continue with the installation of replacement tubes for the hot water exchange tank. Installation of the new high service pump and valves was completed. Boiler Number 2 is now operational and Boiler Number 1 is out of service and being calibrated by Woodbury Beach. A steam pressure transmitter has been ordered from Woodbury Beach. Plans for the

emergency generator have been approved by DBA and a bid package is being prepared. A contract was awarded to the architect who is now working on the design of the precast recreation yards. The FasTop flooring in the kitchen was scheduled to be repaired at the end of July.

#### **Ouachita River Correctional Unit:**

Gravel operations continue and the rock crusher is operational. Replacement of storm-damaged skylights has been completed, as well as non-storm related roof repairs. Testing and termination for the fire alarm system in the chapel was completed.

#### **Pine Bluff Unit:**

Materials are being ordered for the Pine Bluff Unit Barracks 9D. Renovation and construction continues.

#### **Tucker Unit:**

Monitoring of the waste water plant is ongoing with repairs and adjustments being made as needed in order to stay in compliance. Staff are working on changing out the water filter media. Six filters have been completed and passed testing. Work continues on the seventh filter; on which the manway is being replaced. Engineers prepared plans to add water filters and aeration for the water plant. The Arkansas Department of Health has approved the plans, which have now been submitted to and returned by DBA. Funding for one-third of the total plant renovation was received from the Governor's Office.

#### **Varner Unit:**

The demolition of isolation recreation yards was started in preparation for rebuilding. Building panels are being built in the Weld Shop.

#### **Wrightsville Unit:**

DBA has approved the plans for new emergency generators and a bid package is being prepared. A contract to replace the Industry Warehouse roof has been approved.

#### **Wrightsville Hawkins Unit:**

DBA has approved the plans for an additional generator for the kitchen and lighting. A bid package is being prepared.

## CONSTRUCTION/MAINTENANCE PERSONNEL UPDATE

**The following Construction/Maintenance position(s) were vacant at the end of June 2018:**

- 1 Project Supervisor
- 2 Corporal positions

## 2018 INFORMAL GRIEVANCE REPORT

Month	BENTON	HAWK/M	HAWK/F	WRTS	EARU & MX	GRIMES	RLW	MCWR	MCPH	MSU	NCU	PBU	NWA	TU	TRCC	VSMX	VU	CU	ORCU	Ester	DRU	Bowie Cty	TOTAL
JAN	3	13	28	71	434	162	47	0	337	202	105	60	0	128	1	591	82	240	318	45	191	67	3,125
FEB	3	20	34	77	283	160	26	1	237	160	74	43	0	109	1	507	63	256	267	31	211	59	2,622
MAR	1	5	27	74	430	158	44	0	343	192	192	37	1	91	0	555	76	223	253	51	155	61	2,969
APR	2	9	15	114	410	171	60	0	315	202	138	42	0	121	2	359	112	191	318	43	122	69	2,815
MAY	0	19	20	103	569	169	69	0	357	198	140	25	1	150	0	416	59	189	348	26	124	72	3,054
JUN	0	20	28	109	471	189	38	0	289	167	184	35	0	142	1	452	53	166	438	34	150	51	3,017
JUL																							0
AUG																							0
SEPT																							0
OCT																							0
NOV																							0
DEC																							0
TOTAL	9	86	152	548	2,597	1,009	284	1	1,878	1,121	833	242	2	741	5	2,880	445	1,265	1,942	230	953	379	17,602

## 2018 FORMAL GRIEVANCE REPORT

Month	BENTON	HAWK/M	HAWK/F	WRTS	EARU & MX	GRIMES	RLW	MCWR	MCPH	MSU	NCU	PBU	NWA	TU	TRCC	VSMX	VU	CU	ORCU	Ester	DRU	Bowie Cty	TOTAL
JAN	3	10	13	21	369	102	13	0	148	217	59	20	0	108	0	329	58	122	174	21	80	18	1,885
FEB	3	4	5	25	334	87	17	1	131	195	28	43	0	79	0	290	55	123	160	8	82	18	1,688
MAR	0	4	9	33	394	96	23	0	158	212	87	19	1	50	0	322	66	130	253	16	76	19	1,968
APR	2	5	5	61	402	85	29	0	122	211	59	5	0	94	0	247	89	86	135	12	66	18	1,733
MAY	0	11	8	38	453	82	30	0	159	237	64	13	1	93	0	264	54	102	121	31	62	24	1,847
JUN	0	11	16	42	441	108	16	0	169	208	59	7	0	108	1	270	47	91	121	21	67	10	1,813
JUL																							0
AUG																							0
SEPT																							0
OCT																							0
NOV																							0
DEC																							0
TOTAL	8	45	56	220	2,393	560	128	1	887	1,280	356	107	2	532	1	1,722	369	654	964	109	433	107	10,934

## INMATE INSTITUTIONAL GRIEVANCE APPEAL REPORT – JUNE 2018

	Acknowledged	Rejected	Processed W/O Merit	Processed W/ Merit
Benton Unit	0	0	0	0
Benton Work Release	0	0	0	0
Bowie County Texas Correctional Facility	5	1	9	0
Cummins Unit	18	4	13	0
Cummins Modular Unit	0	0	0	0
Delta Regional Unit	13	0	9	0
East Arkansas Regional Unit	26	7	27	0
East Arkansas Regional Max Unit	98	10	70	0
Ester Unit	3	0	8	0
Grimes Unit	35	10	38	0
Maximum Security Unit	70	5	78	1
McPherson Unit	30	6	29	0
McPherson Mental Health Residential Program Unit	6	2	5	0
Mississippi County Work Release Center	0	0	0	0
Northwest Arkansas Work Release Center	0	0	0	0
North Central Unit	6	3	13	0
Ouachita River Correctional Unit	25	5	22	0
ORCU Hospital	0	0	0	0
ORCU New Commitment	3	0	1	0
ORCU Mental Health Residential Program Unit	0	0	1	1
Pine Bluff Unit	1	1	2	0
Pine Bluff Re-Entry	0	0	0	0
Randall L. Williams Correctional Facility	0	2	7	0
Texarkana Regional Correctional Center	0	0	0	0
Tucker Unit	24	0	16	0
Varner Super Max	33	9	41	1
Varner Unit	8	2	18	0
Wrightsville Unit	10	2	6	0
Hawkins Center	1	1	2	0
Hawkins for Males	2	0	3	0
Hawkins SPU	0	0	0	0
<b>Total</b>	<b>417</b>	<b>70</b>	<b>418</b>	<b>3</b>

## ADMISSIONS AND RELEASES – JUNE 2018

<u>Admissions</u>	<u>Male</u>	<u>Female</u>	<u>Total</u>
Asian	1	0	1
Black	241	11	252
Hispanic	21	0	21
Native American Indian	1	0	1
Native Hawaiian or Pacific Isl	1	0	1
White	398	73	471
Other	1	0	1
<b>Total</b>	<b>664</b>	<b>84</b>	<b>748</b>

<u>Releases</u>	<u>Male</u>	<u>Female</u>	<u>Total</u>
Asian	2	0	2
Black	169	14	183
Hispanic	14	1	15
Native American Indian	4	1	5
Native Hawaiian or Pacific Isl	0	0	0
White	317	68	385
Other	0	0	0
<b>Total</b>	<b>506</b>	<b>84</b>	<b>590</b>

## ADC INMATE POPULATION GROWTH 2000-2026 - JUNE 2018

Updated 06/30/2018

Mo.	2000	2001	2002	2003	2004	2005	2006	2007	2008	2009	2010	2011	2012	2013	2014	2015	2016	2017	2018
Jan.	11,984	11,908	12,402	13,015	13,105	13,595	13,481	13,839	14,518	14,796	15,334	16,312	15,134	14,815	17,481	18,142	17,785	17,824	18,201
Feb.	12,169	12,022	12,529	13,054	13,166	13,783	13,633	14,012	14,603	14,883	15,374	16,209	14,990	15,008	17,438	18,082	17,625	17,608	17,998
March	12,006	12,033	12,299	13,108	13,088	13,418	13,534	13,772	14,580	14,843	15,290	16,095	14,964	14,665	17,395	18,233	17,573	17,666	18,089
April	12,069	12,167	12,465	13,213	13,323	13,469	13,554	13,851	14,769	14,937	15,570	16,172	15,124	14,850	17,604	18,703	17,815	17,798	18,227
May	12,109	12,384	12,558	13,463	13,556	13,528	13,711	14,146	14,880	15,146	15,694	16,062	15,132	15,074	17,593	18,693	17,769	17,652	17,945
June	12,005	12,108	12,439	13,418	13,389	13,251	13,430	13,915	14,700	15,025	15,564	15,554	14,832	14,825	17,340	18,813	17,973	17,963	17,972
July	12,030	12,190	12,622	13,509	13,528	13,286	13,560	14,082	14,868	15,195	15,807	15,519	14,879	15,379	17,522	18,870	18,130	18,180	
August	12,087	12,371	12,815	13,565	13,632	13,419	13,646	14,224	15,100	15,385	15,829	15,240	14,675	16,103	17,549	18,806	17,919	18,051	
September	11,983	12,289	12,774	13,341	13,516	13,237	13,652	14,217	14,850	15,285	16,025	15,172	14,724	16,412	17,605	18,549	18,026	18,179	
October	12,119	12,348	12,942	13,341	13,584	13,363	13,775	14,349	14,836	15,381	16,311	15,271	14,856	16,993	17,880	18,430	18,127	18,348	
November	12,094	12,408	13,162	13,408	13,706	13,587	13,913	14,437	15,025	15,340	16,460	15,205	14,625	17,168	17,848	17,981	17,573	17,973	
December	11,856	12,333	12,845	13,106	13,470	13,338	13,728	14,315	14,716	15,199	16,204	15,062	14,654	17,235	17,874	17,707	17,537	18,078	
Net Ann. Inc.	29	477	512	261	364	-132	390	587	401	483	1,005	-1,142	-408	2,581	639	-167	-170	541	-106
Avg. Mo. Inc.	2	40	43	22	30	-11	33	49	33	40	84	-95	-34	215	53	-14	-14	45	-18

Population is total jurisdictional count at end of each month. Population at end of month December 1999 was 11,827.

Average monthly population increase for past fifteen years 2003 - 2017 is 29

Average monthly population increase for past ten years Jan. 2008 - Dec 2017 is 31

Average monthly population increase for past five years 2013 - 2017 is 57

Projected at Growth of 29 per Month

	2008	2009	2010	2011	2012	2013	2014	2015	2016	2017	2018	2019	2020	2021	2022	2023	2024	2025	2026
Mo.	Actual	Actual	Actual	Actual	Actual	Actual	Actual	Actual	Actual	Actual	Actual/Proj.	Proj.	Proj.	Proj.	Proj.	Proj.	Proj.	Proj.	Proj.
January	14,518	14,796	15,334	16,312	15,134	14,815	17,481	18,142	17,785	17,824	18,201	18,175	18,523	18,871	19,219	19,567	19,915	20,263	20,611
February	14,603	14,883	15,374	16,209	14,990	15,008	17,438	18,082	17,625	17,608	17,998	18,204	18,552	18,900	19,248	19,596	19,944	20,292	20,640
March	14,580	14,843	15,290	16,095	14,964	14,665	17,395	18,233	17,573	17,666	18,089	18,233	18,581	18,929	19,277	19,625	19,973	20,321	20,669
April	14,769	14,937	15,570	16,172	15,124	14,850	17,604	18,703	17,815	17,798	18,227	18,262	18,610	18,958	19,306	19,654	20,002	20,350	20,698
May	14,880	15,146	15,694	16,062	15,132	15,074	17,593	18,693	17,769	17,652	17,945	18,291	18,639	18,987	19,335	19,683	20,031	20,379	20,727
June	14,700	15,025	15,564	15,554	14,832	14,825	17,340	18,813	17,973	17,963	17,972	18,320	18,668	19,016	19,364	19,712	20,060	20,408	20,756
July	14,868	15,195	15,807	15,519	14,879	15,379	17,522	18,870	18,130	18,180	18,001	18,349	18,697	19,045	19,393	19,741	20,089	20,437	20,785
August	15,100	15,385	15,829	15,240	14,675	16,103	17,549	18,806	17,919	18,051	18,030	18,378	18,726	19,074	19,422	19,770	20,118	20,466	20,814
September	14,850	15,285	16,025	15,172	14,724	16,412	17,605	18,549	18,026	18,179	18,059	18,407	18,755	19,103	19,451	19,799	20,147	20,495	20,843
October	14,836	15,381	16,311	15,271	14,856	16,993	17,880	18,430	18,127	18,348	18,088	18,436	18,784	19,132	19,480	19,828	20,176	20,524	20,872
November	15,025	15,340	16,460	15,205	14,625	17,168	17,848	17,981	17,573	17,973	18,117	18,465	18,813	19,161	19,509	19,857	20,205	20,553	20,901
December	14,716	15,199	16,204	15,062	14,654	17,235	17,874	17,707	17,537	18,078	18,146	18,494	18,842	19,190	19,538	19,886	20,234	20,582	20,930
Net Ann. Inc.	401	483	1,005	-1,142	-408	2,581	639	-167	-170	541	68	348	348	348	348	348	348	348	348
Ave. Mo. Inc.	33	40	84	-95	-34	215	53	-14	-14	45	6	29	29	29	29	29	29	29	29



## MONTHLY POPULATION AVERAGES - JUNE 2018

Unit/Center	6/1	6/4	6/5	6/6	6/7	6/8	6/11	6/12	6/13	6/14	6/15	6/18	6/19	6/20	6/21	6/22	6/25	6/26	6/27	6/28	6/29	AVG
Benton	331	328	328	327	324	323	324	323	323	323	322	320	320	321	323	323	323	322	322	320	322	323
Cummins	1,648	1,646	1,647	1,645	1,651	1,654	1,650	1,649	1,657	1,660	1,658	1,662	1,660	1,658	1,666	1,668	1,666	1,669	1,669	1,674	1,674	1,659
Delta	619	608	621	619	619	624	621	621	621	621	618	618	626	624	622	616	620	615	622	624	631	620
E AR Reg	1,663	1,662	1,665	1,664	1,668	1,664	1,662	1,667	1,657	1,671	1,663	1,673	1,672	1,668	1,670	1,669	1,669	1,675	1,667	1,663	1,663	1,666
Ester	568	578	574	573	569	570	561	562	573	568	576	578	580	579	573	579	586	582	589	583	581	575
Grimes	1,076	1,074	1,072	1,072	1,078	1,078	1,074	1,069	1,075	1,076	1,073	1,076	1,077	1,076	1,076	1,076	1,076	1,076	1,074	1,078	1,081	1,075
Max Sec	552	550	550	550	550	550	549	550	549	548	549	550	548	549	549	551	550	550	550	550	550	550
McPherson	990	977	975	972	975	974	975	979	978	969	969	967	972	976	973	977	973	976	969	966	966	974
MCWRC	127	126	125	125	125	131	131	131	130	130	130	130	130	130	130	130	130	130	130	130	133	129
N Central	823	817	828	837	834	821	831	830	829	830	830	828	835	835	835	828	825	839	839	837	831	831
NWAWRC	99	100	100	99	99	100	100	99	102	101	100	100	100	100	100	100	98	98	98	99	100	100
Ouachita River	1,832	1,847	1,847	1,858	1,850	1,842	1,839	1,834	1,830	1,819	1,835	1,831	1,843	1,848	1,840	1,831	1,852	1,846	1,842	1,853	1,847	1,841
Randall L Williams	560	557	557	556	553	554	558	556	552	551	545	544	554	557	556	548	549	562	561	559	554	554
Pine Bluff	485	482	486	487	488	483	484	484	477	480	480	477	478	481	492	493	492	489	489	488	488	485
PB Reentry	54	54	54	54	54	54	54	54	54	54	54	54	54	54	54	54	54	54	54	54	53	54
TRCC	121	120	121	123	123	123	128	128	128	123	123	123	123	122	122	120	120	120	120	121	120	122
Tucker	961	957	958	956	954	955	966	986	1,003	1,001	1,014	1,009	1,006	1,003	1,003	1,003	1,000	997	1,001	999	998	987
Vamer	1,733	1,729	1,727	1,723	1,725	1,727	1,724	1,731	1,721	1,718	1,727	1,722	1,715	1,711	1,721	1,721	1,734	1,743	1,740	1,740	1,741	1,727
Wrightsville	1,294	1,303	1,301	1,307	1,301	1,299	1,295	1,304	1,306	1,302	1,305	1,309	1,317	1,315	1,312	1,310	1,304	1,304	1,320	1,314	1,304	1,306
Total ADC	15,536	15,515	15,536	15,547	15,540	15,526	15,557	15,565	15,545	15,571	15,571	15,610	15,607	15,617	15,597	15,621	15,647	15,656	15,652	15,637	15,580	
ALETA	19	18	18	18	18	19	19	19	19	19	19	19	19	19	19	19	19	19	19	19	19	19
Ar State Police	59	59	59	58	61	61	61	61	61	60	60	59	58	58	58	58	58	58	58	59	59	59
Co Jail / M	1,542	1,534	1,490	1,499	1,507	1,510	1,511	1,489	1,490	1,516	1,488	1,463	1,433	1,458	1,448	1,471	1,448	1,436	1,426	1,438	1,482	1,480
Co Jail / F	101	104	99	99	98	97	94	88	87	92	90	89	88	88	90	90	86	86	87	93	93	92
Total Co Jail BK	1,643	1,638	1,589	1,598	1,605	1,607	1,605	1,577	1,577	1,608	1,578	1,552	1,521	1,546	1,538	1,561	1,534	1,522	1,513	1,531	1,575	1,572
Bowie Co., TX	334	336	336	336	336	335	334	334	334	334	334	336	336	335	335	336	336	336	336	336	336	335
309/M	245	245	246	246	245	245	244	244	244	244	245	245	248	247	247	245	245	246	245	246	247	245
309/F	67	70	70	69	70	72	72	72	72	72	71	73	73	73	73	73	75	75	74	73	73	72
Total Act 309	312	315	316	315	315	317	316	316	316	316	316	318	321	320	320	318	320	321	319	319	320	317
Total Non ADC	2,367	2,366	2,318	2,325	2,335	2,339	2,335	2,307	2,307	2,337	2,307	2,284	2,255	2,278	2,270	2,292	2,267	2,256	2,245	2,264	2,309	2,303
Total	17,903	17,881	17,854	17,872	17,875	17,865	17,861	17,864	17,872	17,882	17,878	17,855	17,865	17,885	17,887	17,889	17,888	17,903	17,901	17,916	17,946	17,883

## FISCAL YEAR 2018 COUNTY JAIL BACKUP - JUNE 2018

DAY		Jul-17	Aug-17	Sep-17	Oct-17	Nov-17	Dec-17	Jan-18	Feb-18	Mar-18	Apr-18	May-18	Jun-18
1	*	1,384	1,490	1,460	1,577	1,737	1,640	1,490	1,545	1,612	1,711	1,815	1,643
2	*	1,384	1,478	1,460	1,590	1,729	1,640	1,490	1,532	1,596	1,699	1,797	1,643
3		1,392	1,471	1,460	1,617	1,725	1,640	1,470	1,532	1,596	1,711	1,808	1,643
4		1,419	1,467	1,462	1,631	1,725	1,614	1,469	1,532	1,596	1,701	1,843	1,638
5		1,419	1,467	1,462	1,645	1,725	1,573	1,464	1,563	1,575	1,696	1,843	1,589
6		1,424	1,467	1,437	1,631	1,736	1,568	1,464	1,555	1,534	1,730	1,843	1,598
7		1,428	1,475	1,426	1,631	1,730	1,602	1,464	1,548	1,565	1,730	1,821	1,605
8	*	1,428	1,493	1,456	1,631	1,733	1,587	1,471	1,542	1,602	1,730	1,788	1,607
9	*	1,428	1,472	1,456	1,627	1,757	1,587	1,484	1,550	1,608	1,740	1,802	1,607
10		1,437	1,485	1,456	1,653	1,734	1,587	1,460	1,550	1,608	1,733	1,796	1,607
11		1,473	1,505	1,439	1,639	1,734	1,643	1,414	1,550	1,608	1,739	1,807	1,605
12		1,442	1,505	1,445	1,639	1,734	1,622	1,411	1,554	1,612	1,766	1,807	1,577
13		1,474	1,505	1,450	1,659	1,734	1,590	1,411	1,552	1,648	1,793	1,807	1,577
14		1,468	1,525	1,479	1,659	1,752	1,559	1,411	1,573	1,677	1,793	1,815	1,608
15	*	1,468	1,524	1,489	1,659	1,749	1,528	1,428	1,568	1,656	1,793	1,821	1,578
16	*	1,468	1,529	1,489	1,662	1,766	1,528	1,428	1,587	1,646	1,812	1,824	1,578
17		1,491	1,518	1,489	1,649	1,773	1,528	1,410	1,587	1,646	1,804	1,851	1,578
18		1,482	1,546	1,490	1,660	1,773	1,492	1,453	1,587	1,646	1,793	1,859	1,552
19		1,441	1,546	1,471	1,661	1,773	1,478	1,478	1,590	1,656	1,808	1,859	1,521
20		1,435	1,546	1,472	1,664	1,792	1,471	1,478	1,590	1,656	1,793	1,859	1,546
21		1,464	1,592	1,491	1,664	1,787	1,471	1,478	1,610	1,659	1,793	1,859	1,538
22	*	1,464	1,592	1,537	1,664	1,749	1,491	1,499	1,648	1,653	1,793	1,843	1,561
23	*	1,464	1,577	1,537	1,656	1,720	1,491	1,490	1,633	1,682	1,761	1,839	1,561
24		1,453	1,543	1,537	1,669	1,720	1,491	1,491	1,633	1,682	1,745	1,843	1,561
25		1,455	1,516	1,552	1,717	1,720	1,468	1,532	1,633	1,682	1,772	1,839	1,534
26		1,452	1,516	1,578	1,742	1,720	1,468	1,561	1,619	1,659	1,769	1,839	1,522
27		1,481	1,516	1,607	1,763	1,720	1,468	1,561	1,626	1,669	1,783	1,839	1,513
28		1,483	1,490	1,596	1,763	1,686	1,455	1,561	1,634	1,657	1,783	1,774	1,531
29	*	1,483	1,490	1,577	1,763	1,676	1,488	1,553		1,689	1,783	1,774	1,575
30	*	1,483	1,480	1,577	1,754	1,654	1,488	1,553		1,711	1,815	1,738	1,575
31		1,484	1,476		1,745		1,488	1,538		1,711		1,695	
Avg Daily Backup		1,450	1,510	1,495	1,667	1,735	1,540	1,480	1,579	1,639	1,762	1,818	1,579

Notes: Totals do not include 309 Contracts in County Jails (maximum of 336)

Fiscal Year Average - 1,604

## STTG UNIT COUNTS – JUNE 2018



Arkansas Department of Correction

Unit	Beginning Total	Confirmed	Suspected	In	Out	Paroled	Removed	Ending Total	Total Unit Population	Unit % of STTG's
Benton	61	2		14	5	3		69	322	21.43%
Cummins	460	2		37	13	9		477	1,674	28.49%
Delta	157			16	7	4		162	627	25.84%
EARU	593			40	21	7		610	1,658	36.79%
Grimes	360	3		41	20	16		368	1,077	34.17%
Hawkins	42			1				43	446	9.64%
Max	266			7	10			263	550	47.82%
Mcperson	30							30	973	3.08%
MCWR	36		1	5		1		41	133	30.83%
NCU	222			37	13	10		236	827	28.54%
NWAWR	14			1				15	100	15.00%
ORCU	403			28	24	6		401	1,613	24.86%
ORCU Intake	62	198			187			73	238	30.67%
PB/Ester	260			49	41	25		243	1,132	21.47%
RLW	154			56	39			171	559	30.59%
TWR	26			12	8	2		28	120	23.33%
Tucker	265			59	34	13		277	1,007	27.51%
Varner	683			103	75	20		691	1,736	39.80%
Wrightsville	221	1		33	23			223	853	26.14%
<b>Total</b>	<b>4,315</b>	<b>206</b>	<b>1</b>	<b>539</b>	<b>520</b>	<b>116</b>	<b>0</b>	<b>4,421</b>	<b>15,645</b>	<b>28.26%</b>

ORCU Intake brought in 198 new STTG members into ADC last month.

## STTG DISCIPLINARY REPORT – JUNE 2018



Arkansas Department of Correction

Unit	STTG Incidents	STTG Suspected Incidents	Total Unit Disciplinary	Disciplinary Involving STTG	Percentage
Benton			12	4	33.33%
Cummins		2	651	282	43.32%
Delta			103	29	28.16%
EARU	1		387	355	91.73%
Grimes	2	1	138	51	36.96%
Hawkins			12	1	8.33%
Max			72	40	55.56%
Mcperson			190	8	4.21%
MCWR			4	1	25.00%
NCU			111	46	41.44%
NWAWR			13	2	15.38%
ORCU			418	209	50.00%
ORCU Intake			11	5	45.45%
PB/Ester			82	29	35.37%
RLW			30	9	30.00%
TWR			5	3	60.00%
Tucker			145	73	50.34%
Varner			388	239	61.60%
Wrightsville			127	47	37.01%
<b>Total</b>	<b>3</b>	<b>3</b>	<b>2,899</b>	<b>1,433</b>	<b>49.43%</b>

## STTG COUNTS BY STTG SET – JUNE 2018



Arkansas Department of Correction

STTG Set	Benton	Cummins	Delta	EARU	Grimes	Hawkins	Max	Mcperson	MCWR	NCU	NWAWR	ORCU	Intake	PB	RLW	TWR	Tucker	Varnier	Wrightsville	Total
Asian	2			1	1				1	1	1	1		3			2			13
Bloods	11	99	24	98	71	7	66	5	5	44	5	86	13	34	22	6	59	130	42	827
Crips	7	67	19	69	42	3	24	4	4	15	1	64	8	26	17	5	36	99	19	529
Folk	2	34	3	54	33	4	36	7		13	2	11	2	11	14	1	29	83	16	355
GD	12	108	42	139	75	10	45		5	39		100	17	53	32	6	67	140	56	946
Mexican	3	12	9	21	13	2	2	3		13	1	16	1	3	7	1	5	26	4	142
Motorcycle		1		2	1		4	1		1		2	1	4	2		4		1	24
Other	3	13	9	8	11	1	14			7	1	9	2	12	6		6	10	6	118
People	1	16	7	19	14		13	2		13		4	2	14	10		8	24	7	154
Unknown		5	4	11	4	2	1		1	5		8	3		6	1	4	4	5	64
W/S	13	35	19	53	37	1	5	8	9	45	4	30	10	41	21	3	27	54	30	445
NAE		26	8	37	20	6	16		3	5		27	6	12	12	2	12	53	13	258
WAR		52	13	72	29	5	23		8	25		26	5	19	9	1	13	33	15	348
AC	6	5	3	15	13	2	11		2	2		8	3	5	8	2	3	25	5	118
AB	9	4	2	11	4		3		3	8		9		6	5		2	10	4	80
<b>Total</b>	<b>69</b>	<b>477</b>	<b>162</b>	<b>610</b>	<b>368</b>	<b>43</b>	<b>263</b>	<b>30</b>	<b>41</b>	<b>236</b>	<b>15</b>	<b>401</b>	<b>73</b>	<b>243</b>	<b>171</b>	<b>28</b>	<b>277</b>	<b>691</b>	<b>223</b>	<b>4,421</b>

Key:

GD = Gangster Disciples

W/S = White Supremacist

NAE = New Aryan Empire

WAR = White Aryan Resistance

AC = Aryan Circle

AB = Aryan Brotherhood



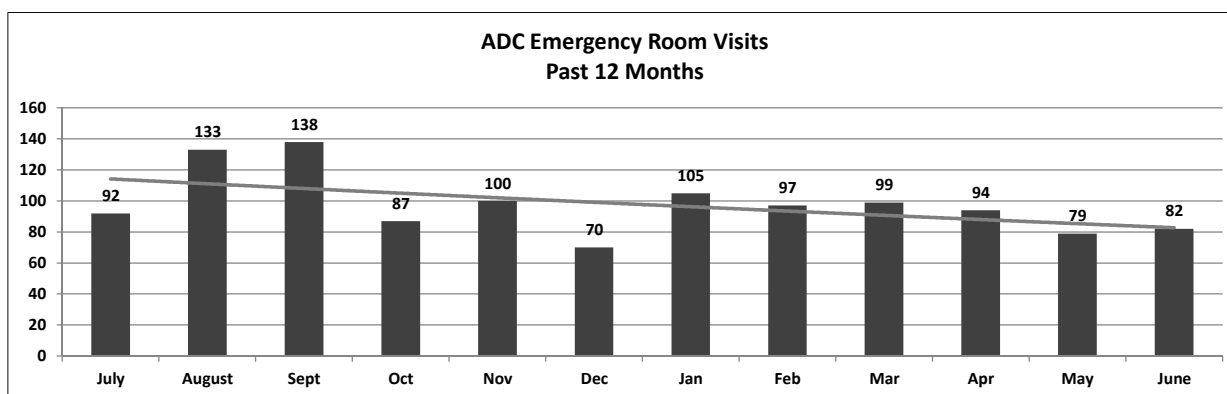
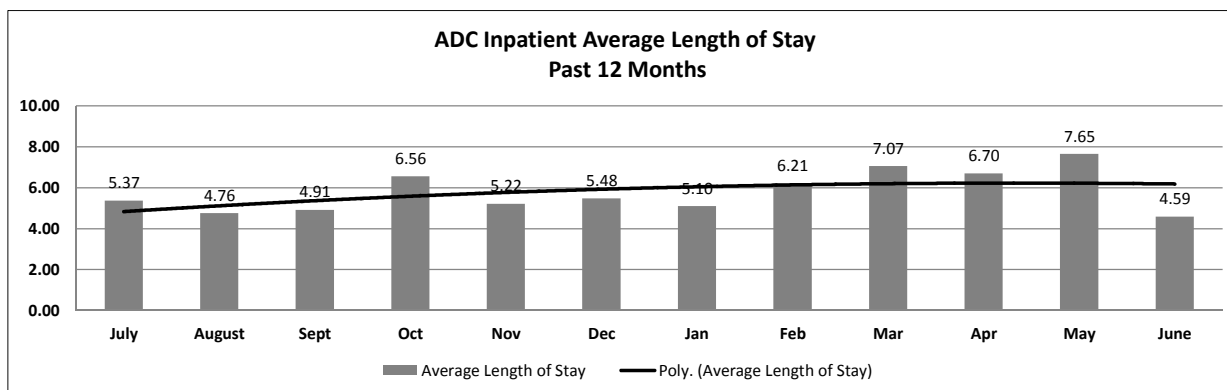
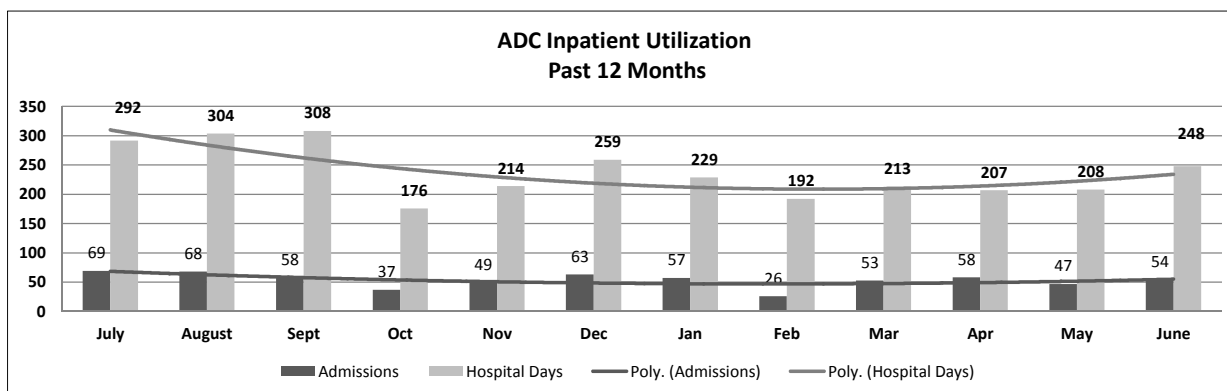
## ADC INPATIENT AND EMERGENCY ROOM UTILIZATION

### ADC Inpatient Statistics Past 12 Months

	2017						2018						Average
	July	August	Sept	Oct	Nov	Dec	Jan	Feb	Mar	Apr	May	June	
Admissions	69	68	58	37	49	63	57	26	53	58	47	54	53.3
Hospital Days	292	304	308	176	214	259	229	192	213	207	208	248	237.5
Average Length of Stay	5.37	4.76	4.91	6.56	5.22	5.48	5.10	6.21	7.07	6.70	7.65	4.59	4.46

### ADC ER Visits Past 12 Months

	2017						2018						Average
	July	August	Sept	Oct	Nov	Dec	Jan	Feb	Mar	Apr	May	June	
Emergency Room Visits	92	133	138	87	100	70	105	97	99	94	79	82	98.0



## MEDICAL GRIEVANCE BOARD REPORT – JUNE 2018

Unit	Acknowledged/ Received	Rejected	Reviewed & Signed by Dep Director	With Merit	With Merit, but Resolved	% With Merit	Without Merit
Benton	0	0	0	0	0	0%	0
Bowie Co.	1	0	3	1	1	67%	1
CMU	0	0	0	0	0	0%	0
Cummins	13	1	12	0	0	0%	12
Delta	1	0	2	0	0	0%	2
EARU	28	9	14	4	0	29%	10
EARU Max	29	4	18	2	0	11%	16
Ester	4	0	3	0	0	0%	3
Grimes	1	0	4	1	0	25%	3
Hawkins	0	0	0	0	0	0%	0
McPherson	11	2	15	0	1	7%	14
MCWRC		0	0	0	0	0%	0
MSU	21	2	17	1	0	6%	16
North Central	6	2	8	0	0	0%	8
NWAWRC	0	0	0	0	0	0%	0
Ouachita	19	7	19	0	0	0%	19
Pine Bluff	0	0	1	0	0	0%	1
Randall Williams	1	0	3	0	0	0%	3
SNN	0	0	0	0	0	0%	0
TRCC	0	0	0	0	0	0%	0
Tucker	5	4	2	0	0	0%	2
Varner	9	3	18	2	0	11%	16
Varner S Max	16	3	18	3	0	17%	15
WRU	4	2	4	0	0	0%	4
WHM	0	2	1	0	0	0%	1
WWR	0	0	0	0	0	0%	0
<b>TOTAL</b>	<b>169</b>	<b>41</b>	<b>162</b>	<b>14</b>	<b>2</b>	<b>10%</b>	<b>146</b>

## CHAPLAINCY

Monthly Report for: June 2018	BENTON	CUMMINS	DELTA REGIONAL	EAST ARKANSAS	EAST ARKANSAS MAX	ESTER	GRIMES	HAWKINS	MAXIMUM	MCPHERSON	NORTH CENTRAL	OUACHITA RIVER	PINE BLUFF	RANDALL L. WILLIAMS	TUCKER	VARNER	VARNER MAX	WRIGHTSVILLE	TOTAL
<b>Services Chaplains Oversaw</b>																			
Christian																			
Population	7	19	14	4	0	1	6	4	0	2	4	6	3	9	7	7	0	3	96
Segregation	0	0	0	0	0	0	2	0	0	0	0	2	0	0	0	0	0	0	4
Muslim																			
Population	0	5	3	3	0	1	10	0	0	4	0	5	0	6	0	5	0	0	42
Segregation	0	0	0	0	0	0	0	0	0	0	0	0	0	0	0	0	0	0	0
<b>Total Services 142</b>																			
<b>Volunteers in Charge</b>																			
Protestant	20	24	11	23	0	15	6	17	27	23	12	10	11	0	16	16	0	33	264
Catholic	0	1	0	3	0	1	2	4	1	1	4	1	1	0	0	3	0	4	26
Muslim	0	1	0	6	0	1	0	0	1	0	0	4	0	6	2	0	0	4	25
Other	1	0	0	4	0	1	0	2	10	2	0	18	0	0	0	7	0	2	47
Baptism	0	1	2	4	0	0	1	3	0	0	2	1	0	1	0	0	0	0	15
<b>Marriages</b>																			
	0	2	0	0	0	0	0	0	0	1	0	1	0	0	1	0	0	0	5
<b>Distributed by Chaplains</b>																			
Greeting Cards	20	315	39	0	0	260	245	0	127	1,485	39	200	110	14	115	61	170	0	3,200
Bibles, Quran, Torah, Etc.	25	26	150	32	26	50	22	11	16	63	12	500	9	8	21	128	24	6	1,129
Study Course	150	0	10	11	6	19	4	2	4	51	0	160	0	5	12	182	9	0	625
Writing Supplies	12	55	0	0	0	120	17	0	29	8	0	200	0	0	0	0	0	0	441
Literature	35	987	0	432	384	400	5	150	583	167	528	500	89	42	0	1,296	102	267	5,967
<b>Chaplain's Visits</b>																			
Barracks	61	64	70	6	0	24	110	20	120	23	50	149	72	16	140	84	0	28	1,037
Approximate Hours Spent in Barracks	30	31	24	4	0	12	58	10	30	35	17	64	14	32	35	17	6	12	431
Inmate Office visits	36	41	121	54	0	65	191	69	12	70	69	300	48	157	394	40	0	26	1,693
Other Office visits	119	27	15	14	1	20	22	6	15	35	15	142	9	34	30	0	0	8	512
Hospital	0	2	0	0	0	0	5	0	0	0	1	50	0	9	0	0	0	0	67
Infirmary/Sick Call	0	13	3	0	0	8	20	1	5	8	8	22	4	10	2	6	0	4	114
Restrictive/Punitive Housing	0	9	6	0	4	0	18	20	17	27	4	53	8	20	9	0	35	4	234
PC - DRU	0	0	4	0	0	0	0	0	0	0	0	0	0	0	0	0	0	0	4
Visitation Days	0	0	3	0	0	0	0	0	0	0	3	3	0	0	0	0	0	1	10
<b>Volunteer Visits</b>																			
RCV	1	0	4	0	0	0	2	20	32	28	0	26	0	16	15	0	0	1	145
OCV	38	15	12	0	0	52	0	17	35	34	44	43	21	0	37	2	0	22	372
Spiritual Advisor	0	1	0	0	0	0	1	0	1	0	0	10	1	0	1	0	0	2	17
CRA	31	32	29	99	10	34	59	57	53	41	82	107	7	11	109	53	36	26	876
<b>Religious Volunteer Hours</b>																			
Volunteer Hours	133	116	121	243	25	194	302	84	330	194	246	1,091	62	45	483	60	17	100	3,846
DENOMINATIONAL/VOLUNTEER CHAPLAIN HOURS	102	8	3	1	0	156	26	140	153	151	91	79	8	48	165	24	26	33	1,214
<b>Total Volunteer Hours 5,060</b>																			
<b>Other Activities of Chaplain</b>																			
Counseled Employees	4	5	8	6	0	10	3	4	2	20	6	60	7	18	4	17	0	5	179
Orientation Sessions	0	4	0	0	0	2	5	0	0	1	0	4	0	0	0	0	0	1	17
Free World Devotions	0	0	0	12	0	8	13	0	1	2	0	6	12	9	3	4	0	0	70
Spoke in Churches	3	16	0	14	0	10	19	0	1	2	1	4	12	9	4	2	0	0	97
Crisis Intervention Sessions	3	24	2	0	0	15	1	7	1	12	5	140	9	10	9	4	2	16	260
Marriage Counseling	4	4	0	3	0	0	0	0	1	2	0	6	0	0	1	2	0	0	23
Denominational Meeting	0	3	0	2	0	3	0	0	1	0	1	2	1	0	0	5	0	0	18
Chaplain's Meeting	0	2	1	1	0	2	1	1	1	1	1	2	1	1	1	3	0	1	21
Volunteer Training Session	0	0	1	1	0	1	3	0	1	0	3	3	0	0	1	0	0	1	15
Choir Trip	0	0	0	0	0	0	0	0	0	0	0	0	0	0	0	0	0	0	0
<b>Chaplain Transfers</b>																			
	0	0	0	0	0	0	0	0	0	0	0	0	0	0	0	0	0	0	0
<b>Chaplain Promotions</b>																			
	0	0	0	0	0	0	0	0	0	0	0	0	0	0	0	0	0	0	0
<b>PAL PROGRAM</b>																			
Enrolled at start of month	0	47	24	48	0	30	43	42	15	56	21	33	0	34	48	46	0	26	513
Enrolled during the month	0	3	2	2	0	0	11	2	3	19	7	7	0	2	18	10	0	4	90
Removed From PAL Program																			
# Paroled	0	0	1	0	0	0	3	1	0	5	1	1	0	2	5	1	0	0	20
# Completed	0	0	0	0	0	0	1	0	0	2	0	0	0	0	0	0	0	0	3
# Withdrew	0	2	1	0	0	0	1	3	1	2	0	5	0	2	0	2	0	1	20
# Removed	0	1	0	0	0	0	2	4	0	0	0	2	0	2	0	2	0	0	13
# Transferred	0	3	0	1	0	0	1	3	1	10	1	1	0	0	0	0	0	0	21
Total Removed from PAL Program	0	6	2	1	0	0	8	11	2	19	2	9	0	6	5	5	0	1	77
<b>Total Enrolled at the End of the Month</b>	0	44	24	49	0	30	46	33	16	56	26	31	0	30	61	51	0	29	526
<b>Volunteers in PAL</b>																			
	0	0	3	11	0	6	28	74	7	29	5	10	0	4	9	5	0	4	195
<b>Special Events:</b>																			
	5	1	2	1	1	1	1	1	2	2	1	2	1	1	1	1	1	3	28

## MONTHLY PURCHASING REPORT – JUNE 2018

PURCHASE ORDERS OVER \$10,000.00					
VENDOR	DESCRIPTION	LOCATION	PO#	PURCHASE AMOUNT	FUND
Helena Chemical Company	Herbicides	EARU/Farm	4501803296	\$24,625.00	Operational Farm Budget
Helena Chemical Company	Herbicides	EARU/Farm	4501803454	\$24,625.00	Operational Farm Budget
The Presidio Corporation	Cisco Phones & Equipment	Admin East/Information Services	4501803850	\$34,717.89	Telephone Funds
Oneal Steel Inc	Stainless Steel Sheets	Construction	4501803969	\$18,212.76	Trust Fund Rec Yards
Farm Brothers Flyers A LLC	Aerial Service for Fertilizer on Corn	Cummins/Chemical Shed	4501803992	\$36,400.00	Operational Farm Budget
Piedmont Plastics Inc	Glass for Doors	Construction/Maintenance	4501803987	\$22,360.21	DOC Existing Facilities
Arkansas Correctional Industries	Tea & Coffee	Central Warehouse	4501804575	\$18,598.00	Operational Budget
MJ Kellner	All Purpose Flour	Central Warehouse	4501804573	\$20,672.00	Operational Budget
Sysco Food Services	Powdered Milk	Central Warehouse	4501804571	\$38,784.00	Operational Budget
Mid States Services Inc	Toilet Paper	Wrightsville/ACI Warehouse	4501804523	\$21,964.80	Operational Industry Budget
William R Hill & Co Inc Doug Waldmann	Food Purchases	Central Warehouse	4501804486	\$117,800.47	Operational Budget
Printing Papers Inc	Paper	Central Warehouse	4501804503	\$28,203.90	Operational Budget
Eds Supply Co Inc	Trane Screw Compressor	Benton/Maintenance	4501804514	\$12,607.03	Work Release
Mid States Services Inc	Toilet Paper	Wrightsville/ACI Warehouse	4501804426	\$21,964.80	Operational Industry Budget
Chapel Hardware & Garden Center	Pro Turn Mowers	Construction/Construction	4501804382	\$20,844.72	Work Release
Terry Ace Hardware	Tools & Supplies	Construction/Maintenance	4501804398	\$12,641.25	Operational Budget
Arkansas Correctional Industries	Toilet Paper	Central Warehouse	4501804136	\$69,758.76	Operational Budget
Power Line Industries Inc	Hot Water Sewer Jetter & Trailer	Construction/Maintenance	4501804306	\$27,303.46	Work Release
Trane US Inc	HVAC Unit	Grimes/Construction	4501804997	\$11,124.06	Telephone Funds
Fastenal Co	Shop & Industrial Supplies	Construction/Construction	4501804843	\$26,428.69	DOC Existing Facilities
Southland Septic Service Inc	Pump Grease out of Lift Station	Ouachita/Maintenance	4501802578	\$11,385.00	Operational Budget
Arkansas Correctional Industries	Janitorial Supplies	Central Warehouse	4501804808	\$46,481.25	Operational Budget
Lift Truck Service Center Inc	Lift Truck	Cummins/Maintenance	4501804248	\$27,466.25	Work Release
American Builders & Constructions	Roofing Supplies	Tucker/Construction	4501804960	\$18,685.41	Telephone Funds
Razor Chemical Inc	Janitorial Supplies	Delta/Janitorial Factory	4501805089	\$33,427.80	Operational Industry Budget
Scott Petroleum Inc	Fuel	Cummins/Commissary	4501803726	\$20,096.23	Operational Budget
John Deer Company	Tractors & Accessories	Cummins/Commissary	4501804854	\$394,995.84	Work Release
US Foods Inc	Foodservice Equipment	Wrightsville	4501805221	\$12,998.75	Work Release
US Foods Inc	Foodservice Equipment	Tucker	4501805220	\$26,191.48	Work Release
US Foods Inc	Foodservice Equipment	EARU	4501805217	\$35,701.46	Work Release
US Foods Inc	Foodservice Equipment	Varner	4501805193	\$68,369.12	Work Release
US Foods Inc	Foodservice Equipment	Pine Bluff	4501805153	\$25,459.67	Work Release
US Foods Inc	Foodservice Equipment	Cummins/Commissary	4501805145	\$83,487.12	Work Release
Ryder Exchange	Isuzu Box Truck	Admin East/Purchasing	4501805462	\$19,995.00	Operational Industry Budget
Arkansas Correctional Industries	Beds & Chairs	Varner	4501805538	\$12,078.59	Operational Budget
Fastenal Co	Cameras	Construction/Construction	4501805596	\$58,072.55	Operational Budget
Hugg & Hall Equipment	Towable Boom Lift	Construction/Maintenance	4501804258	\$37,527.50	Work Release
Woodbury Beach Co	Boiler Repair Parts	Construction/Maintenance	4501805548	\$14,551.09	Operational Budget
Mid South Sales Inc	Fuel	Central Warehouse	4501805028	\$12,969.40	Operational Budget
Mid States Services Inc	Toilet Paper	Wrightsville/ACI Warehouse	4501805635	\$21,964.80	Operational Industry Budget
Mid States Services Inc	Toilet Paper	Wrightsville/ACI Warehouse	4501805636	\$21,964.80	Operational Industry Budget
Arkansas Correctional Industries	Beds, Boots, & Mattresses	EARU	4501805770	\$14,727.31	Operational Budget
The Presidio Corporation	Catalyst Switches	Admin East/Information Services	4501805800	\$99,172.11	Operational Budget
United Engines LLC	Generators	Construction/Construction	4501805523	\$45,986.64	Telephone Funds
Tommy Huntley, Huntley Metal Sales	Building Materials-Fence Projects	Tucker/Maintenance	4501805869	\$63,768.73	Operational Budget
Chapel Hardware & Garden Center	Pro Turn Mowers	Delta	4501805818	\$11,795.88	Work Release
American Correctional Association	Re-Accreditation	Grimes, McPherson, Cummins, Ouachita	4501803726	\$41,550.00	Operational Budget
Kronos Incorporated	Time Clocks	Admin East/Information Services	4501805797	\$10,543.02	Operational Budget
Trane US Inc	HVAC Equipment	Grimes/Construction	4501805833	\$34,461.96	Telephone Funds
The Sherwin Williams Co	Paint & Supplies	Construction/Construction	4501805896	\$28,068.91	Telephone Funds
Greenway Equipment Inc	Tractor Repair	Ouachita/Horse Barn	4501777724	\$16,692.52	ORU Operating Expenses
Henard Utility Products	Hay Baler & Rake	McPherson	4501806354	\$33,516.00	Work Release
Mid States Services Inc	Toilet Paper	Wrightsville/ACI Warehouse	4501806541	\$21,964.80	Operational Industry Budget
Axon Enterprise Inc	Taser & Equipment	Departmental Armor	4501804878	\$18,934.18	Operational Budget
Diamond International Trucks Inc	Auto Repair-Motor in 98 Int'l Semi	Central Warehouse	4501791427	\$31,349.37	Operational Budget
Fastenal Co	Cameras & Equipment	Construction/Construction	4501806497	\$108,575.11	Telephone Funds
Chapel Hardware & Garden Center	Gravelly Pro Turn Mower	Varner	4501806652	\$11,475.71	Work Release
Green & Chapman LLC	Fuel	Ouachita	4501805758	\$12,745.55	Operational Budget
Jack Tyler Engineering	15 HP Centrifugal Pump	Ouachita/Maintenance	4501806817	\$19,588.80	Operational Budget
John Deer Company	Flex-Wing Rotary Cutter	Cummins/Commissary	4501806791	\$13,870.51	Operational Budget
Littlefield Oil Co A & W Oil Company	Fuel	Grimes	4501806478	\$11,116.05	Operational Budget
Mississippi AG Company Arkansas AG	Tractor & Implement Parts	Cummins/Farm	4501803831	\$11,802.07	Operational Farm Budget
Chapel Hardware & Garden Center	Trailer Mounted Sewer & Pipe Jetter	Max Security	4501806890	\$11,337.59	Work Release
Jack Tyler Engineering	20 HP Centrifugal Pump	Ouachita/Maintenance	4501806903	\$19,588.80	Operational Budget
Green Point AG LLC	Diesel Fuel, Off Road Use	Cummins/Farm	4501806486	\$34,654.62	Operational Farm Budget
Green Point AG LLC	Diesel Fuel, Off Road Use	Tucker/Farm	4501806816	\$15,930.36	Operational Farm Budget
Trane US Inc	HVAC Compressors & Parts	Varner/Construction	4501807276	\$10,426.97	Operational Budget
The Official Corp Bryan Paint & Carpet	Tile, Thinset, Grout, Spacers	Construction/Construction	4501807337	\$14,900.63	Operational Budget
Fastenal Co	1" and 2" Conduit	Construction/Maintenance	4501807332	\$45,140.53	Operational Budget
Trane US Inc	HVAC Units	McPherson/Maintenance	4501807521	\$25,083.00	Operational Budget
Fastenal Co	Tools & Supplies	Construction/Construction	4501807396	\$18,401.60	Operational Budget
Jack Tyler Engineering	Lift Station Repair	Ouachita/Maintenance	4501804379	\$23,186.83	Operational Budget
Total for Purchases over \$10,000				\$2,493,862.07	
FIRM CONTRACTS OVER \$25,000.00					
VENDOR	DESCRIPTION	UNIT	Contract # P.O.#	PURCHASE AMOUNT	FUND
Supreme Fixture Co	Commercial Dishwashers	Delta/Maintenance	4501804759	\$59,891.00	Work Release
Central Laundry Equipment Inc	Commercial Dishwashers	Hawkins, Pine Bluff, Randall Williams	4501804731	\$51,699.37	Work Release
Total for Contracts				\$111,590.37	
EMERGENCY PURCHASE ORDERS OVER \$25,000.00					
Total EM Purchases				\$0.00	
Total Purchases				\$2,605,452.44	

## PERSONNEL REPORT – JUNE 2018

UNIT	AUTHORIZED	FILLED	VACANT	% VACANT	HIRED	VOLUNTARY TERMINATION	INVOLUNTARY TERMINATION	RETIREMENT
BENTON (CR05)	77	73	4	5.19%	3	2	0	0
CENTRAL OFFICE (CR01, CR02, CR08 & CR22)	268	251	17	6.34%	2	1	0	0
CHAPLAINCY	27	26	1	3.70%	0	0	0	0
CONSTRUCTION (CR04)	59	56	3	5.08%	2	1	0	0
CUMMINS (CR09)	428	382	46	10.75%	45	5	7	0
DELTA (CR10)	183	170	13	7.10%	7	2	2	0
EAST ARKANSAS (CR12)	365	325	40	10.96%	30	9	8	0
ESTER (CR11)	155	144	11	7.10%	6	2	2	0
FARM (CR29)	61	55	6	9.84%	1	0	0	0
GRIMES (CR27)	244	231	13	5.33%	17	5	4	0
INDUSTRY (CR07)	53	43	10	18.87%	1	0	0	0
MAXIMUM SECURITY (CR14)	229	165	64	27.95%	11	3	6	1
MCPHERSON (CR28)	230	210	20	8.70%	24	5	5	0
MENTAL HEALTH	186	141	45	24.19%	1	1	1	1
MISS COUNTY (CR15)	37	32	5	13.51%	0	2	0	0
NORTH CENTRAL (CR16)	198	193	5	2.53%	4	0	1	0
NORTHWEST ARK (CR17)	30	30	0	0.00%	1	0	0	0
OUACHITA RIVER (CR30)	466	419	47	10.09%	53	13	4	0
PINE BLUFF (CR20)	169	157	12	7.10%	10	4	0	0
RANDAL L. WILLIAMS (CR13)	145	136	9	6.21%	8	3	0	0
TEXARKANA (CR21)	31	28	3	9.68%	3	1	0	0
TRANSPORTATION (CR32)	102	99	3	2.94%	0	0	0	0
TUCKER (CR23)	199	152	47	23.62%	15	6	6	0
VARNER (CR24)	358	290	68	18.99%	27	5	5	0
WRIGHTSVILLE (CR25)/HAWKINS(CR06)	283	260	23	8.13%	19	3	1	0
TOTAL	4,583	4,068	515	11.24%	290	73	52	2
Term/Hire report run 7/3/18 - PSR created 7/3/18								



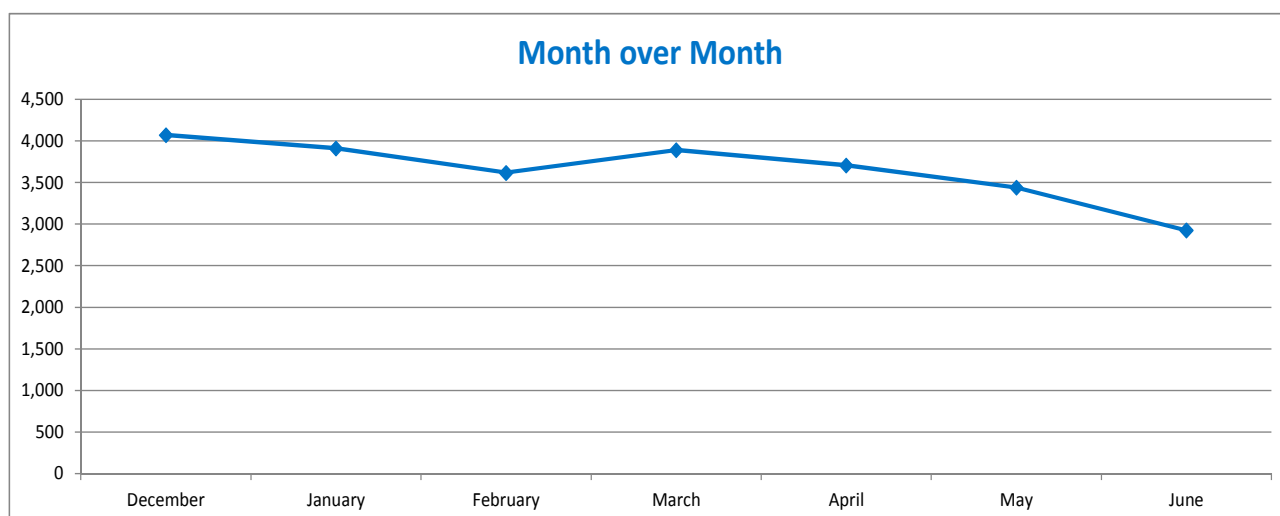
## AR-DOC SECURUS VIDEO VISITATION ACTIVITY TRACKER - JUNE 2018

Total ADP: 15,586

All sites have been deployed

Total Visits by Month	December	January	February	March	April	May	June
Total (Includes SuperMax)	4,071	3,909	3,618	3,890	3,705	3,441	2,923
Target Objective	15,586	15,586	15,586	15,586	15,586	15,586	15,586

## Anywhere Visitation Performance:



## Completed Visits

Site	Current Month	Previous Month
Cummins	205	231
Pine Bluff Re-Entry	2	1
Benton	129	177
State Police Barracks	33	37
NW Arkansas WRC	13	6
Varner Unit	185	193
Texarkana Regional	63	32
Mississippi County WRC	14	22
Randall L Williams	246	286
Pine Bluff Complex	72	136
Mcpherson	186	244
J Aaron Hawkins Sr.	120	139
Ester	139	148
East Arkansas Regional	320	314
North Central	183	202
Grimes	229	294
Tucker Unit	176	211
Delta Regional	193	264
Tucker Max	44	35
Ouachita River	236	282
Wrightsville Unit	135	187
Total:	2,923	3,441

## Missed by Inmate

Site	Current Month	Previous Month
Cummins	12	11
Pine Bluff Re-Entry	0	0
Benton	5	6
State Police Barracks	4	1
NW Arkansas WRC	3	3
Varner Unit	14	14
Texarkana Regional	1	6
Mississippi County WRC	0	1
Randall L Williams	6	8
Pine Bluff Complex	7	3
Mcpherson	9	13
J Aaron Hawkins Sr.	5	5
Ester	3	2
East Arkansas Regional	30	20
North Central	6	4
Grimes	12	7
Tucker Unit	3	8
Delta Regional	3	9
Tucker Max	2	2
Ouachita River	16	13
Wrightsville Unit	3	2
Total:	144	138